

UP-TO-DATE

CMOS 4000

DATA & COMPARISON TABLES

**FLIP FLOPS • LATCHES • BUS REGISTERS • DECODERS • COUNTERS • DIVIDERS
• SCHMITT TRIGGERS • LEVEL SHIFTERS • ANALOG DEVICES • LOGIC/ARITHMETIC UNITS
• (DE-)MULTIPLEXERS • SHIFT REGISTERS • SPECIAL FUNCTIONS • GATES**



TECH/ECA ASIA-PACIFIC EDITION





digital

cmos 4000

integrated circuits

data dictionary

comparison table

First Edition 1993

This book is deposited and protected by copyright. All rights reserved to the editor. The reproduction, translation, microfilming as well as storing and processing of data in electronic systems are liable to prosecution.

Copyright © by ECA · Electronic GmbH, Germany.

© 1993 ECA. All rights reserved.

Illegal for sale outside the following countries:

Indian Subcontinent, Singapore, Malaysia, Indonesia, Hongkong,
Philippines, Taiwan, New Zealand and Australia.

ISBN 981-214-121-9

Illegal for export other than by Tech Publications Pte Ltd, Singapore.

Published by Tech Publications Pte Ltd
by special arrangement with ECA · Electronic GmbH, Germany

Printed in Singapore by Continental Press Pte Ltd

table of contents

	page	section
Preface	IV	
Functional list of contents	1-1	1
Explanations	1-6	
Abbreviations of manufacturers	1-14	
Data table CMOS	2-3	2
Case outline drawings	3-3	3

GB PREFACE

It's finally out: the completely revised new editions of "cmos 4000" including the logic families 40xx, 45xx, 47xx and 40xxx. Although the volume of data incorporated has more than doubled, ECA was able, thanks to space-saving computer typesetting, to keep the number of pages of the "cmos 4000" (and thus its price) from becoming daunting.

If you'd care to compare it to the old edition, the first thing you'll notice is how the Japanese manufacturers are crowding the market; an indication that the cmos 4000 series obviously still has a future after having been pronounced on its way out quite a few times. Unfortunately, the sales strategy of Japanese IC manufacturers is better than their documentation, as evident from the many "holes" in the data tables.

We have kept to the tried-and-tested concept of cmos:

Section 1 provides the functional list of contents, basic explanatory data regarding the cmos 4000 series and the list of manufacturers.

Section 2 covers the salient critical and characteristic data for different supply voltages, pin configurations and partial internal circuiting, as well as the static and dynamic-logic behaviour of the circuit. However, the concept of "cmos 4000" does not allow pages and pages of descriptions of complicated interrelationships regarding such special circuitry as PLL switching circuits. But this is no drawback in our opinion, since the development engineer has to resolve to the data sheet of the specialist manufacturer, in any case, when applying such IC's.

Section 3 presents the dimensioned outline drawings, whereby these dimensions may slightly differ from one manufacturer to another, center-spacing and material being the deciding factors here in any case for the user.

Not included in "cmos 4000" are switching circuits which are logic and pin compatible with the Series 74 which also finds expression in their designation (e. g. 74HC10). You will find these circuits in the ECA cookbook "ttl 74". However, you will find a "TC74HC4020F" in this editions of "cmos 4000", since its pin configuration is the same as that of the Series 4000.

Despite advanced data basing and photo typesetting techniques the Publisher must, of course, reserve the right, as in any extensive data compilation such as this, to errors excepted.

functional list of contents
explanations

1-1

1-6

section

1

abbreviations of manufacturers

1-14



Functional list of contents

Gates

NAND-Gates

- 4011 Quad 2-Input NAND Gate
- 4012 Dual 4-Input NAND Gate
- 4023 Triple 3-Input NAND Gate
- 4068 8-Input NAND Gate
- 4093 Quad 2-Input NAND Schmitt Trigger
- 40107 NAND drivers

NOR-Gates

- 4000 Dual 3-Input NOR Gate + Inverter
- 4001 Quad 2-Input NOR Gate
- 4002 Dual 4-Input NOR Gate
- 4025 Triple 3-Input NOR Gate
- 4078 8-Input NOR Gate

AND-Gates

- 4073 Triple 3-Input AND Gate
- 4081 Quad 2-Input AND Gate
- 4082 Dual 4-Input AND Gate

OR-Gates

- 4071 Quad 2-Input OR Gate
- 4072 Dual 4-Input OR Gate
- 4075 Triple 3-Input OR Gate

Exclusive-OR-Gates

- 4030 Quad Exclusive-OR Gate
- 4070 Quad Exclusive OR Gates
- 4507 Quad Exclusive OR Gate

Exclusive-NOR-Gates

- 4077 Quad Exclusive NOR Gates

Gate Combinations

- 4019 Quad AND / OR Gate
- 4037 Triple AND / OR Gate
- 4048 8-Input Multi-Function Gate
- 4085 Dual AND / OR Invert Gate
- 4086 Dual AND / OR Invert Gate
- 4501 Triple Gate
- 4506 Dual Expandable AND / OR Gate
- 4519 4-Bit AND / OR Selector
- 4531 12-Bit Parity Tree
- 4572 Hex Gate

Inverters

- 4007 Dual Complementary Pair + Inverter
- 4009 Hex Inverter / Buffer
- 4041 Quad True / Complement Buffer
- 4049 Hex Inverter / Buffer
- 4069 Hex Inverter
- 4502 Hex 3-State Inverter / Buffer
- 40098 6 inverters with 3-state outputs
- 40106 6 Schmitt Trigger Inverters
- 40240 8-bit inverting bus driver
- 40245 8-bit bi-directional bus driver

Buffers

- 4009 Hex Inverter / Buffer
- 4010 Hex Buffer
- 4041 Quad True / Complement Buffer
- 4049 Hex Inverter / Buffer
- 4050 Hex Buffer
- 4502 Hex 3-State Inverter / Buffer
- 4503 Hex 3-State Buffer
- 4504 Hex TTL-to CMOS Level Shifter
- 40097 6 buffers with 3-state outputs

Flipflops

JK-Flipflops

- 4027 Dual J-K Flip-Flop
- 4095 J-K Master-Slave Flip-Flop
- 4096 J-K Master-Slave Flip-Flop

D-Flipflops / -Latches

- 4013 Dual D Flip-Flop
- 4042 Quad Latch
- 4043 Quad NOR R-S Latch
- 4044 Quad NAND R-S Latch
- 4076 Quad D-Type Register
- 4099 8-Bit Addressable Latch
- 4508 Dual 4-Bit Latch
- 4723 Dual 4-bit addressable latch
- 4724 8-bit addressable latch
- 40174 6 D-type flip-flops with master reset
- 40175 4 D-type flip-flops with master reset
- 40373 Octal transparent latch
- 40374 Octal D-type flip-flop

Monoflops

- 4047 Monostable / Astable Multivibrator
- 4098 Dual Monostable Multivibrator
- 4528 Dual Monostable Multivibrator
- 4538 Dual Precision Monostable Multivibrator
- 4548 Dual monostable multivibrator

Shift Registers

static

- 4006 18-Bit Static Shift Register
- 4014 8-Bit Static Shift Register, Synchronous
- 4015 Dual 4-Bit Static Shift Register
- 4021 8-Bit Static Shift Register, asynchronous
- 4031 64-Bit Static Shift Register

- 4035 4-Bit Shift Register
- 4517 Dual 64-Bit Static Shift Register
- 4557 1-to-64-Bit Variable Length Shift Register
- 4562 128-Bit Static Shift Register
- 4731 4 64-bit shift registers
- 40100 32-bit shift register
- 40104 4-bit bi-directional shift register
- 40194 4-bit bidirectional universal shift register
- 40195 4-bit universal shift register

dynamic

- 4062 200-Bit Dynamic Shift Register

Counters

Binary Counters

- 4020 14-Bit Binary Counter
- 4024 7-Stage Ripple Counter
- 4040 12-Bit Binary Counter
- 4060 14-Stage Counter / Divider / Oscillator
- 4516 Binary Up / Down Counter
- 4520 Dual Binary Counter
- 4569 Dual Programmable BCD Binary Counter
- 4597 8-Bit Bus Compatible Counter / Latch

BCD- / Decimal Counters

- 4017 Decade Counter
- 4026 Decade Counter / 7 Segment Decoder
- 4033 Decade Counter / 7 Segment Decoder, Ripple Blanking
- 4510 BCD Up / Down Counter
- 4518 Dual BCD Counter
- 4534 Real Time 5-Decade Counter
- 4553 3-Digit BCD Counter
- 4569 Dual Programmable BCD Binary Counter
- 4737 4½ decade counters
- 40110 Decade up/down counter with latch and LED display driver

Octal Counters

4022 Octal Counter / Divider

Programmable Counters

4029 4-Bit Presettable Up / Down Counter
4568 Pase Comparator / Programmable Counter
4569 Dual Programmable BCD Binary Counter
40102 2-decade programmable down counter
40103 8-bit programmable binary down counter
40160 Synchronous programmable decade counter
40161 Synchronous programmable binary counter
40162 Synchronous programmable decade counter
40163 Synchronous programmable binary counter
40192 Programmable up/down decade counter
40193 Programmable up/down binary counter

Other Counters

4045 21-Stage Counter
4060 14-Stage Counter / Divider / Oscillator

Dividers

4018 Presettable Divide-by-N Counter
4022 Octal Counter / Divider
4045 21-Stage Counter
4059 Programmable Divide-by-n Counter
4060 14-Stage Counter / Divider / Oscillator
4521 24-Stage Frequency Divider
4522 Programmable BCD Divide-by-n Counter
4526 Programmable Binary Divide-by-n Counter

Oscillators

4060 14-Stage Counter / Divider / Oscillator
4541 Programmable Oscillator / Timer

Timers

4536 Programmable Timer
4541 Programmable Oscillator / Timer
4566 Industrial Time Generator

Arithmetic Circuits

Adders

4008 4-Bit Full Adder
4032 Triple Serial Adder
4038 Triple Serial Adder
4560 NBCD Adder

Multipliers

4089 Binary Multiplier
4527 BCD Multiplier
4554 2 x 2-Bit Parallel Binary Multiplier

Comparators

4063 4-Bit Magnitude Comparator
4585 4-Bit Magnitude Comparator

ALU

4500 1-bit processing unit
4581 4-Bit ALU
40181 4-bit ALU

Data Selectors

4512 8-Channel Data Selector
4519 4-Bit AND / OR Selector
40117 Dual 4-bit terminator

Priority/Parity Units

4531 12-Bit Parity Tree
4532 8-Bit Priority Encoder
40101 9-bit parity generator
40147 Priority encoder

Other

4530 Dual 5-Input Majority Logic Gate
 4549 Successive Approximation Register
 4559 Successive Approximation Register
 4561 9's Complementer
 4582 Look-Ahead Carry Block
 40182 Carry generator

Bus Registers

4034 8-Bit Universal Bus Register
 4094 8-Bit Universal Bus Register
 4099 8-Bit Addressable Latch
 4580 4 x 4 Multiport Register
 4597 8-Bit Bus Compatible Counter / Latch
 4598 8-Bit Bus Compatible Addressable Latch
 4599 8-Bit Addressable Latch
 40108 4x4-bit multiport register
 40208 4x4-bit multiport register

Bus Drivers

40240 8-bit inverting bus driver
 40244 8-bit bus driver
 40245 8-bit bi-directional bus driver

Memories

RAM

4036 4 x 8-bit static RAM
 4039 4 x 8-bit static RAM
 4505 64 x 1-Bit Static RAM
 4537 256 x 1-Bit Static RAM
 4552 64 x 4-Bit Static RAM
 4720 256x1-bit random access memory

ROM

4524 256 x 4-Bit Read Only Memory

Other

4723 Dual 4-bit addressable latch
 4724 8-bit addressable latch
 40105 16x4-bit FIFO

Multiplexers

4067 16-Channel Multiplexer / Demultiplexer
 4097 8-Channel Multiplexer / Demultiplexer
 4539 Dual 4-Channel Multiplexer
 40257 Quad 2-line-to-1-line multiplexers

Demultiplexers

4067 16-Channel Multiplexer / Demultiplexer
 4097 8-Channel Multiplexer / Demultiplexer
 4514 4-to 16 Line Decoder with Latch
 4515 4-to 16 Line Decoder with Latch
 4555 Dual 2-to-4 Demultiplexer
 4556 Dual 2-to-4 Demultiplexer

Decoders

BCD-to-Decimal

4028 BCD-to-Decimal Decoder

BCD-to-7 Segment

4026 Decade Counter / 7 Segment Decoder
 4033 Decade Counter / 7 Segment Decoder, Ripple Blanking
 4055 BCD-to-7 Segment Decoder for Multiplexed Display
 4056 BCD-to-7 Segment Decoder / Latch
 4511 BCD-to-7 Segment Latch / Decoder / Driver
 4513 BCD-to-7 Segment Latch / Decoder / Driver, Ripple Blanking

4543 BCD-to-7 Segment Latch / Decoder / Driver
4544 BCD-to-7 Segment Latch / Decoder / Driver, Ripple Blanking
4547 BCD-to-7 Segment Latch / Decoder / Driver
4558 BCD-to-7 Segment Decoder

Level Converters

4050 Hex Buffer
4069 Hex Inverter
4504 Hex TTL-to CMOS Level Shifter
40109 4 level shifters

Schmitt-Triggers

4093 Quad 2-Input NAND Schmitt Trigger
4583 Dual Schmitt Trigger
4584 Hex Schmitt Trigger
40106 6 Schmitt Trigger Inverters

Analog Circuits

Switches

4016 Quad Analog Switch / Analog Multiplexer
4066 Quad Analog Switch

Multiplexers / Demultiplexers

4051 8-Channel Analog Multiplexer
4052 Dual 4-Channel Analog Multiplexer
4053 Triple 2-Channel Analog Multiplexer
4529 Dual 4-Channel Analog Data Selector
4551 Quad 2-Channel Analog Multiplexer

Operational Amplifiers

4573 Quad Programmable Op Amp
4575 Quad programmable Op Amp

Comparators

4574 Quad Programmable Comparator

Other Circuits

4007 Dual Complementary Pair + Inverter
4046 PLL (phase-locked loop)
4054 4-Segment Liquid-Crystal Display Driver
4568 Pase Comparator / Programmable Counter

EXPLANATIONS

1. Comparison of the logic families

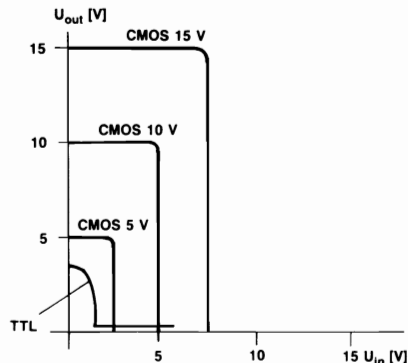
Family	t_{PD} ns	P_D mW	f_T MHz	fan out
TTL Standard	10	10	25	10
TTL High Speed	6	22	43	10
TTL Low Power	33	1	3	20
TTL Schottky	3	19	110	10
TTL LS	10	2	33	20
CMOS 5 V	40	10n	8	50
CMOS 10 V	20	10n	16	50
CMOS 15 V	15	10n	20	50

The designations have the following meanings:

- t_{PD} Propagation delay time, cf. "Explanation of characteristic data".
- P_D Typical quiescent power.
- f_T Typical maximum clock frequency for D-Flipflops.
- fan out Maximum number of inputs which an output can activate (only applies within the same logic family).
- CMOS ... The indicated values relate to the applied supply voltage.

All data relevant to ambient temperature of 25°C.

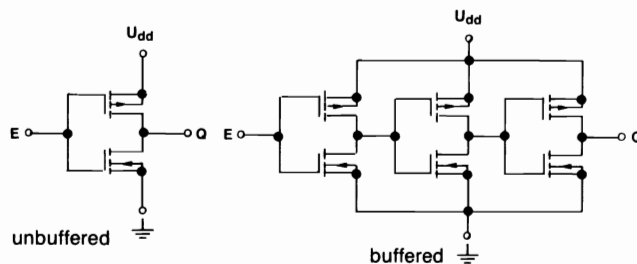
2. Reaction of the output voltage to the input voltage:



Curves relevant to an ambient temperature of 25°C for an inverter.

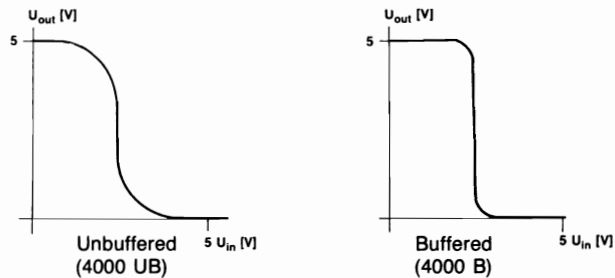
3. Differences between unbuffered and buffered series

3.1. Basic internal wiring:



Type designations of unbuffered circuits contain an "UB".

3.2. Reaction of output voltage on input voltage:



4. Internal input wiring:

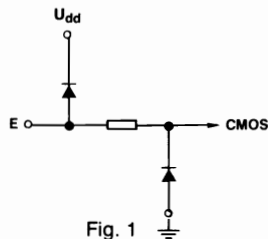


Fig. 1

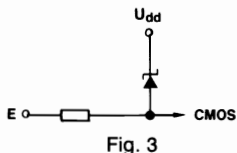


Fig. 3

Input voltages more negative than chassis are permissible. Used by Motorola and National.

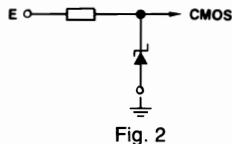


Fig. 2

Is used, for instance, for the CMOS/TTL level converters 4049/4050.

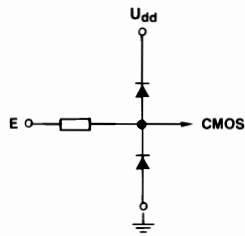


Fig. 4

Used, for instance, by Fairchild.

5. Main protective measures

Many methods – some of them quite exotic – have been described in technical literature with respect to the protection of CMOS ICs from static charges. However, the CMOS series 4000 has reached such a level of design perfection (see the internal protective systems described above) that, under normal circumstances, observance of the following is sufficient:

- 5.1. Keep ICs on conductive cellular material or metal.
- 5.2. Only solder with grounded soldering tool.
- 5.3. Do not insert or remove when live.
- 5.4. As opposed to the TTL series, all of the inputs must be wired up.

6. Explanatory information on the function groups:

6.1. Gates

European Std

US Std



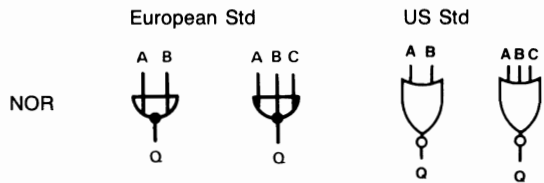
NAND

Logic function:

$$Q = \overline{A \cdot B \cdot C}$$

Logic table:

A	B	C	Q
H	H	H	L
L	X	X	H
X	L	X	H
X	X	L	H

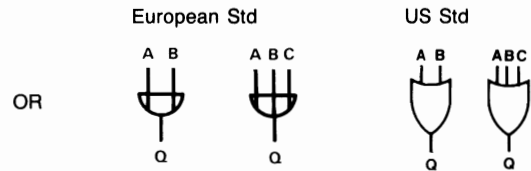


Logic function:

$$Q = \overline{A + B + C}$$

Logic table:

A	B	C	Q
L	L	L	H
H	X	X	L
X	H	X	L
X	X	H	L

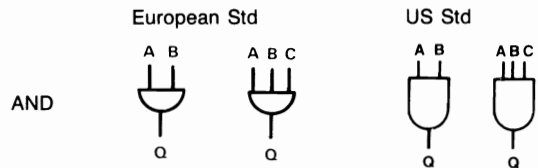


Logic function:

$$Q = A + B + C$$

Logic table:

A	B	C	Q
L	L	L	L
H	X	X	H
X	H	X	H
X	X	H	H




Logic function:

$$Q = A \cdot B \cdot C$$

Logic table:

A	B	C	Q
H	H	H	H
L	X	X	L
X	L	X	L
X	X	L	L




Logic function:

$$Q = (\bar{A} \cdot B) + (A \cdot \bar{B}) \text{ resp. } Q = A \oplus B$$

Logic table:

A	B	Q
L	L	L
L	H	H
H	L	H
H	H	L

EX-NOR



Logic function:

$Q = (\bar{A} \cdot \bar{B}) + (A \cdot B)$ resp. $Q = A \oplus B$

Logic table:

A	B	Q
L	L	H
L	H	L
H	L	L
H	H	H

INVERTER



Logic function:

$Q = \bar{E}$

Logic table:

E	Q
L	H
H	L

DRIVER / BUFFER



Logic function:

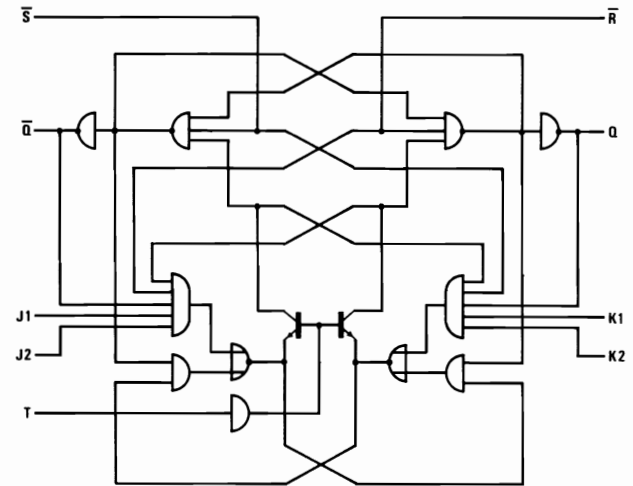
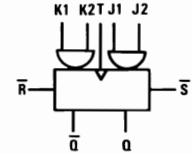
$Q = E$

Logic table:

E	Q
L	L
H	H

6.2. Flipflops

6.2.1. JK-Flipflops (edge triggered)

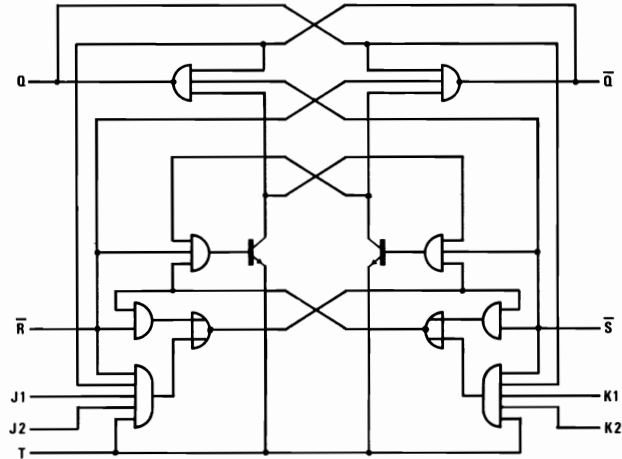


The data applied at Pins J and K is transferred to the output when the clock signal changes from L to H (positive edge triggered) or from H to L (negative edge triggered). R and S work independent from clock signal (asynchronous). For logic tables see section 2.

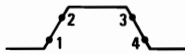
6.2.2. JK Master Slave Flipflop

Two stages of switching guarantee uncritical timing when J and K signals change during the clock pulse:

1. Stage = Master, 2. Stage = Slave



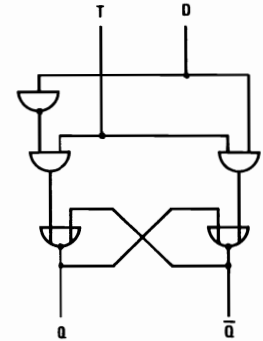
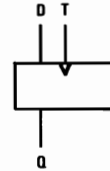
Clock pulse:



- 1 = Disconnect slave from master
- 2 = Transfer J and K signals to master
- 3 = Disable J and K inputs
- 4 = Transfer data from master to slave

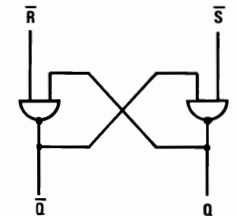
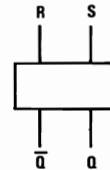
R and S also work asynchronous. Logic tables see section 2.

6.2.3. D-Flipflops



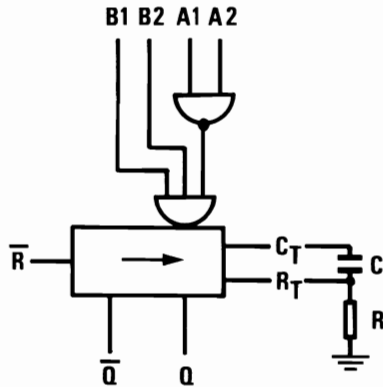
The data applied at D is transferred to Q when the clock level changes (\uparrow or \downarrow depending on positive or negative edge triggered circuit design) or as long as the clock level is in the appropriate mode (D latch). Refer to logic table of type concerned to see which case applies.

6.2.4. RS Flipflops



Bistable flipflops toggled by negative pulses (\downarrow) at R or S.

6.2.5. Monoflops (Monostable Multivibrators)



The change from H to L (L) on A or L on B produces a positive pulse \square at Q and a negative pulse \square at \bar{Q} . The length of this pulse is determined by the external values of C and R. \bar{R} returns the flipflop to the stable position irrespective of the state of the inputs A and B. Arrow indicates output carrying a H potential in the stable position.

7. Interface for the series 7400 TTL circuits

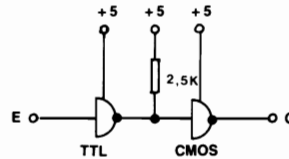


Fig. 1: TTL to CMOS 5V



Fig. 2: CMOS 5V to TTL

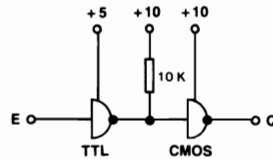


Fig. 3: TTL to CMOS 10V

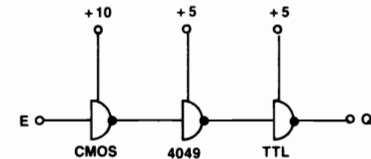


Fig. 4: CMOS 10V to TTL

8. Abbreviations used in data tables

8.1. LH side (general information and maximum ratings):

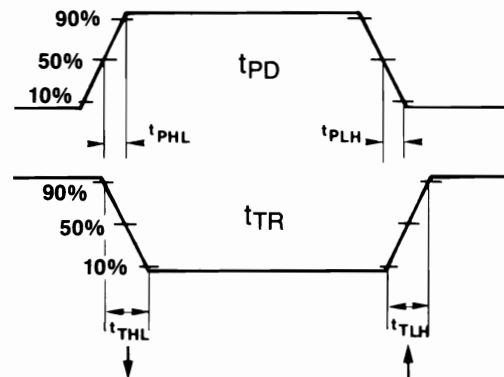
Type	The type designation, which is usually identical to the ordering designation.
Man	The manufacturer. For complete designations and address, see list following table of contents.
B	Pin qty-style-drwg No.; see Section 3.
T_U	Ambient temp. range abbreviation in operation: C = commercial = 0°... + 70°C E = extended = - 25°... + 85°C I = industrial = - 40°... + 85°C M = military = - 55°... + 125°C
U_{dd}	Minimum and maximum supply voltage to chassis (U_{ss}); exceeding these limits may lead to destruction.
P_{tot}	Max. permissible total power dissipation on stated T_U range. Should P_{tot} differ in partial areas within the this range, value stated is always the lowest for P_{tot} .

8.2. RH side (characteristic data):

The specified characteristic data apply at a temperature of 25 °C, an input frequency of 1 MHz and an input capacity of 50 pF:

U_{dd}	Applied supply voltage at which the subsequent characteristic data are applicable.
U_{iL} max	Max. input voltage when L sensed or * min. noise voltage spacing.
U_{iH} min	Min. input voltage when H sensed or * min. noise voltage spacing.
I_{dd} typ	Typical quiescent current.
t_{TR}	Transition time at output Pin from H to L (↓) and from L to H (↑). See diagram below.
t_{PD}	Propagation delay time from pin to (→) pin. Pin designations do not always coincide with actual pin drwg due to lack of space; however, E is generally input, T is always clock input, Q an output (see also diagram on right).

8.3. Definition of transition time and propagation delay time:



HL and LH always refer to the status alternation at the **output**; thus, HL means from High to Low status at the output.

9. Abbreviations in the connection drawings

A, B, C, ...	Inputs on counters, shift registers, decoders, etc. A = least significant Bit (LSB).
a, b, c, ...	Outputs of 7-segment decoders, see figure below.
A0, A1, ...	Memory address inputs, A0 = LSB.
BI	Digit blanking input.
B _{out}	Borrow output.
C	Control input, general.
CE	Chip enable.
C _{in}	Carry input.
CL	Clear.
C _{out}	Carry output.
CP	Clock pulse (input).
D	Data input/output, general.
D0, D1, ...	Data inputs, D0 = LSB.
DP	Decimal point output of 7-segment decoders.
E	Input, general.
EN	Enable input (for tristate outputs).
FE	Enable input.
FQ	Enable output (for cascading).
J, J1, J2	J inputs on flipflops.
K, K1, K2	K inputs on flipflops.
LT	Lamp test input on 7-segment decoders.
MEM	Memory.
MR	Master reset (for all units).
MUX	Multiplexer.
Q	Output, general.
Q0, Q1, ...	Data outputs on decimal decoders.
QA, QB, ...	Data outputs, QA = LSB.
R	Reset input, general.
R0	Input reset to zero.
R9	Input reset to nine.
RBI	Ripple blanking input on 7-segment decoders.
RBQ	Ripple blanking output for cascading.
RD	Read enable input.
S	Set input, general.
strobe	Strobe input.
T	Clock input.
U _{dd}	Supply voltage.
V/R	Mode input count up/count down.
W/R	Mode input write/read.

10. Special abbreviations used in the logic tables:

H	Logic state = high level.
L	Logic state = low level.
X	Logic state = irrelevant (high or low).
Z	Logic state = high impedance.
↵	Transition from L to H.
↳	Transition from H to L.
┌	Positive pulse.
└	Negative pulse.
n x ┌	n positive pulses.
Q = L	This column identifies which output has low level; all other outputs are high.
+	OR
·	AND
⊕	EX-OR
Ā	NOT A

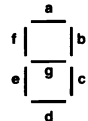
Column "Function":

–	No function, no change of state.
count	Count by 1.
shift	Shift by 1.
?	State or function depends on other parameters and is therefore unknown.
reset	Reset to zero.
preset	Preset, in most cases to the value, applied to the parallel inputs.

Dynamic functions:

t _n	Time/status prior to clock pulse.
t _{n+1}	Time/status after 1 clock pulse (if not otherwise noted).
Q _n	Status of output at time t _n .
Q _{n+1}	Status of output at time t _{n+1} .
Q _n	Output Q toggles.

Designation of outputs on
7-segment decoders:



abbreviations of manufacturers

1-14

- Fch Fairchild Camera and Instrument Corp.**
USA: Mountain View, CA 94042, 464 Ellis Street
D-8080 Fürstentfeldbruck, Industriestr.10
D-3000 Hannover, Öltzenstr.15
D-7251 Leonberg, Poststr.37
- Fui Fujitsu Ltd. (Components Group)**
Japan: 1015 Kamikodanaka, Nakahara-Ku, Kawasaki 211
Comtec GmbH
D-8000 München 22, Widenmayerstr.1
- Hit Hitachi Ltd. (Electronic Devices Group)**
Japan: 1450 Josuihonmachi, Kodaire City, Tokyo
D-4000 Düsseldorf 1, Immermannstr.15
- Mat Matsushita Denshi Kogyo Co. (Electronics Corporation)**
Japan: Kotari Yakemachi 1, Nagaokakyo City, Kyoto
Matsushita GmbH
D-2000 Hamburg 36, Jungfernstieg 40
- Mit Mitsubishi Electric Corporation**
Japan: Kita-Itami Works, 4-1 Mizuhara, Itami-Shi, Hyogo-Ken
Post Code 664
- Mkm VEB Mikroelektronik Karl Marx Erfurt**
DDR: 5010 Erfurt, Rudolfstr.47
- Mot Motorola Semiconductor Products Inc.**
USA: 5005 E. McDowell Road, M370, Phoenix, AZ 85008
Motorola GmbH, Geschäftsbereich Halbleiter
D-6204 Taunusstein-Neuhof 5, Heinrich-Hertz-Str.1 (Zentrale)
D-3012 Langenhagen, Hans-Böckler-Str.30 (Verkaufsbüro)
- Nec NEC Electronics Inc.,**
Japan: 1753 Shimonumabe, Nakahara-ku, Kawasaki City
D-4000 Düsseldorf 30, Oberrather Str.4
- Njr New Japan Radio Co., Ltd.**
Japan: 1500-23 Fukuoka, Kamifukuoka-Shi, Saitama-Ken
- Nsc National Semiconductor Corporation**
USA: 2900 Semiconductor Drive, Santa Clara, CA 95052-8090
National Semiconductor GmbH
D-8080 Fürstentfeldbruck, Industriestr.10
- Oki OKI Electric Industry Co., Ltd.**
Japan: 10-3 Shibaura 4-Chome, Minato-Ku, Tokyo 108
OKI Electric Europe GmbH
D-4000 Düsseldorf 11, Emanuel-Leutze-Str.8
- Rca RCA Corporation (Solid State Division)**
USA: Route 202, Somerville, NJ 08876
RCA GmbH
D-2085 Quickborn, Schillerstr.14
- Say Sanyo Electric Co., Ltd.**
Japan: Tokyo 113 Natsuma Bldg., 2-chome, Yushima, Bunkyo-ku
D-6236 Eschborn, Frankfurter Straße 1-5
- Sgs SGS-ATES Microelettronica S.p.A. (Internat. Headquarters)**
I: 20041 Agrate Brianza, Via C. Olivetti
SGS Halbleiter Bauelemente GmbH
D-8018 Gräfing, Haindling 17
- Sha Sharp Corporation Electronic Components Group**
Japan: Osaka 545., 22-22 Nagaike-Cho, Abeno-Ku
D-2000 Hamburg 1, Sonninstr. 3
- Sig Signetics Corporation**
USA: 811 E. Arques Avenue, Sunnyvale, CA 94086
- Spr Sprague Electric Co.**
USA: 87 Marshall Street, North Adams, MA 01247
Sprague Elektronik GmbH
D-6000 Frankfurt 1, Friedberger Anlage 24
- Tix Texas Instruments Inc.**
USA: P.O.Box 225012, Dallas, TX 75265
Texas Instruments Deutschland GmbH
D-8050 Freising, Haggertystr.1
D-1000 Berlin 31, Kurfürstendamm 195-196
D-6236 Eschborn, Frankfurter Allee 6-8

Top Topaz

Tos Toshiba Corporation

Japan: 1-1 Shibaura 1-Chome, Minato-Ku, Tokyo 105
Toshiba Europa (I.E.) GmbH Electronic Components
D-4000 Düsseldorf 11, Hansaallee 181
D-7250 Leonberg, Eltinger Str.61
D-8000 München 81, Arabellastr.33/IV

Toy Toyo Denki Seizo Electronics Industry Co.

Japan: 21, Sain-Misosaki-cho, P.O.Box 103, Ukyo-ku, Kyoto
R-ohm Electronics
D-4052 Korschenbroich, Mühlenstr.70

Val Valvo GmbH

(Unternehmensbereich Bauelemente d. Philips GmbH)

BRD: 2000 Hamburg 1, Burchardstr.19
D-3000 Hannover 1, Ikarusallee 1a
D-4300 Essen 1, Lazarettstr.50
D-6000 Frankfurt 90, Theodor-Heuss-Allee 106
D-7000 Stuttgart 80, Albstadtweg 12
D-7800 Freiburg, Tullastr.72
D-8000 München 71, Drygalski Allee 33
D-8500 Nürnberg 10, Bessemerstr.14

DATA TABLE CMOS

section

2

4000		Dual 3-Input NOR Gate + Inverter					4000			Range Data			Identification Data																																					
							Type	Man	B Sec. 3 Pins- Art-Nr.	T _U	U _{dd}		P _{tot} max	U _{dd}	U _{IL} *U _{NL}	U _{IH} *U _{NH}	I _{dd} typ	t _{TR} n _{styp}		t _{PD} n _{styp}																														
											V min	V max						V	V max	V min	μA	Pin ↓	↑	Pin ↓	↑																									
														CD4000 AF	Rca	14-dil-4	M	-0.5	+15	200	5	*1.5	*1.5	1n	Q	65	65	E-Q	35	35																				
<table border="1"> <thead> <tr> <th>A</th> <th>B</th> <th>C</th> <th>Q</th> </tr> </thead> <tbody> <tr> <td>L</td> <td>L</td> <td>L</td> <td>H</td> </tr> <tr> <td>H</td> <td>X</td> <td>X</td> <td>L</td> </tr> <tr> <td>X</td> <td>H</td> <td>X</td> <td>L</td> </tr> <tr> <td>X</td> <td>X</td> <td>H</td> <td>L</td> </tr> </tbody> </table>														A	B	C	Q	L	L	L	H	H	X	X	L	X	H	X	L	X	X	H	L	CD4000 AH	Rca	chip	M	-0.5	+15	200	5	*1.5	*1.5	1n	Q	65	65	E-Q	35	35
A	B	C	Q																																															
L	L	L	H																																															
H	X	X	L																																															
X	H	X	L																																															
X	X	H	L																																															
<table border="1"> <thead> <tr> <th>E</th> <th>O</th> </tr> </thead> <tbody> <tr> <td>L</td> <td>H</td> </tr> <tr> <td>H</td> <td>L</td> </tr> </tbody> </table>														E	O	L	H	H	L	CD4000 AK	Rca	14-flat-1	M	-0.5	+15	200	5	*1.5	*1.5	1n	Q	65	65	E-Q	35	35														
E	O																																																	
L	H																																																	
H	L																																																	
<table border="1"> <thead> <tr> <th>A</th> <th>B</th> <th>C</th> <th>Q</th> </tr> </thead> <tbody> <tr> <td>L</td> <td>L</td> <td>L</td> <td>H</td> </tr> <tr> <td>H</td> <td>X</td> <td>X</td> <td>L</td> </tr> <tr> <td>X</td> <td>H</td> <td>X</td> <td>L</td> </tr> <tr> <td>X</td> <td>X</td> <td>H</td> <td>L</td> </tr> </tbody> </table>														A	B	C	Q	L	L	L	H	H	X	X	L	X	H	X	L	X	X	H	L	CD4000 BD	Rca	14-dil-5	M	-0.5	+20	200	5	1.5	3.5	10n	Q	100	100	E-Q	125	125
A	B	C	Q																																															
L	L	L	H																																															
H	X	X	L																																															
X	H	X	L																																															
X	X	H	L																																															
<table border="1"> <thead> <tr> <th>A</th> <th>B</th> <th>C</th> <th>Q</th> </tr> </thead> <tbody> <tr> <td>L</td> <td>L</td> <td>L</td> <td>H</td> </tr> <tr> <td>H</td> <td>X</td> <td>X</td> <td>L</td> </tr> <tr> <td>X</td> <td>H</td> <td>X</td> <td>L</td> </tr> <tr> <td>X</td> <td>X</td> <td>H</td> <td>L</td> </tr> </tbody> </table>														A	B	C	Q	L	L	L	H	H	X	X	L	X	H	X	L	X	X	H	L	CD4000 BE	Rca	14-dil-1	I	-0.5	+20	200	5	1.5	3.5	10n	Q	100	100	E-Q	125	125
A	B	C	Q																																															
L	L	L	H																																															
H	X	X	L																																															
X	H	X	L																																															
X	X	H	L																																															
<table border="1"> <thead> <tr> <th>A</th> <th>B</th> <th>C</th> <th>Q</th> </tr> </thead> <tbody> <tr> <td>L</td> <td>L</td> <td>L</td> <td>H</td> </tr> <tr> <td>H</td> <td>X</td> <td>X</td> <td>L</td> </tr> <tr> <td>X</td> <td>H</td> <td>X</td> <td>L</td> </tr> <tr> <td>X</td> <td>X</td> <td>H</td> <td>L</td> </tr> </tbody> </table>														A	B	C	Q	L	L	L	H	H	X	X	L	X	H	X	L	X	X	H	L	CD4000 BF	Rca	14-dil-4	M	-0.5	+20	200	5	1.5	3.5	10n	Q	100	100	E-Q	125	125
A	B	C	Q																																															
L	L	L	H																																															
H	X	X	L																																															
X	H	X	L																																															
X	X	H	L																																															
<table border="1"> <thead> <tr> <th>A</th> <th>B</th> <th>C</th> <th>Q</th> </tr> </thead> <tbody> <tr> <td>L</td> <td>L</td> <td>L</td> <td>H</td> </tr> <tr> <td>H</td> <td>X</td> <td>X</td> <td>L</td> </tr> <tr> <td>X</td> <td>H</td> <td>X</td> <td>L</td> </tr> <tr> <td>X</td> <td>X</td> <td>H</td> <td>L</td> </tr> </tbody> </table>														A	B	C	Q	L	L	L	H	H	X	X	L	X	H	X	L	X	X	H	L	CD4000 BH	Rca	chip	M	-0.5	+20		5	1.5	3.5	10n	Q	100	100	E-Q	125	125
A	B	C	Q																																															
L	L	L	H																																															
H	X	X	L																																															
X	H	X	L																																															
X	X	H	L																																															
<table border="1"> <thead> <tr> <th>A</th> <th>B</th> <th>C</th> <th>Q</th> </tr> </thead> <tbody> <tr> <td>L</td> <td>L</td> <td>L</td> <td>H</td> </tr> <tr> <td>H</td> <td>X</td> <td>X</td> <td>L</td> </tr> <tr> <td>X</td> <td>H</td> <td>X</td> <td>L</td> </tr> <tr> <td>X</td> <td>X</td> <td>H</td> <td>L</td> </tr> </tbody> </table>														A	B	C	Q	L	L	L	H	H	X	X	L	X	H	X	L	X	X	H	L	CD4000 BK	Rca	14-flat-1	M	-0.5	+20	200	5	1.5	3.5	10n	Q	100	100	E-Q	125	125
A	B	C	Q																																															
L	L	L	H																																															
H	X	X	L																																															
X	H	X	L																																															
X	X	H	L																																															
<table border="1"> <thead> <tr> <th>A</th> <th>B</th> <th>C</th> <th>Q</th> </tr> </thead> <tbody> <tr> <td>L</td> <td>L</td> <td>L</td> <td>H</td> </tr> <tr> <td>H</td> <td>X</td> <td>X</td> <td>L</td> </tr> <tr> <td>X</td> <td>H</td> <td>X</td> <td>L</td> </tr> <tr> <td>X</td> <td>X</td> <td>H</td> <td>L</td> </tr> </tbody> </table>														A	B	C	Q	L	L	L	H	H	X	X	L	X	H	X	L	X	X	H	L	CD4000 CJ	Nsc	14-dil-4	I	+3	+15	500	5	*1.5	*1.5	0.5	Q	50	70	E-Q	40	50
A	B	C	Q																																															
L	L	L	H																																															
H	X	X	L																																															
X	H	X	L																																															
X	X	H	L																																															
<table border="1"> <thead> <tr> <th>A</th> <th>B</th> <th>C</th> <th>Q</th> </tr> </thead> <tbody> <tr> <td>L</td> <td>L</td> <td>L</td> <td>H</td> </tr> <tr> <td>H</td> <td>X</td> <td>X</td> <td>L</td> </tr> <tr> <td>X</td> <td>H</td> <td>X</td> <td>L</td> </tr> <tr> <td>X</td> <td>X</td> <td>H</td> <td>L</td> </tr> </tbody> </table>														A	B	C	Q	L	L	L	H	H	X	X	L	X	H	X	L	X	X	H	L	CD4000 CN	Nsc	14-dil-1	I	+3	+15	700	5	*1.5	*1.5	0.05	Q	50	70	E-Q	40	50
A	B	C	Q																																															
L	L	L	H																																															
H	X	X	L																																															
X	H	X	L																																															
X	X	H	L																																															
<table border="1"> <thead> <tr> <th>A</th> <th>B</th> <th>C</th> <th>Q</th> </tr> </thead> <tbody> <tr> <td>L</td> <td>L</td> <td>L</td> <td>H</td> </tr> <tr> <td>H</td> <td>X</td> <td>X</td> <td>L</td> </tr> <tr> <td>X</td> <td>H</td> <td>X</td> <td>L</td> </tr> <tr> <td>X</td> <td>X</td> <td>H</td> <td>L</td> </tr> </tbody> </table>														A	B	C	Q	L	L	L	H	H	X	X	L	X	H	X	L	X	X	H	L	CD4000 MD	Nsc	14-dil-5	M	+3	+15	500	5	*1.5	*1.5	0.1	Q	50	70	E-Q	40	50
A	B	C	Q																																															
L	L	L	H																																															
H	X	X	L																																															
X	H	X	L																																															
X	X	H	L																																															
<table border="1"> <thead> <tr> <th>A</th> <th>B</th> <th>C</th> <th>Q</th> </tr> </thead> <tbody> <tr> <td>L</td> <td>L</td> <td>L</td> <td>H</td> </tr> <tr> <td>H</td> <td>X</td> <td>X</td> <td>L</td> </tr> <tr> <td>X</td> <td>H</td> <td>X</td> <td>L</td> </tr> <tr> <td>X</td> <td>X</td> <td>H</td> <td>L</td> </tr> </tbody> </table>														A	B	C	Q	L	L	L	H	H	X	X	L	X	H	X	L	X	X	H	L	CD4000 MJ	Nsc	14-dil-4	M	+3	+15	500	5	*1.5	*1.5	0.1	Q	50	70	E-Q	40	50
A	B	C	Q																																															
L	L	L	H																																															
H	X	X	L																																															
X	H	X	L																																															
X	X	H	L																																															
<table border="1"> <thead> <tr> <th>A</th> <th>B</th> <th>C</th> <th>Q</th> </tr> </thead> <tbody> <tr> <td>L</td> <td>L</td> <td>L</td> <td>H</td> </tr> <tr> <td>H</td> <td>X</td> <td>X</td> <td>L</td> </tr> <tr> <td>X</td> <td>H</td> <td>X</td> <td>L</td> </tr> <tr> <td>X</td> <td>X</td> <td>H</td> <td>L</td> </tr> </tbody> </table>														A	B	C	Q	L	L	L	H	H	X	X	L	X	H	X	L	X	X	H	L	CD4000 MW	Nsc	14-flat-1	M	+3	+15		5	*1.5	*1.5	50n	Q	50	70	E-Q	40	50
A	B	C	Q																																															
L	L	L	H																																															
H	X	X	L																																															
X	H	X	L																																															
X	X	H	L																																															
<table border="1"> <thead> <tr> <th>A</th> <th>B</th> <th>C</th> <th>Q</th> </tr> </thead> <tbody> <tr> <td>L</td> <td>L</td> <td>L</td> <td>H</td> </tr> <tr> <td>H</td> <td>X</td> <td>X</td> <td>L</td> </tr> <tr> <td>X</td> <td>H</td> <td>X</td> <td>L</td> </tr> <tr> <td>X</td> <td>X</td> <td>H</td> <td>L</td> </tr> </tbody> </table>														A	B	C	Q	L	L	L	H	H	X	X	L	X	H	X	L	X	X	H	L	CD4000 AD	Rca	14-dil-5	M	-0.5	+15	200	5	*1.5	*1.5	5n	Q	65	65	E-Q	35	35
A	B	C	Q																																															
L	L	L	H																																															
H	X	X	L																																															
X	H	X	L																																															
X	X	H	L																																															
<table border="1"> <thead> <tr> <th>A</th> <th>B</th> <th>C</th> <th>Q</th> </tr> </thead> <tbody> <tr> <td>L</td> <td>L</td> <td>L</td> <td>H</td> </tr> <tr> <td>H</td> <td>X</td> <td>X</td> <td>L</td> </tr> <tr> <td>X</td> <td>H</td> <td>X</td> <td>L</td> </tr> <tr> <td>X</td> <td>X</td> <td>H</td> <td>L</td> </tr> </tbody> </table>														A	B	C	Q	L	L	L	H	H	X	X	L	X	H	X	L	X	X	H	L	CD4000 AE	Rca	14-dil-1	I	-0.5	+15	200	5	*1.5	*1.5	5n	Q	65	65	E-Q	35	35
A	B	C	Q																																															
L	L	L	H																																															
H	X	X	L																																															
X	H	X	L																																															
X	X	H	L																																															

4001		Quad 2-Input NOR Gate		4001			Range Data			Identification Data										
				Type	Man	B Sec. 3 Pins- Art-Nr	T _U	U _{dd}	P _{tot} max	U _{dd}	U _{IL} ·U _{NL}	U _{IH} ·U _{NH}	I _{dd} typ	t _{TR} n _{styp}	t _{PD} n _{styp}					
Inputs		Outp.			V _{min}	V _{max}	mW	V	V _{max}	V _{min}	μA	Pin	↓	↑	Pin → Pin	↓	↑			
				CD4001AE	Rca	14-dil-1	I	-0.5	+15	200	5 10	*1.5 *3	*1.5 *3	5n 5n	Q Q	65 35	65 35	E · Q E · Q	35 25	35 25
				CD4001AF	Rca	14-dil-4	M	-0.5	+15	200	5 10	*1.5 *3	*1.5 *3	1n 1n	Q Q	65 35	65 35	E · Q E · Q	35 25	35 25
				CD4001AH	Rca	chip	M	-0.5	+15	200	5 10	*1.5 *3	*1.5 *3	1n 1n	Q Q	65 35	65 35	E · Q E · Q	35 25	35 25
				CD4001AK	Rca	14-flat-1	M	-0.5	+15	200	5 10	*1.5 *3	*1.5 *3	1n 1n	Q Q	65 35	65 35	E · Q E · Q	35 25	35 25
				CD4001BCJ	Nsc	14-dil-4	I	-0.5	+18	500	5 10 15	1.5 3 4	3.5 7 11	4n 5n 6n	Q Q Q	90 50 40	90 50 40	E · Q E · Q E · Q	120 50 35	110 50 35
				CD4001BCM	Nsc	14-mic-1	I	-0.5	+20	500	5 10 15	1.5 3 4	3.5 7 11	4n 5n 6n	Q Q Q	90 50 40	90 50 40	E · Q E · Q E · Q	120 50 35	110 50 35
				CD4001BCN	Nsc	14-dil-1	I	-0.5	+20	700	5 10 15	1.5 3 4	3.5 7 11	4n 5n 6n	Q Q Q	90 50 40	90 50 40	E · Q E · Q E · Q	120 50 35	110 50 35
				CD4001BD	Rca	14-dil-5	M	-0.5	+20	200	5 10 15	1.5 3 4	3.5 7 11	10n 10n 10n	Q Q Q	100 50 40	100 50 40	E · Q E · Q E · Q	125 60 45	125 60 45
				CD4001BE	Rca	14-dil-1	I	-0.5	+20	200	5 10 15	1.5 3 4	3.5 7 11	10n 10n 10n	Q Q Q	100 50 40	100 50 40	E · Q E · Q E · Q	125 60 45	125 60 45
				CD4001BF	Rca	14-dil-4	M	-0.5	+20	200	5 10 15	1.5 3 4	3.5 7 11	10n 10n 10n	Q Q Q	100 50 40	100 50 40	E · Q E · Q E · Q	125 60 45	125 60 45
				CD4001BH	Rca	chip	M	-0.5	+20		5 10 15	1.5 3 4	3.5 7 11	10n 10n 10n	Q Q Q	100 50 40	100 50 40	E · Q E · Q E · Q	125 60 45	125 60 45
				CD4001BK	Rca	14-flat-1	M	-0.5	+20	200	5 10 15	1.5 3 4	3.5 7 11	10n 10n 10n	Q Q Q	100 50 40	100 50 40	E · Q E · Q E · Q	125 60 45	125 60 45
4001		Range Data			Identification Data															
Type	Man	B Sec. 3 Pins- Art-Nr	T _U	U _{dd}	P _{tot} max	U _{dd}	U _{IL} ·U _{NL}	U _{IH} ·U _{NH}	I _{dd} typ	t _{TR} n _{styp}	t _{PD} n _{styp}									
BU 4001 B	Toy		I	-0.5	+20	200	5 15	1.5 4	3.5 11		Q	100	100	E · Q	125	125				
CD 4001 AD	Rca	14-dil-5	M	-0.5	+15	200	5 10	*1.5 *3	*1.5 *3	1n 1n	Q	65	65	E · Q	35	35				

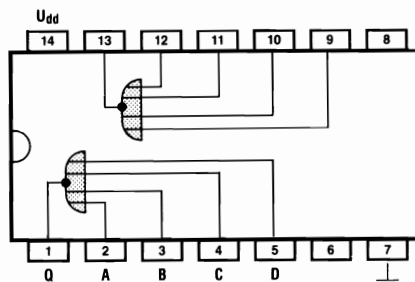
4001				Range Data			Identification Data							4001				Range Data			Identification Data															
Type	Man	B Sec. 3 Pins- Art-Nr.	TU	U _{dd}		P _{tot} max mW	U _{dd}	U _{IL}	U _{IH}	I _{dd} typ μA	t _{TR}		t _{PD}		Type	Man	B Sec. 3 Pins- Art-Nr.	TU	U _{dd}		P _{tot} max mW	U _{dd}	U _{IL}	U _{IH}	I _{dd} typ μA	t _{TR}		t _{PD}								
				V min	V max			V max	V min		Pin	↓	↑	Pin					↓	↑			V min	V max		V max	V min	Pin	↓	↑	Pin	↓	↑			
CD 4001 BMD *	Nsc	14-dil-5	M	-0.5	+18	500	5 10 15	1.5 3 4	3.5 7 11	4n 5n 6n	Q Q Q	90 50 40	90 50 40	E -Q E -Q E -Q	120 50 35	110 50 35	CD 4001 UBK	Rca	14-flat-1	M	-0.5	+20	200	5 10 15	1 2 2.5	4 8 12.5	10n 10n 10n	Q Q Q	100 50 40	100 50 40	E -Q E -Q E -Q	60 30 25	60 30 25			
CD 4001 BMJ	Nsc	14-dil-4	M	-0.5	+18	700	5 10 15	1.5 3 4	3.5 7 11	4n 5n 6n	Q Q Q	90 50 40	90 50 40	E -Q E -Q E -Q	120 50 35	110 50 35	HCC 4001 BD	Sgs	14-dil-5	M	-0.5	+20	200	5 10 15	1.5 3 4	3.5 7 11	10n 10n 10n	Q Q Q	100 50 40	100 50 40	E -Q E -Q E -Q	125 60 45	125 60 45			
CD 4001 BMW	Nsc	14-flat-1	M	-0.5	+18	700	5 10 15	1.5 3 4	3.5 7 11	4n 5n 6n	Q Q Q	90 50 40	90 50 40	E -Q E -Q E -Q	120 50 35	110 50 35	HCC 4001 BF	Sgs	14-dil-4	M	-0.5	+20	200	5 10 15	1.5 3 4	3.5 7 11	10n 10n 10n	Q Q Q	100 50 40	100 50 40	E -Q E -Q E -Q	125 60 45	125 60 45			
CD 4001 CJ	Nsc	14-dil-4	I	+3	+15		5 10	*1.5 *3	*1.5 *3	5n 5n	Q Q	65 35	65 35	E -Q E -Q	35 25	35 25	HCC 4001 BK	Sgs	14-flat-1	M	-0.5	+20	200	5 10 15	1.5 3 4	3.5 7 11	10n 10n 10n	Q Q Q	100 50 40	100 50 40	E -Q E -Q E -Q	125 60 45	125 60 45			
CD 4001 CM	Nsc	14-mic-1	I	-0.5	+15	500	5 10	*1.5 *3	*1.5 *3	5n 5n	Q Q	65 35	65 35	E -Q E -Q	35 25	35 25	HCF 4001 BE	Sgs	14-dil-1	I	-0.5	+18	200	5 10 15	1.5 3 4	3.5 7 11	10n 10n 10n	Q Q Q	100 50 40	100 50 40	E -Q E -Q E -Q	125 60 45	125 60 45			
CD 4001 CN	Nsc	14-dil-1	I	+3	+15	700	5 10	*1.5 *3	*1.5 *3	5n 5n	Q Q	65 35	65 35	E -Q E -Q	35 25	35 25	HCF 4001 BF	Sgs	14-dil-4	I	-0.5	+18	200	5 10 15	1.5 3 4	3.5 7 11	10n 10n 10n	Q Q Q	100 50 40	100 50 40	E -Q E -Q E -Q	125 60 45	125 60 45			
CD 4001 MD	Nsc	14-dil-5	M	+3	+15	500	5 10	*1.5 *3	*1.5 *3	1n 1n	Q Q	65 35	65 35	E -Q E -Q	35 25	35 25	HCF 4001 BM	Sgs	14-mic-1	I	-0.5	+18	200	5 10 15	1.5 3 4	3.5 7 11	10n 10n 10n	Q Q Q	100 50 40	100 50 40	E -Q E -Q E -Q	125 60 45	125 60 45			
CD 4001 MJ	Nsc	14-dil-4	M	+3	+15	500	5 10	*1.5 *3	*1.5 *3	1n 1n	Q Q	65 35	65 35	E -Q E -Q	35 25	35 25	HCF 4001 BM	Sgs	14-mic-1	I	-0.5	+18	200	5 10 15	1.5 3 4	3.5 7 11	10n 10n 10n	Q Q Q	100 50 40	100 50 40	E -Q E -Q E -Q	125 60 45	125 60 45			
CD 4001 MW	Nsc	14-flat-1	M	+3	+15		5 10	*1.5 *3	*1.5 *3	1n 1n	Q Q	65 35	65 35	E -Q E -Q	35 25	35 25	HD 14001 B	Hit		I	-0.5	+20	200	5 15	1.5 4	3.5 11		Q Q	100 40	100 40	E -Q E -Q	125 45	125 45			
CD 4001 UBD	Rca	14-dil-5	M	-0.5	+20	200	5 10 15	1 2 2.5	4 8 12.5	10n 10n 10n	Q Q Q	100 50 40	100 50 40	E -Q E -Q E -Q	60 30 25	60 30 25	HEF 4001 B	Sig		I	-0.5	+20	200	5 15	1.5 4	3.5 11		Q Q	100 40	100 40	E -Q E -Q	125 45	125 45			
CD 4001 UBE	Rca	14-dil-1	I	-0.5	+20	200	5 10 15	1 2 2.5	4 8 12.5	10n 10n 10n	Q Q Q	100 50 40	100 50 40	E -Q E -Q E -Q	60 30 25	60 30 25	HEF 4001 BD	Val	14-dil-4	I	-0.5	+18	500	5 10 15	1.5 3 4	3.5 7 11	(1 2 4)	Q Q Q	60 30 20	60 30 20	E -Q E -Q E -Q	60 25 20	50 25 20			
CD 4001 UBF	Rca	14-dil-4	M	-0.5	+20	200	5 10 15	1 2 2.5	4 8 12.5	10n 10n 10n	Q Q Q	100 50 40	100 50 40	E -Q E -Q E -Q	60 30 25	60 30 25	HEF 4001 BP	Val	14-dil-1	I	-0.5	+18	500	5 10 15	1.5 3 4	3.5 7 11	(1 2 4)	Q Q Q	60 30 20	60 30 20	E -Q E -Q E -Q	60 25 20	50 25 20			
CD 4001 UBH	Rca	chip	M	-0.5	+20		5 10 15	1 2 2.5	4 8 12.5	10n 10n 10n	Q Q Q	100 50 40	100 50 40	E -Q E -Q E -Q	60 30 25	60 30 25	HEF 4001 BT	Val	14-mic-1	I	-0.5	+18	400	5 10 15	1.5 3 4	3.5 7 11	(1 2 4)	Q Q Q	60 30 20	60 30 20	E -Q E -Q E -Q	60 25 20	50 25 20			

4001				Range Data			Identification Data						4001				Range Data			Identification Data														
Type	Man	B Sec. 3 Pins- Art-Nr.	TU	U _{dd}		P _{tot} max mW	U _{dd}	U _{IL} UNL	U _{IH} UNH	I _{dd} typ μA	t _{TR} n _s typ		t _{PD} n _s typ		Type	Man	B Sec. 3 Pins- Art-Nr.	TU	U _{dd}		P _{tot} max mW	U _{dd}	U _{IL} UNL	U _{IH} UNH	I _{dd} typ μA	t _{TR} n _s typ		t _{PD} n _s typ						
				V min	V max						V max	V min	Pin ↓	Pin ↑					Pin ↓	Pin ↑						V min	V max	V max	V min	Pin ↓	Pin ↑	Pin ↓	Pin ↑	
				min	max	max	min	↓	↑	↓	↑	min	max	max					min	↓	↑	min	max	max	min	↓	↑	min	max	max	min	↓	↑	min
HEF4001 UB	Sig		I	-0.5	+20	200	5 15	1 2.5	4 12.5		Q Q	100 40	100 40	E - Q E - Q	60 25	60 25	MC14001 UB	MC14001 UB	Mot	14-dil-1	M	-0.5	+18	500	5 10 15	1 2 2.5	4 8 12.5	0.5n 1n 1.5n	Q Q Q	100 50 40	180 90 65	E - Q E - Q E - Q	90 50 40	90 50 40
HEF4001 UBD	Val	14-dil-4	I	-0.5	+18	500	5 10 15	1 2 2.5	4 8 12.5	(1) (2) (4)	Q Q Q	75 30 20	60 30 20	E - Q E - Q E - Q	65 30 25	40 20 15	MN4001 B	MN4001 B	Mat	I	-0.5	+20	200	5 15	1.5 4	3.5 11		Q Q	100 40	100 40	E - Q E - Q	125 45	125 45	
HEF4001 UBP	Val	14-dil-1	I	-0.5	+18	500	5 10 15	1 2 2.5	4 8 12.5	(1) (2) (4)	Q Q Q	75 30 20	60 30 20	E - Q E - Q E - Q	65 30 25	40 20 15	MSM4001 B	MSM4001 B	Oki	I	-0.5	+20	200	5 15	1.5 4	3.5 11		Q Q	100 40	100 40	E - Q E - Q	125 45	125 45	
HEF4001 UBT	Val	14-mic-1	I	-0.5	+18	400	5 10 15	1 2 2.5	4 8 12.5	(1) (2) (4)	Q Q Q	75 30 20	60 30 20	E - Q E - Q E - Q	65 30 25	40 20 15	NJU4001 B	NJU4001 B	Njr	I	-0.5	+20	200	5 15	1.5 4	3.5 11		Q Q	100 40	100 40	E - Q E - Q	125 45	125 45	
LC4001 B	Say		I	-0.5	+20	200	5 15	1.5 4	3.5 11		Q Q	100 40	100 40	E - Q E - Q	125 45	125 45	SCL4001 B	SCL4001 B	Spr	I	-0.5	+20	200	5 15	1.5 4	3.5 11		Q Q	100 40	100 40	E - Q E - Q	125 45	125 45	
M4001 BP	Mit		I	-0.5	+20	200	5 15	1.5 4	3.5 11		Q Q	100 40	100 40	E - Q E - Q	125 45	125 45	SCL4001 UB	SCL4001 UB	Spr	I	-0.5	+20	200	5 15	1 2.5	4 12.5		Q Q	100 40	100 40	E - Q E - Q	60 25	60 25	
MB84001 B	Fui		I	-0.5	+20	200	5 15	1.5 4	3.5 11		Q Q	100 40	100 40	E - Q E - Q	125 45	125 45	TC4001 BF	TC4001 BF	Tos	14-mic-3	I	-0.5	+20	180	5 10 15	1.5 3 4	3.5 7 11	1n 1n 2n	Q Q Q	100 50 40	130 65 60	E - Q E - Q E - Q	130 60 45	170 70 60
MC14001 BAL	Mot	14-dil-4	M	-0.5	+18	500	5 10 15	1.5 3 4	3.5 7 11	0.5n 1n 1.5n	Q Q Q	100 50 40	100 50 40	E - Q E - Q E - Q	125 50 40	125 50 40	TC4001 BP	TC4001 BP	Tos	14-dil-1	I	-0.5	+20	300	5 10 15	1.5 3 4	3.5 7 11	1n 2n 2n	Q Q Q	100 50 40	130 65 60	E - Q E - Q E - Q	130 60 45	170 70 60
MC14001 BCL	Mot	14-dil-4	I	-0.5	+18	500	5 10 15	1.5 3 4	3.5 7 11	0.5n 1n 1.5n	Q Q Q	100 50 40	100 50 40	E - Q E - Q E - Q	125 50 40	125 50 40	TC4001 UBP	TC4001 UBP	Tos	14-dil-1	I	-0.5	+20	300	5 10 15	1 2 3	4 8 12	1n 1n 2n	Q Q Q	100 50 40	130 65 60	E - Q E - Q E - Q	100 50 40	100 50 40
MC14001 BCP	Mot	14-dil-1	I	-0.5	+18	500	5 10 15	1.5 3 4	3.5 7 11	0.5n 1n 1.5n	Q Q Q	100 50 40	100 50 40	E - Q E - Q E - Q	125 50 50	125 50 50	V4001 D	V4001 D	Mkm	14-dil-1	I	-0.5	+18	300	5 10 15	1.5 3 4	3.5 7 11	7.5 15 30	Q Q Q	(200) (100) (80)	(200) (100) (80)	E - Q E - Q E - Q	(150) (75) (60)	(150) (75) (60)
MC14001 UBAL	Mot	14-dil-4	M	-0.5	+18	500	5 10 15	1 2 2.5	4 8 12.5	0.5n 1n 1.5n	Q Q Q	100 50 40	180 50 65	E - Q E - Q E - Q	90 50 40	90 50 40	4001 BDC	4001 BDC	Fch	14-dil-4	I	-0.5	+18	400	5 10 15	1.5 3 4	3.5 7 11	(1) (2) (4)	Q Q Q	60 30 20	60 60 20	E - Q E - Q E - Q	60 25 20	60 25 20
MC14001 UBCL	Mot	14-dil-4	I	-0.5	+18	500	5 10 15	1 2 2.5	4 8 12.5	0.5n 1n 1.5n	Q Q Q	100 50 40	180 90 65	E - Q E - Q E - Q	90 50 40	90 50 40	4001 BDM	4001 BDM	Fch	14-dil-4	M	-0.5	+18	400	5 10 15	1.5 3 4	3.5 7 11	(0.25) (0.5) (1)	Q Q Q	60 30 20	60 60 20	E - Q E - Q E - Q	60 25 20	60 25 20
			I	-0.5	+18	400	5 10 15	1.5 3 4	3.5 7 11		Q Q Q	60 30 20	60 30 20	E - Q E - Q E - Q	60 30 20	60 30 20	4001 BFC	4001 BFC	Fch	14-flat-2	I	-0.5	+18	400	5 10 15	1.5 3 4	3.5 7 11	(1) (2) (4)	Q Q Q	60 30 20	60 60 20	E - Q E - Q E - Q	60 25 20	60 25 20

4001			Range Data			Identification Data												
Type	Man	B Sec. 3 Pins-Art-Nr.	T _U	U _{dd}		P _{tot} max	U _{dd}	U _{IL} · U _{NL}		U _{IH} · U _{NH}		I _{dd} typ	t _{TR} n _{styp}			t _{PD} n _{styp}		
				V min	V max			mW	V	V max	V min		μA	Pin	↓	↑	Pin → Pin	↓
4001 BFM	Fch	14-flat-2	M	-0.5	+18	400	5	1.5	3.5	0.25	Q	60	60	E · Q	60	60		
							10	3	7	(0.5)	Q	30	30	E · Q	25	25		
							15	4	11	(1)	Q	20	20	E · Q	20	20		
4001 BPC	Fch	14-dil-1	I	-0.5	+18	400	5	1.5	3.5	(1	Q	60	60	E · Q	60	60		
							10	3	7	(2	Q	30	30	E · Q	25	25		
							15	4	11	(4	Q	20	20	E · Q	20	20		
4001 DIE1	Sgs	chip	I	-0.5	+18	200	5	1.5	3.5	10n	Q	100	100	E · Q	125	125		
							10	3	7	10n	Q	50	50	E · Q	60	60		
							15	4	11	10n	Q	40	40	E · Q	45	45		
μPD4001 BC	Nec	14-dil-1	I	-0.5	+20	200	5	1.5	3.5	5n	Q	80	80	A/B · Y	100	100		
							10	3	7	10n	Q	40	40	A/B · Y	50	50		
							15	4	11	15n	Q	30	30	A/B · Y	40	40		
μPD4001 BG	Nec	14-mic-3	I	-0.5	+20	200	5	1.5	3.5	5n	Q	80	80	A/B · Y	100	100		
							10	3	7	10n	Q	40	40	A/B · Y	50	50		
							15	4	11	15n	Q	30	30	A/B · Y	40	40		

4002

Dual 4-Input NOR Gate



Inputs				Outp.
A	B	C	D	Q
L	L	L	L	H
H	X	X	X	L
X	H	X	X	L
X	X	H	X	L
X	X	X	H	L

4002			Range Data			Identification Data												
Type	Man	B Sec. 3 Pins-Art-Nr.	T _U	U _{dd}		P _{tot} max	U _{dd}	U _{IL} · U _{NL}		U _{IH} · U _{NH}		I _{dd} typ	t _{TR} n _{styp}			t _{PD} n _{styp}		
				V min	V max			mW	V	V max	V min		μA	Pin	↓	↑	Pin → Pin	↓
CD4002 AD	Rca	14-dil-5	M	-0.5	+15	200	5	*1.5	*1.5	1n	Q	65	65	E · Q	35	35		
							10	*3	*3	1n	Q	35	35	E · Q	25	25		
CD4002 AE	Rca	14-dil-1	I	-0.5	+15	200	5	*1.5	*1.5	5n	Q	65	65	E · Q	35	35		
							10	*3	*3	5n	Q	35	35	E · Q	25	25		

4002				Range Data			Identification Data							4002				Range Data			Identification Data												
Type	Man	B Sec. 3 Pins- Art-Nr.	TU	U _{dd}		P _{tot} max	U _{dd}	U _{IL}	U _{IH}	I _{dd} typ	I _{TR} n _s typ			I _{PD} n _s typ			Type	Man	B Sec. 3 Pins- Art-Nr.	TU	U _{dd}		P _{tot} max	U _{dd}	U _{IL}	U _{IH}	I _{dd} typ	I _{TR} n _s typ			I _{PD} n _s typ		
				V min	V max			V	V max		V min	μA	Pin	↓	↑	Pin Pin					↓	↑			V min	V max		mW	V	V max	V min	μA	Pin
CD 4002 AF	Rca	14-dil-4	M	-0.5	+15	200	5	*1.5 *3	*1.5 *3	1n 1n	Q Q	65 35	65 35	E -Q E -Q	35 25	35 25	CD 4002 BMJ	Nsc	14-dil-4	M	-0.5	+18	700	5	1.5 3	3.5 7	4n 5n	Q Q	100 50	100 50	E -Q E -Q	125 60	125 60
CD 4002 AH	Rca	chip	M	-0.5	+15	200	5	*1.5 *3	*1.5 *3	1n 1n	Q Q	65 35	65 35	E -Q E -Q	35 25	35 25	CD 4002 BMW	Nsc	14-flat-1	M	-0.5	+18	500	5	1.5 3	3.5 7	4n 5n	Q Q	100 50	100 50	E -Q E -Q	125 60	125 60
CD 4002 AK	Rca	14-flat-1	M	-0.5	+15	200	5	*1.5 *3	*1.5 *3	1n 1n	Q Q	65 35	65 35	E -Q E -Q	35 25	35 25	CD 4002 CJ	Nsc	14-dil-4	I	+3	+15	500	5	*1.5 *3	*1.5 *3	5n 5n	Q Q	65 35	65 35	E -Q E -Q	35 25	35 25
CD 4002 BCJ	Nsc	14-dil-4	I	-0.5	+18	500	5	1.5 3	3.5 7	4n 5n	Q Q	100 50	100 50	E -Q E -Q	125 60	125 60	CD 4002 CN	Nsc	14-dil-1	I	+3	+15	500	5	*1.5 *3	*1.5 *3	5n 5n	Q Q	65 35	65 35	E -Q E -Q	35 25	35 25
CD 4002 BCM	Nsc	14-mic-1	I	-0.5	+18	500	5	1.5 3	3.5 7	4n 5n	Q Q	100 50	100 50	E -Q E -Q	125 60	125 60	CD 4002 MD	Nsc	14-dil-5	M	+3	+15	500	5	*1.5 *3	*1.5 *3	1n 1n	Q Q	65 35	65 35	E -Q E -Q	35 25	35 25
CD 4002 BCN	Nsc	14-dil-1	I	-0.5	+18	500	5	1.5 3	3.5 7	4n 5n	Q Q	100 50	100 50	E -Q E -Q	125 60	125 60	CD 4002 MJ	Nsc	14-dil-4	M	+3	+15	500	5	*1.5 *3	*1.5 *3	1n 1n	Q Q	65 35	65 35	E -Q E -Q	35 25	35 25
CD 4002 BD	Rca	14-dil-5	M	-0.5	+20	200	5	1.5 3	3.5 7	10n 10n	Q Q	100 50	100 50	E -Q E -Q	125 60	125 60	CD 4002 MW	Nsc	14-flat-1	M	+3	+15	500	5	*1.5 *3	*1.5 *3	1n 1n	Q Q	65 35	65 35	E -Q E -Q	35 25	35 25
CD 4002 BE	Rca	14-dil-1	I	-0.5	+20	200	5	1.5 3	3.5 7	10n 10n	Q Q	100 50	100 50	E -Q E -Q	125 60	125 60	CD 4002 UBD	Rca	14-dil-5	M	-0.5	+20	200	5	1 2	4 8	10n 10n	Q Q	100 50	100 50	E -Q E -Q	60 30	60 30
CD 4002 BF	Rca	14-dil-4	M	-0.5	+20	200	5	1.5 3	3.5 7	10n 10n	Q Q	100 50	100 50	E -Q E -Q	125 60	125 60	CD 4002 UBE	Rca	14-dil-1	I	-0.5	+20	200	5	1 2	4 8	10n 10n	Q Q	100 50	100 50	E -Q E -Q	60 30	60 30
CD 4002 BH	Rca	chip	M	-0.5	+20	200	5	1.5 3	3.5 7	10n 10n	Q Q	100 50	100 50	E -Q E -Q	125 60	125 60	CD 4002 UBF	Rca	14-dil-4	M	-0.5	+20	200	5	1 2	4 8	10n 10n	Q Q	100 50	100 50	E -Q E -Q	60 30	60 30
CD 4002 BK	Rca	14-flat-1	M	-0.5	+20	200	5	1.5 3	3.5 7	10n 10n	Q Q	100 50	100 50	E -Q E -Q	125 60	125 60	CD 4002 UBH	Rca	chip	M	-0.5	+20	200	5	1 2	4 8	10n 10n	Q Q	100 50	100 50	E -Q E -Q	60 30	60 30
CD 4002 BMD	Nsc	14-dil-5	M	-0.5	+18	500	5	1.5 3	3.5 7	4n 5n	Q Q	100 50	100 50	E -Q E -Q	125 60	125 60	CD 4002 UBK	Rca	14-flat-1	M	-0.5	+20	200	5	1 2	4 8	10n 10n	Q Q	100 50	100 50	E -Q E -Q	60 30	60 30
							15	4	11	6n	Q	40	40	E -Q	45	45	HCC 4002 BD	Sgs	14-dil-5	M	-0.5	+20	200	5	1.5 3	3.5 7	10n 10n	Q Q	100 50	100 50	E -Q E -Q	125 60	125 60
							15	4	11	6n	Q	40	40	E -Q	45	45								15	4	11	10n	Q	40	40	E -Q	45	45

4002				Range Data			Identification Data							4002				Range Data			Identification Data												
Type	Man	B Sec. 3 Pins- Art-Nr.	T _U	U _{dd}		P _{tot} max	U _{dd}	U _{IL}	U _{IH}	I _{dd} typ	t _{TR}		t _{PD}		Type	Man	B Sec. 3 Pins- Art-Nr.	T _U	U _{dd}		P _{tot} max	U _{dd}	U _{IL}	U _{IH}	I _{dd} typ	t _{TR}		t _{PD}					
				V min	V max			mW	V		V max	V min	μA	Pin					↓	↑			Pin	↓		↑	V min	V max	mW	V	V max	V min	μA
HCC4002 BF	Sgs	14-dil-4	M	-0.5	+20	200	5 15	1.5 3	3.5 7	10n 10n	Q Q	100 50	100 50	E-Q E-Q	125 60	125 60	MC14002 BAL	Mot	14-dil-4	M	-0.5	+18	500	5 15	1.5 3	3.5 7	0.5n 1n	Q Q	100 50	100 50	E-Q E-Q	160 65	160 65
HCC4002 BK	Sgs	14-flat-1	M	-0.5	+20	200	5 15	1.5 3	3.5 7	10n 10n	Q Q	100 50	100 50	E-Q E-Q	125 60	125 60	MC14002 BCL	Mot	14-dil-4	I	-0.5	+18	500	5 10 15	1.5 3 4	3.5 7 11	0.5n 1n 1.5n	Q Q Q	100 50 50	100 50 50	E-Q E-Q E-Q	160 65 65	160 65 65
HCF4002 BE	Sgs	14-dil-1	I	-0.5	+18	200	5 10 15	1.5 3 4	3.5 7 11	10n 10n 10n	Q Q Q	100 50 40	100 50 40	E-Q E-Q E-Q	125 60 45	125 60 45	MC14002 BCP	Mot	14-dil-1	I	-0.5	+18	500	5 10 15	1.5 3 4	3.5 7 11	0.5n 1n 1.5n	Q Q Q	100 50 40	100 50 40	E-Q E-Q E-Q	160 65 65	160 65 65
HCF4002 BF	Sgs	14-dil-4	I	-0.5	+18	200	5 10 15	1.5 3 4	3.5 7 11	10n 10n 10n	Q Q Q	100 50 40	100 50 40	E-Q E-Q E-Q	125 60 45	125 60 45	MC14002 UBAL	Mot	14-dil-4	M	-0.5	+18	500	5 10 15	1 2 2.5	4 8 12.5	0.5n 1n 1.5n	Q Q Q	100 50 40	180 90 65	E-Q E-Q E-Q	90 50 40	90 50 40
HCF4002 BM	Sgs	14-mic-1	I	-0.5	+18	200	5 10 15	1.5 3 4	3.5 7 11	10n 10n 10n	Q Q Q	100 50 40	100 50 40	E-Q E-Q E-Q	125 60 45	125 60 45	MC14002 UBCL	Mot	14-dil-4	I	-0.5	+18	500	5 10 15	1 2 2.5	4 8 12.5	0.5n 1n 1.5n	Q Q Q	100 50 40	180 90 65	E-Q E-Q E-Q	90 50 40	90 50 40
HD14002 B	Hit		I	-0.5	+20	200	5 15	1.5 4	3.5 11		Q Q	100 40	100 40	E-Q E-Q	125 45	125 45	MC14002 UBCP	Mot	14-dil-1	I	-0.5	+18	500	5 10 15	1 2 2.5	4 8 12.5	0.5n 1n 1.5n	Q Q Q	100 50 40	180 90 65	E-Q E-Q E-Q	90 50 40	90 50 40
HEF4002 B	Sig		I	-0.5	+20	200	5 15	1.5 4	3.5 11		Q Q	100 40	100 40	E-Q E-Q	125 45	125 45	MN4002 B	Mat		I	-0.5	+20	200	5 15	1.5 4	3.5 11		Q Q	100 40	100 40	E-Q E-Q	125 45	125 45
HEF4002 BD	Val	14-dil-4	I	-0.5	+18	500	5 15	1.5 3 4	3.5 7 11	(1) (2) (4)	Q Q Q	60 30 20	60 25 20	E-Q E-Q E-Q	60 25 20	60 25 20	MSM4002 B	Oki		I	-0.5	+20	200	5 15	1.5 4	3.5 11		Q Q	100 40	100 40	E-Q E-Q	125 45	125 45
HEF4002 BP	Val	14-dil-1	I	-0.5	+18	500	5 10 15	1.5 3 4	3.5 7 11	(1) (2) (4)	Q Q Q	60 30 20	60 25 20	E-Q E-Q E-Q	60 25 20	60 25 20	SCL4002 B	Spr		I	-0.5	+20	200	5 15	1.5 4	3.5 11		Q Q	100 40	100 40	E-Q E-Q	125 45	125 45
HEF4002 BT	Val	14-mic-1	I	-0.5	+18	400	5 15	1.5 3 4	3.5 7 11	(1) (2) (4)	Q Q Q	60 30 20	60 25 20	E-Q E-Q E-Q	60 25 20	60 25 20	TC4002 BF	Tos	14-mic-3	I	-0.5	+20	180	5 10 15	1.5 3 4	3.5 7 11	1n 1n 2n	Q Q Q	80 50 40	80 50 40	E-Q E-Q E-Q	100 40 30	100 40 30
M4002 BP	Mit		I	-0.5	+20	200	5 15	1.5 4	3.5 11		Q Q	100 40	100 40	E-Q E-Q	125 45	125 45	TC4002 BP	Tos	14-dil-1	I	-0.5	+20	300	5 10 15	1.5 3 4	3.5 7 11	1n 1n 2n	Q Q Q	80 50 40	80 50 40	E-Q E-Q E-Q	100 40 30	100 40 30
MB84002 B	Fui		I	-0.5	+20	200	5 15	1.5 4	3.5 11		Q Q	100 40	100 40	E-Q E-Q	125 45	125 45	4002 BDC	Fch	14-dil-4	I	-0.5	+18	400	5 10 15	1.5 3 4	3.5 7 11	(1) (2) (4)	Q Q Q	60 30 20	60 25 20	E-Q E-Q E-Q	60 25 20	60 25 20

4002				Range Data			Identification Data						4002				Range Data			Identification Data																												
Type	Man	B Sec. 3 Pins- Art-Nr.	TU	U _{dd}		P _{tot} max	U _{dd}	U _{IL} UNL		U _{IH} UNH		I _{dd} typ	t _{TR} n _{styp}		t _{PD} n _{styp}		Type	Man	B Sec. 3 Pins- Art-Nr.	TU	U _{dd}		P _{tot} max	U _{dd}	U _{IL} UNL		U _{IH} UNH		I _{dd} typ	t _{TR} n _{styp}		t _{PD} n _{styp}																
				V min	V max			mW	V	V max	V min		μA	Pin	↓	↑					Pin	↓			↑	V min	V max	mW		V	V max	V min	μA	Pin	↓	↑	Pin	↓	↑									
4002 BDM	Fch	14-dil-4	M	-0.5	+18	400	5	1,5	3,5	(0,25 0,5)	Q	60	60	E → Q	60	60	MM 74HC4002 N	Nsc	14-dil-1	I	-0.5	+7	600	2 4,5 6	0,5 1,35	1,5 3,15			Q	30	30	E → Q	40	40	Q	10	10	E → Q	12	12	E → Q	10	10					
4002 BFC	Fch	14-flat-2	I	-0.5	+18	400	5	1,5	3,5	(1 2)	Q	60	60	E → Q	60	60	MN 74HC4002 BP	Mat		I	-0.5	+7	500	2 6					Q	38	38	E → Q	60	60	Q	6	6	E → Q	10	10								
4002 BFM	Fch	14-flat-2	M	-0.5	+18	400	5	1,5	3,5	(0,25 0,5)	Q	60	60	E → Q	60	60	MSM 74HC4002 BP	Oki		I	-0.5	+7	500	2 6					Q	38	38	E → Q	60	60	Q	6	6	E → Q	10	10								
4002 BPC	Fch	14-dil-1	I	-0.5	+18	400	5	1,5	3,5	(1 2)	Q	60	60	E → Q	60	60	SN 74HC4002 BP	Tix		I	-0.5	+7	500	2 6					Q	38	38	E → Q	60	60	Q	6	6	E → Q	10	10								
4002 DIE1	Sgs	chip	I	-0.5	+18	200	5	1,5	3,5	10n	Q	100	100	E → Q	125	125	μPD 74HC4002 BP	Nec		I	-0.5	+7	500	2 6					Q	38	38	E → Q	60	60	Q	6	6	E → Q	10	10								
μPD 4002 BC	Nec	14-dil-1	I	-0.5	+20	200	5	1,5	3,5	5n	Q	100	100	E → Q	150	150																																
LR 74HC4002 BP	Sha		I	-0.5	+7	500	2				Q	38	38	E → Q	60	60																																
MC 74HC4002 BP	Mot		I	-0.5	+7	500	2				Q	38	38	E → Q	60	60																																
MM 54HC4002 E	Nsc	chip	M	-0.5	+7	600	2	0,5	1,5		Q	30	30	E → Q	40	40																																
MM 54HC4002 J	Nsc	14-dil-4	M	-0.5	+7	600	2	0,5	1,5		Q	30	30	E → Q	40	40																																
MM 54HC4002 W	Nsc	14-flat-1	M	-0.5	+7	600	2	0,5	1,5		Q	30	30	E → Q	40	40																																
MM 74HC4002 M	Nsc	14-mic-1	I	-0.5	+7	500	2	0,5	1,5		Q	30	30	E → Q	40	40																																

4006		18-Bit Static Shift Register						4006			Range Data			Identification Data																																						
								Type	Man	B Sec. 3 Pins- Art-Nr.	T _U	U _{dd}		P _{tot} max	U _{dd}	U _{JL} U _{NL} U _{JH} U _{NH}		I _{dd} typ	t _{TR} ns _{typ}		t _{PD} ns _{typ}																															
												V min	V max			V	V max		V min	μA	Pin	↓	↑	Pin Pin	↓	↑																										
		<table border="1"> <thead> <tr> <th colspan="2">Inputs</th> <th colspan="2">Outputs</th> </tr> <tr> <th>T</th> <th>Dn</th> <th>Qn+4</th> <th>Qn+5</th> </tr> </thead> <tbody> <tr> <td>4x L</td> <td>L</td> <td>L</td> <td>?</td> </tr> <tr> <td>4x L</td> <td>H</td> <td>H</td> <td>?</td> </tr> <tr> <td>5x L</td> <td>L</td> <td>?</td> <td>L</td> </tr> <tr> <td>5x L</td> <td>H</td> <td>?</td> <td>H</td> </tr> <tr> <td>L</td> <td>X</td> <td>?</td> <td>?</td> </tr> <tr> <td>H</td> <td>X</td> <td>?</td> <td>?</td> </tr> <tr> <td>┘</td> <td>X</td> <td>?</td> <td>?</td> </tr> </tbody> </table>						Inputs		Outputs		T	Dn	Qn+4	Qn+5	4x L	L	L	?	4x L	H	H	?	5x L	L	?	L	5x L	H	?	H	L	X	?	?	H	X	?	?	┘	X	?	?									
Inputs		Outputs																																																		
T	Dn	Qn+4	Qn+5																																																	
4x L	L	L	?																																																	
4x L	H	H	?																																																	
5x L	L	?	L																																																	
5x L	H	?	H																																																	
L	X	?	?																																																	
H	X	?	?																																																	
┘	X	?	?																																																	
4006		Range Data			Identification Data																																															
Type	Man	B Sec. 3 Pins- Art-Nr.	T _U	U _{dd}		P _{tot} max	U _{dd}	U _{JL} U _{NL} U _{JH} U _{NH}		I _{dd} typ	t _{TR} ns _{typ}		t _{PD} ns _{typ}																																							
				V min	V max			V	V max		V min	μA	Pin	↓	↑	Pin Pin	↓	↑																																		
CD 4006 AD	Rca	14-dil-5	M	-0.5	+15	200	5	*1.5	*1.5	10n	Q	250	250	T → Q	250	250																																				
CD 4006 AE	Rca	14-dil-1	I	-0.5	+15	200	5	*1.5	*1.5	30n	Q	250	250	T → Q	250	250																																				
							10	*3	*3	10n	Q	125	125	T → Q	125	125																																				
							50n			50n	Q	125	125	T → Q	125	125																																				
CD 4006 AF	Rca	14-dil-4	M	-0.5	+15	200	5	*1.5	*1.5	10n	Q	250	250	T → Q	250	250																																				
CD 4006 AH	Rca	chip	M	-0.5	+15	200	5	*1.5	*1.5	10n	Q	250	250	T → Q	250	250																																				
CD 4006 AK	Rca	14-flat-1	M	-0.5	+15	200	5	*1.5	*1.5	10n	Q	250	250	T → Q	250	250																																				
CD 4006 BCJ	Nsc	14-dil-4	I	-0.5	+18	500	5	1.5	3.5	5n	Q	100	100	T → Q	200	200																																				
CD 4006 BCN	Nsc	14-dil-1	I	-0.5	+18	700	5	1.5	3.5	5n	Q	100	100	T → Q	200	200																																				
CD 4006 BD	Rca	14-dil-5	M	-0.5	+20	200	5	1.5	3.5	40n	Q	100	100	T → Q	200	200																																				
CD 4006 BE	Rca	14-dil-1	I	-0.5	+20	200	5	1.5	3.5	40n	Q	100	100	T → Q	200	200																																				
CD 4006 BF	Rca	14-dil-4	M	-0.5	+20	200	5	1.5	3.5	40n	Q	100	100	T → Q	200	200																																				
CD 4006 BH	Rca	chip	M	-0.5	+20	200	5	1.5	3.5	40n	Q	100	100	T → Q	200	200																																				
CD 4006 BK	Rca	14-flat-1	M	-0.5	+20	200	5	1.5	3.5	40n	Q	100	100	T → Q	200	200																																				
CD 4006 BMD	Nsc	14-dil-5	M	-0.5	+18	500	5	1.5	3.5	5n	Q	100	100	T → Q	200	200																																				
CD 4006 BMJ	Nsc	14-dil-4	M	-0.5	+18	500	5	1.5	3.5	5n	Q	100	100	T → Q	200	200																																				
							10	3	7	10n	Q	50	50	T → Q	100	100																																				
							15	4	11	15n	Q	40	40	T → Q	80	80																																				
							15	4	11	15n	Q	40	40	T → Q	80	80																																				

4006				Range Data			Identification Data									4006				Range Data			Identification Data										
Type	Man	B Sec. 3 Pins- Art-Nr.	TU	Udd		Ptot max	Udd	U _{IL}	U _{JH}	Idd typ	t _{TR} n _{styp}			t _{PD} n _{styp}			Type	Man	B Sec. 3 Pins- Art-Nr.	TU	Udd		Ptot max	Udd	U _{IL}	U _{JH}	Idd typ	t _{TR} n _{styp}			t _{PD} n _{styp}		
				V min	V max	mW		V	V max		V min	μA	Pin	↓	↑	Pin → Pin					↓	↑	V		V min	V max		mW	V	V max	V min	μA	Pin
CD 4006 BMW	Nsc	14-flat-1	M	-0.5	+18		5 10 15	1.5 3 4	3.5 7 11	5n 10n 15n	Q Q Q	100 50 40	100 50 40	T→Q T→Q T→Q	200 100 80	200 100 80	MC 14006 BCL	Mot	14-dil-4	I	-0.5	+18	500	5 10 15	1.5 3 4	3.5 7 11	5n 10n 15n	Q Q Q	100 50 40	100 50 40	T→Q T→Q T→Q	300 110 80	300 110 80
HCC 4006 BD	Sgs	14-dil-5	M	-0.5	+20	200	5 10 15	1.5 3 4	3.5 7 11	40n 40n 40n	Q Q Q	100 50 40	100 50 40	T→Q T→Q T→Q	200 100 80	200 100 80	MC 14006 BCP	Mot	14-dil-1	I	-0.5	+18	500	5 10 15	1.5 3 4	3.5 7 11	5n 10n 15n	Q Q Q	100 50 40	100 50 40	T→Q T→Q T→Q	300 110 80	300 110 80
HCC 4006 BF	Sgs	14-dil-4	M	-0.5	+20	200	5 10 15	1.5 3 4	3.5 7 11	40n 40n 40n	Q Q Q	100 50 40	100 50 40	T→Q T→Q T→Q	200 100 80	200 100 80	MN 4006 B	Mat		I	-0.5	+20	200	5 15	1.5 4	3.5 11		Q Q	100 40	100 40	T→Q T→Q	200 80	200 80
HCC 4006 BK	Sgs	14-flat-1	M	-0.5	+20	200	5 10 15	1.5 3 4	3.5 7 11	40n 40n 40n	Q Q Q	100 50 40	100 50 40	T→Q T→Q T→Q	200 100 80	200 100 80	SCL 4006 B	Spr		I	-0.5	+20	200	5 15	1.5 4	3.5 11		Q Q	100 40	100 40	T→Q T→Q	200 80	200 80
HCF 4006 BE	Sgs	14-dil-1	I	-0.5	+18	200	5 10 15	1.5 3 4	3.5 7 11	40n 40n 40n	Q Q Q	100 50 40	100 50 40	T→Q T→Q T→Q	200 100 80	200 100 80	TC 4006 BP	Tos	14-dil-1	I	-0.5	+20	300	5 10 15	1.5 3 4	3.5 7 11	5n 10n 15n	Q Q Q	80 50 40	80 50 50	T→Q T→Q T→Q	170 75 65	170 75 65
HCF 4006 BF	Sgs	14-dil-4	I	-0.5	+18	200	5 10 15	1.5 3 4	3.5 7 11	40n 40n 40n	Q Q Q	100 50 40	100 50 40	T→Q T→Q T→Q	200 100 80	200 100 80	4006 BDC	Fch	14-dil-4	I	-0.5	+18	400	5 10 15	1.5 3 4	3.5 7 11	(4 (8 (16	Q Q Q	60 30 20	60 30 20	T→Q T→Q T→Q	90 35 25	90 35 30
HD 14006 B	Hit		I	-0.5	+20	200	5 15	1.5 4	3.5 11		Q Q	100 40	100 40	T→Q T→Q	200 80	200 80	4006 BDM	Fch	14-dil-4	M	-0.5	+18	400	5 15	1.5 4	3.5 11	(1 (2 (4	Q Q Q	60 30 20	60 30 20	T→Q T→Q T→Q	90 35 25	90 35 30
HEF 4006 B	Sig		I	-0.5	+20	200	5 15	1.5 4	3.5 11		Q Q	100 40	100 40	T→Q T→Q	200 80	200 80	4006 BFC	Fch	14-flat-2	I	-0.5	+18	400	5 10 15	1.5 3 4	3.5 7 11	(4 (8 (16	Q Q Q	60 30 20	60 30 20	T→Q T→Q T→Q	90 35 25	90 35 30
HEF 4006 BD	Val	14-dil-4	I	-0.5	+18	500	5 10 15	1.5 3 4	3.5 7 11	(20 (40 (80	Q Q Q	60 30 20	60 40 20	T→Q T→Q T→Q	90 40 35	90 40 35	4006 BFM	Fch	14-flat-2	M	-0.5	+18	400	5 10 15	1.5 3 4	3.5 7 11	(1 (2 (4	Q Q Q	60 30 20	60 30 20	T→Q T→Q T→Q	90 35 25	90 35 30
HEF 4006 BP	Val	14-dil-1	I	-0.5	+18	500	5 10 15	1.5 3 4	3.5 7 11	(20 (40 (80	Q Q Q	60 30 20	60 40 20	T→Q T→Q T→Q	90 40 35	90 40 35	4006 BPC	Fch	14-dil-1	I	-0.5	+18	400	5 10 15	1.5 3 4	3.5 7 11	(4 (8 (16	Q Q Q	60 30 20	60 30 20	T→Q T→Q T→Q	90 35 25	90 35 30
HEF 4006 BT	Val	14-mic-1	I	-0.5	+18	400	5 10 15	1.5 3 4	3.5 7 11	(20 (40 (80	Q Q Q	60 30 20	60 40 20	T→Q T→Q T→Q	90 40 35	90 40 35	4006 DIE1	Sgs	chip	I	-0.5	+18	200	5 10 15	1.5 3 4	3.5 7 11	40n 40n 40n	Q Q Q	100 50 40	100 50 40	T→Q T→Q T→Q	200 100 80	200 100 80
M 4006 BP	Mit		I	-0.5	+20	200	5 15	1.5 4	3.5 11		Q Q	100 40	100 40	T→Q T→Q	200 80	200 80	μPD 4006 BC	Nec	14-dil-1	I	-0.5	+20	200	5 10 15	1.5 3 4	3.5 7 11	5n 10n 15n	Q Q Q	100 50 40	100 50 40	T→Q T→Q T→Q	300 150 120	300 150 120
MC 14006 BAL	Mot	14-dil-4	M	-0.5	+18	500	5 10 15	1.5 3 4	3.5 7 11	5n 10n 15n	Q Q Q	100 50 40	100 50 40	T→Q T→Q T→Q	300 110 80	300 110 80																	

4007	Dual Complementary Pair + Inverter			4007			Range Data			Identification Data										
				Type	Man	B Sec. 3 Pins- Art-Nr.	T _U	U _{dd}		P _{tot} max	U _{dd}	U _{IL}	U _{IH}	I _{dd} typ	t _{TR}			t _{PD}		
								V min	V max			mW	V		V max	V min	μA	Pin	↓	↑
BU 4007 UB	Toy			I	-0,5	+20	200	5 15	1 2,5	4 12,5		Q Q	100 40	100 40	D→Q D→Q	55 25	55 25			
CD 4007 AD	Rca	14-dil-5	M	-0,5	+15	200	5 10	*1,5 *3	*1,5 *3	1n 1n	Q Q	50 30	50 30	E→Q E→Q	35 20	35 20				
CD 4007 AE	Rca	14-dil-1	I	-0,5	+15	200	5 10	*1,5 *3	*1,5 *3	5n 5n	Q Q	50 30	50 30	E→Q E→Q	35 20	35 20				
CD 4007 AF	Rca	14-dil-4	M	-0,5	+15	200	5 10	*1,5 *3	*1,5 *3	1n 1n	Q Q	50 30	50 30	E→Q E→Q	35 20	35 20				
CD 4007 AH	Rca	chip	M	-0,5	+15	200	5 10	*1,5 *3	*1,5 *3	1n 1n	Q Q	50 30	50 30	E→Q E→Q	35 20	35 20				
CD 4007 AK	Rca	14-flat-1	M	-0,5	+15	200	5 10	*1,5 *3	*1,5 *3	1n 1n	Q Q	50 30	50 30	E→Q E→Q	35 20	35 20				
CD 4007 CJ	Nsc	14-dil-4	I	+3	+15	500	5 10	*1,5 *3	*1,5 *3	5n 5n	Q Q	50 30	50 30	E→Q E→Q	35 20	35 20				
CD 4007 CM	Nsc	14-mic-1	I	-0,5	+15	500	5 10	*1,5 *3	*1,5 *3	5n 5n	Q Q	50 30	50 30	E→Q E→Q	35 20	35 20				
CD 4007 CN	Nsc	14-dil-1	I	+3	+15	700	5 10	*1,5 *3	*1,5 *3	5n 5n	Q Q	50 30	50 30	E→Q E→Q	35 20	35 20				
CD 4007 MD	Nsc	14-dil-5	M	+3	+15	500	5 10	*1,5 *3	*1,5 *3	1n 1n	Q Q	50 30	50 30	E→Q E→Q	35 20	35 20				
CD 4007 MJ	Nsc	14-dil-4	M	+3	+15	500	5 10	*1,5 *3	*1,5 *3	1n 1n	Q Q	50 30	50 30	E→Q E→Q	35 20	35 20				
CD 4007 MW	Nsc	14-flat-1	M	+3	+15	500	5 10	*1,5 *3	*1,5 *3	1n 1n	Q Q	50 30	50 30	E→Q E→Q	35 20	35 20				
CD 4007 UBD	Rca	14-dil-5	M	-0,5	+20	200	5 10 15	1 2 2,5	4 8 12,5	10n 10n 10n	Q Q Q	100 50 40	100 50 40	E→Q E→Q E→Q	55 30 25	55 30 25				
CD 4007 UBE	Rca	14-dil-1	I	-0,5	+20	200	5 10 15	1 2 2,5	4 8 12,5	10n 10n 10n	Q Q Q	100 50 40	100 50 40	E→Q E→Q E→Q	55 30 25	55 30 25				

4007				Range Data			Identification Data							4007				Range Data			Identification Data												
Type	Man	B Sec. 3 Pins- Art-Nr.	TU	U _{dd}		P _{tot} max	U _{dd}	U _{IL}	U _{IH}	I _{dd} typ	t _{TR}			t _{PD}			Type	Man	B Sec. 3 Pins- Art-Nr.	TU	U _{dd}		P _{tot} max	U _{dd}	U _{IL}	U _{IH}	I _{dd} typ	t _{TR}			t _{PD}		
				V min	V max			V	V max		V min	μA	Pin	↓	↑	Pin					↓	↑			V	V max		V min	V	V max	V min	μA	Pin
				mW	V	V max	V min	μA	Pin	↓	↑	Pin	↓	↑	mW	V					V max	V min	μA	Pin	↓	↑	Pin	↓	↑				
CD 4007UBF	Rca	14-dil-4	M	-0.5 +20	200	5	1	4	10n	Q	100	100	E-Q	55	55	HEF 4007UBP	Val	14-dil-1	I	-0.5 +18	500	5	1	4	(1	Q	60	60	E-Q	40	40		
						10	2	8	10n	Q	50	50	E-Q	30	30							(2	Q	30	30	E-Q	20	20					
						15	2.5	12.5	10n	Q	40	40	E-Q	25	25							(4	Q	20	20	E-Q	15	15					
CD 4007UBH	Rca	chip	M	-0.5 +20	200	5	1	4	10n	Q	100	100	E-Q	55	55	HEF 4007UBT	Val	14-mic-1	I	-0.5 +18	400	5	1	4	(1	Q	60	60	E-Q	40	40		
						10	2	8	10n	Q	50	50	E-Q	30	30							(2	Q	30	30	E-Q	20	20					
						15	2.5	12.5	10n	Q	40	40	E-Q	25	25							(4	Q	20	20	E-Q	15	15					
CD 4007UBK	Rca	14-flat-1	M	-0.5 +20	200	5	1	4	10n	Q	100	100	E-Q	55	55	M 4007UBP	Mit	I	-0.5 +20	200	5	1	4		Q	100	100	D-Q	55	55			
						10	2	8	10n	Q	50	50	E-Q	30	30							Q	40	40	D-Q	25	25						
						15	2.5	12.5	10n	Q	40	40	E-Q	25	25							Q	40	40	D-Q	25	25						
HCC 4007UBD	Sgs	14-dil-5	M	-0.5 +20	200	5	1	4	10n	Q	100	100	E-Q	55	55	MC 14007UBAL	Mot	14-dil-4	M	-0.5 +18	500	5	1	4	0.5n	Q	75	90	E-Q	60	60		
						10	2	8	10n	Q	50	50	E-Q	30	30							1n	Q	40	45	E-Q	30	30					
						15	2.5	12.5	10n	Q	40	40	E-Q	25	25							1.5n	Q	30	35	E-Q	25	25					
HCC 4007UBF	Sgs	14-dil-4	M	-0.5 +20	200	5	1	4	10n	Q	100	100	E-Q	55	55	MC 14007UBCL	Mot	14-dil-4	I	-0.5 +18	500	5	1	4	0.5n	Q	75	90	E-Q	60	60		
						10	2	8	10n	Q	50	50	E-Q	30	30							1n	Q	40	45	E-Q	30	30					
						15	2.5	12.5	10n	Q	40	40	E-Q	25	25							1.5n	Q	30	35	E-Q	25	25					
HCC 4007UBK	Sgs	14-flat-1	M	-0.5 +20	200	5	1	4	10n	Q	100	100	E-Q	55	55	MC 14007UBCP	Mot	14-dil-1	I	-0.5 +18	500	5	1	4	0.5n	Q	75	90	E-Q	60	60		
						10	2	8	10n	Q	50	50	E-Q	30	30							1n	Q	40	45	E-Q	30	30					
						15	2.5	12.5	10n	Q	40	40	E-Q	25	25							1.5n	Q	30	35	E-Q	25	25					
HCF 4007UBE	Sgs	14-dil-1	I	-0.5 +18	200	5	1	4	10n	Q	100	100	E-Q	55	55	MN 4007UB	Mat	I	-0.5 +20	200	5	1	4		Q	100	100	D-Q	55	55			
						10	2	8	10n	Q	50	50	E-Q	30	30							Q	40	40	D-Q	25	25						
						15	2.5	12.5	10n	Q	40	40	E-Q	25	25							Q	40	40	D-Q	25	25						
HCF 4007UBF	Sgs	14-dil-4	I	-0.5 +18	200	5	1	4	10n	Q	100	100	E-Q	55	55	MSM 4007UB	Oki	I	-0.5 +20	200	5	1	4		Q	100	100	D-Q	55	55			
						10	2	8	10n	Q	50	50	E-Q	30	30							Q	40	40	D-Q	25	25						
						15	2.5	12.5	10n	Q	40	40	E-Q	25	25							Q	40	40	D-Q	25	25						
HCF 4007UBM	Sgs	14-mic-1	I	-0.5 +18	200	5	1	4	10n	Q	100	100	E-Q	55	55	TC 4007UBP	Tos	14-dil-1	I	-0.5 +20	300	5	1	4	1n	Q	80	80	E-Q	40	55		
						10	2	8	10n	Q	50	50	E-Q	30	30							1n	Q	50	50	E-Q	20	25					
						15	2.5	12.5	10n	Q	40	40	E-Q	25	25							2n	Q	40	40	E-Q	15	20					
HD 14007UB	Hlt		I	-0.5 +20	200	5	1	4		Q	100	100	D-Q	55	55	V 4007D	Mkm	14-dil-1	I	-0.5 +18	300	5	1.5	3.5		Q	(200	(200	G-Q	(110	(110		
					15	2.5	12.5		Q	40	40	D-Q	25	25								10	3	7		Q	(100	(100	G-Q	(60	(60		
					15	4	11		Q	(80	(80	G-Q	(50	(50												Q	(80	(80	G-Q	(50	(50		
HEF 4007UB	Sig		I	-0.5 +20	200	5	1	4		Q	100	100	D-Q	55	55	4007DIE1	Sgs	chip	I	-0.5 +18	200	5	1	4	10n	Q	100	100	E-Q	55	55		
					15	2.5	12.5		Q	40	40	D-Q	25	25								10	2	8	10n	Q	50	50	E-Q	30	30		
					15	2.5	12.5	(1	Q	60	60	E-Q	40	40								15	2.5	12.5	10n	Q	40	40	E-Q	25	25		

4008		4-Bit Full Adder						4008				Range Data			Identification Data																																																																																																																																																																																																																																																																																																																																																																																																																																																																																																																																																																																																																																																																																												
								Type	Man	B Sec. 3 Pins- Art-Nr.	TU	U _{dd}		P _{tot} max	U _{dd}	U _{IL} UNL	U _{IH} UNH	I _{dd} typ	t _{TR} n _{styp}		t _{pd} n _{styp}																																																																																																																																																																																																																																																																																																																																																																																																																																																																																																																																																																																																																																																																																						
												V min	V max						mW	V	V max	V min	μA	Pin	↓	↑	Pin → Pin	↓	↑																																																																																																																																																																																																																																																																																																																																																																																																																																																																																																																																																																																																																																																																														
<table border="1"> <thead> <tr> <th colspan="3">Inputs</th> <th colspan="2">Outputs</th> </tr> <tr> <th>A_n</th> <th>B_n</th> <th>C_{in}</th> <th>C_{out}</th> <th>S_n</th> </tr> </thead> <tbody> <tr> <td>L</td> <td>L</td> <td>L</td> <td>L</td> <td>L</td> </tr> <tr> <td>H</td> <td>L</td> <td>L</td> <td>L</td> <td>H</td> </tr> <tr> <td>L</td> <td>H</td> <td>L</td> <td>L</td> <td>H</td> </tr> <tr> <td>H</td> <td>H</td> <td>L</td> <td>L</td> <td>L</td> </tr> <tr> <td>L</td> <td>L</td> <td>H</td> <td>L</td> <td>H</td> </tr> <tr> <td>H</td> <td>L</td> <td>H</td> <td>H</td> <td>L</td> </tr> <tr> <td>L</td> <td>H</td> <td>H</td> <td>H</td> <td>L</td> </tr> <tr> <td>H</td> <td>H</td> <td>H</td> <td>H</td> <td>H</td> </tr> </tbody> </table>		Inputs			Outputs		A _n	B _n	C _{in}	C _{out}	S _n	L	L	L	L	L	H	L	L	L	H	L	H	L	L	H	H	H	L	L	L	L	L	H	L	H	H	L	H	H	L	L	H	H	H	L	H	H	H	H	H	<table border="1"> <thead> <tr> <th colspan="2">4008</th> <th colspan="3">Range Data</th> <th colspan="6">Identification Data</th> </tr> <tr> <th rowspan="2">Type</th> <th rowspan="2">Man</th> <th rowspan="2">B Sec. 3 Pins- Art-Nr.</th> <th rowspan="2">TU</th> <th colspan="2">U_{dd}</th> <th rowspan="2">P_{tot} max</th> <th rowspan="2">U_{dd}</th> <th rowspan="2">U_{IL} UNL</th> <th rowspan="2">U_{IH} UNH</th> <th rowspan="2">I_{dd} typ</th> <th colspan="2">t_{TR} n_{styp}</th> <th colspan="2">t_{pd} n_{styp}</th> </tr> <tr> <th>V min</th> <th>V max</th> <th>mW</th> <th>V</th> <th>V max</th> <th>V min</th> <th>μA</th> <th>Pin</th> <th>↓</th> <th>↑</th> <th>Pin → Pin</th> <th>↓</th> <th>↑</th> </tr> </thead> <tbody> <tr> <td>CD 4008 AD</td> <td>Rca</td> <td>16-dil-5</td> <td>M</td> <td>-0,5</td> <td>+15</td> <td>200</td> <td>5</td> <td>*1,5</td> <td>*1,5</td> <td>0,3</td> <td>Q</td> <td>1250</td> <td>1250</td> <td>A/B → S</td> <td>900</td> <td>900</td> </tr> <tr> <td></td> <td></td> <td></td> <td></td> <td></td> <td></td> <td></td> <td>10</td> <td>*3</td> <td>*3</td> <td>0,5</td> <td>Q</td> <td>550</td> <td>550</td> <td>A/B → S</td> <td>325</td> <td>325</td> </tr> <tr> <td>CD 4008 AE</td> <td>Rca</td> <td>16-dil-1</td> <td>I</td> <td>-0,5</td> <td>+15</td> <td>200</td> <td>5</td> <td>*1,5</td> <td>*1,5</td> <td>0,5</td> <td>Q</td> <td>1250</td> <td>1250</td> <td>A/B → S</td> <td>900</td> <td>900</td> </tr> <tr> <td></td> <td></td> <td></td> <td></td> <td></td> <td></td> <td></td> <td>10</td> <td>*3</td> <td>*3</td> <td>0,3</td> <td>Q</td> <td>550</td> <td>550</td> <td>A/B → S</td> <td>325</td> <td>325</td> </tr> <tr> <td>CD 4008 AF</td> <td>Rca</td> <td>16-dil-4</td> <td>M</td> <td>-0,5</td> <td>+15</td> <td>200</td> <td>5</td> <td>*1,5</td> <td>*1,5</td> <td>0,3</td> <td>Q</td> <td>1250</td> <td>1250</td> <td>A/B → S</td> <td>900</td> <td>900</td> </tr> <tr> <td></td> <td></td> <td></td> <td></td> <td></td> <td></td> <td></td> <td>10</td> <td>*3</td> <td>*3</td> <td>0,5</td> <td>Q</td> <td>550</td> <td>550</td> <td>A/B → S</td> <td>325</td> <td>325</td> </tr> <tr> <td>CD 4008 AH</td> <td>Rca</td> <td>chip</td> <td>M</td> <td>-0,5</td> <td>+15</td> <td>200</td> <td>5</td> <td>*1,5</td> <td>*1,5</td> <td>0,3</td> <td>Q</td> <td>1250</td> <td>1250</td> <td>A/B → S</td> <td>900</td> <td>900</td> </tr> <tr> <td></td> <td></td> <td></td> <td></td> <td></td> <td></td> <td></td> <td>10</td> <td>*3</td> <td>*3</td> <td>0,5</td> <td>Q</td> <td>550</td> <td>550</td> <td>A/B → S</td> <td>325</td> <td>325</td> </tr> <tr> <td>CD 4008 AK</td> <td>Rca</td> <td>16-flat-1</td> <td>M</td> <td>-0,5</td> <td>+15</td> <td>200</td> <td>5</td> <td>*1,5</td> <td>*1,5</td> <td>0,3</td> <td>Q</td> <td>1250</td> <td>1250</td> <td>A/B → S</td> <td>900</td> <td>900</td> </tr> <tr> <td></td> <td></td> <td></td> <td></td> <td></td> <td></td> <td></td> <td>10</td> <td>*3</td> <td>*3</td> <td>0,5</td> <td>Q</td> <td>550</td> <td>550</td> <td>A/B → S</td> <td>325</td> <td>325</td> </tr> <tr> <td>CD 4008 BCJ</td> <td>Nsc</td> <td>16-dil-4</td> <td>I</td> <td>-0,5</td> <td>+18</td> <td>500</td> <td>5</td> <td>1,5</td> <td>3,5</td> <td>0,5</td> <td>Q</td> <td>100</td> <td>200</td> <td>A/B → S</td> <td>425</td> <td>425</td> </tr> <tr> <td></td> <td></td> <td></td> <td></td> <td></td> <td></td> <td></td> <td>10</td> <td>3</td> <td>7</td> <td>1</td> <td>Q</td> <td>50</td> <td>100</td> <td>A/B → S</td> <td>170</td> <td>170</td> </tr> <tr> <td></td> <td></td> <td></td> <td></td> <td></td> <td></td> <td></td> <td>15</td> <td>4</td> <td>11</td> <td>5</td> <td>Q</td> <td>40</td> <td>80</td> <td>A/B → S</td> <td>125</td> <td>125</td> </tr> <tr> <td>CD 4008 BCN</td> <td>Nsc</td> <td>16-dil-1</td> <td>I</td> <td>-0,5</td> <td>+18</td> <td>700</td> <td>5</td> <td>1,5</td> <td>3,5</td> <td>0,5</td> <td>Q</td> <td>100</td> <td>200</td> <td>A/B → S</td> <td>425</td> <td>425</td> </tr> <tr> <td></td> <td></td> <td></td> <td></td> <td></td> <td></td> <td></td> <td>10</td> <td>3</td> <td>7</td> <td>1</td> <td>Q</td> <td>50</td> <td>100</td> <td>A/B → S</td> <td>170</td> <td>170</td> </tr> <tr> <td></td> <td></td> <td></td> <td></td> <td></td> <td></td> <td></td> <td>15</td> <td>4</td> <td>11</td> <td>5</td> <td>Q</td> <td>40</td> <td>80</td> <td>A/B → S</td> <td>125</td> <td>125</td> </tr> <tr> <td>CD 4008 BD</td> <td>Rca</td> <td>16-dil-5</td> <td>M</td> <td>-0,5</td> <td>+20</td> <td>200</td> <td>5</td> <td>1,5</td> <td>3,5</td> <td>40n</td> <td>Q</td> <td>100</td> <td>100</td> <td>A/B → S</td> <td>400</td> <td>400</td> </tr> <tr> <td></td> <td></td> <td></td> <td></td> <td></td> <td></td> <td></td> <td>10</td> <td>3</td> <td>7</td> <td>40n</td> <td>Q</td> <td>50</td> <td>50</td> <td>A/B → S</td> <td>160</td> <td>160</td> </tr> <tr> <td></td> <td></td> <td></td> <td></td> <td></td> <td></td> <td></td> <td>15</td> <td>4</td> <td>11</td> <td>40n</td> <td>Q</td> <td>40</td> <td>40</td> <td>A/B → S</td> <td>115</td> <td>115</td> </tr> <tr> <td>CD 4008 BE</td> <td>Rca</td> <td>16-dil-1</td> <td>I</td> <td>-0,5</td> <td>+20</td> <td>200</td> <td>5</td> <td>1,5</td> <td>3,5</td> <td>40n</td> <td>Q</td> <td>100</td> <td>100</td> <td>A/B → S</td> <td>400</td> <td>400</td> </tr> <tr> <td></td> <td></td> <td></td> <td></td> <td></td> <td></td> <td></td> <td>10</td> <td>3</td> <td>7</td> <td>40n</td> <td>Q</td> <td>50</td> <td>50</td> <td>A/B → S</td> <td>160</td> <td>160</td> </tr> <tr> <td></td> <td></td> <td></td> <td></td> <td></td> <td></td> <td></td> <td>15</td> <td>4</td> <td>11</td> <td>40n</td> <td>Q</td> <td>40</td> <td>40</td> <td>A/B → S</td> <td>115</td> <td>115</td> </tr> <tr> <td>CD 4008 BF</td> <td>Rca</td> <td>16-dil-4</td> <td>M</td> <td>-0,5</td> <td>+20</td> <td>200</td> <td>5</td> <td>1,5</td> <td>3,5</td> <td>40n</td> <td>Q</td> <td>100</td> <td>100</td> <td>A/B → S</td> <td>400</td> <td>400</td> </tr> <tr> <td></td> <td></td> <td></td> <td></td> <td></td> <td></td> <td></td> <td>10</td> <td>3</td> <td>7</td> <td>40n</td> <td>Q</td> <td>50</td> <td>50</td> <td>A/B → S</td> <td>160</td> <td>160</td> </tr> <tr> <td></td> <td></td> <td></td> <td></td> <td></td> <td></td> <td></td> <td>15</td> <td>4</td> <td>11</td> <td>40n</td> <td>Q</td> <td>40</td> <td>40</td> <td>A/B → S</td> <td>115</td> <td>115</td> </tr> <tr> <td>CD 4008 BH</td> <td>Rca</td> <td>chip</td> <td>M</td> <td>-0,5</td> <td>+20</td> <td></td> <td>5</td> <td>1,5</td> <td>3,5</td> <td>40n</td> <td>Q</td> <td>100</td> <td>100</td> <td>A/B → S</td> <td>400</td> <td>400</td> </tr> <tr> <td></td> <td></td> <td></td> <td></td> <td></td> <td></td> <td></td> <td>10</td> <td>3</td> <td>7</td> <td>40n</td> <td>Q</td> <td>50</td> <td>50</td> <td>A/B → S</td> <td>160</td> <td>160</td> </tr> <tr> <td></td> <td></td> <td></td> <td></td> <td></td> <td></td> <td></td> <td>15</td> <td>4</td> <td>11</td> <td>40n</td> <td>Q</td> <td>40</td> <td>40</td> <td>A/B → S</td> <td>115</td> <td>115</td> </tr> <tr> <td>CD 4008 BK</td> <td>Rca</td> <td>16-flat-1</td> <td>M</td> <td>-0,5</td> <td>+20</td> <td>200</td> <td>5</td> <td>1,5</td> <td>3,5</td> <td>40n</td> <td>Q</td> <td>100</td> <td>100</td> <td>A/B → S</td> <td>400</td> <td>400</td> </tr> <tr> <td></td> <td></td> <td></td> <td></td> <td></td> <td></td> <td></td> <td>10</td> <td>3</td> <td>7</td> <td>40n</td> <td>Q</td> <td>50</td> <td>50</td> <td>A/B → S</td> <td>160</td> <td>160</td> </tr> <tr> <td></td> <td></td> <td></td> <td></td> <td></td> <td></td> <td></td> <td>15</td> <td>4</td> <td>11</td> <td>40n</td> <td>Q</td> <td>40</td> <td>40</td> <td>A/B → S</td> <td>115</td> <td>115</td> </tr> <tr> <td>CD 4008 BMD</td> <td>Nsc</td> <td>16-dil-5</td> <td>M</td> <td>-0,5</td> <td>+18</td> <td>500</td> <td>5</td> <td>1,5</td> <td>3,5</td> <td>0,3</td> <td>Q</td> <td>100</td> <td>200</td> <td>A/B → S</td> <td>425</td> <td>425</td> </tr> <tr> <td></td> <td></td> <td></td> <td></td> <td></td> <td></td> <td></td> <td>10</td> <td>3</td> <td>7</td> <td>0,5</td> <td>Q</td> <td>50</td> <td>100</td> <td>A/B → S</td> <td>170</td> <td>170</td> </tr> <tr> <td></td> <td></td> <td></td> <td></td> <td></td> <td></td> <td></td> <td>15</td> <td>4</td> <td>11</td> <td>1</td> <td>Q</td> <td>40</td> <td>80</td> <td>A/B → S</td> <td>125</td> <td>125</td> </tr> </tbody> </table>															4008		Range Data			Identification Data						Type	Man	B Sec. 3 Pins- Art-Nr.	TU	U _{dd}		P _{tot} max	U _{dd}	U _{IL} UNL	U _{IH} UNH	I _{dd} typ	t _{TR} n _{styp}		t _{pd} n _{styp}		V min	V max	mW	V	V max	V min	μA	Pin	↓	↑	Pin → Pin	↓	↑	CD 4008 AD	Rca	16-dil-5	M	-0,5	+15	200	5	*1,5	*1,5	0,3	Q	1250	1250	A/B → S	900	900								10	*3	*3	0,5	Q	550	550	A/B → S	325	325	CD 4008 AE	Rca	16-dil-1	I	-0,5	+15	200	5	*1,5	*1,5	0,5	Q	1250	1250	A/B → S	900	900								10	*3	*3	0,3	Q	550	550	A/B → S	325	325	CD 4008 AF	Rca	16-dil-4	M	-0,5	+15	200	5	*1,5	*1,5	0,3	Q	1250	1250	A/B → S	900	900								10	*3	*3	0,5	Q	550	550	A/B → S	325	325	CD 4008 AH	Rca	chip	M	-0,5	+15	200	5	*1,5	*1,5	0,3	Q	1250	1250	A/B → S	900	900								10	*3	*3	0,5	Q	550	550	A/B → S	325	325	CD 4008 AK	Rca	16-flat-1	M	-0,5	+15	200	5	*1,5	*1,5	0,3	Q	1250	1250	A/B → S	900	900								10	*3	*3	0,5	Q	550	550	A/B → S	325	325	CD 4008 BCJ	Nsc	16-dil-4	I	-0,5	+18	500	5	1,5	3,5	0,5	Q	100	200	A/B → S	425	425								10	3	7	1	Q	50	100	A/B → S	170	170								15	4	11	5	Q	40	80	A/B → S	125	125	CD 4008 BCN	Nsc	16-dil-1	I	-0,5	+18	700	5	1,5	3,5	0,5	Q	100	200	A/B → S	425	425								10	3	7	1	Q	50	100	A/B → S	170	170								15	4	11	5	Q	40	80	A/B → S	125	125	CD 4008 BD	Rca	16-dil-5	M	-0,5	+20	200	5	1,5	3,5	40n	Q	100	100	A/B → S	400	400								10	3	7	40n	Q	50	50	A/B → S	160	160								15	4	11	40n	Q	40	40	A/B → S	115	115	CD 4008 BE	Rca	16-dil-1	I	-0,5	+20	200	5	1,5	3,5	40n	Q	100	100	A/B → S	400	400								10	3	7	40n	Q	50	50	A/B → S	160	160								15	4	11	40n	Q	40	40	A/B → S	115	115	CD 4008 BF	Rca	16-dil-4	M	-0,5	+20	200	5	1,5	3,5	40n	Q	100	100	A/B → S	400	400								10	3	7	40n	Q	50	50	A/B → S	160	160								15	4	11	40n	Q	40	40	A/B → S	115	115	CD 4008 BH	Rca	chip	M	-0,5	+20		5	1,5	3,5	40n	Q	100	100	A/B → S	400	400								10	3	7	40n	Q	50	50	A/B → S	160	160								15	4	11	40n	Q	40	40	A/B → S	115	115	CD 4008 BK	Rca	16-flat-1	M	-0,5	+20	200	5	1,5	3,5	40n	Q	100	100	A/B → S	400	400								10	3	7	40n	Q	50	50	A/B → S	160	160								15	4	11	40n	Q	40	40	A/B → S	115	115	CD 4008 BMD	Nsc	16-dil-5	M	-0,5	+18	500	5	1,5	3,5	0,3	Q	100	200	A/B → S	425	425								10	3	7	0,5	Q	50	100	A/B → S	170	170								15	4	11	1	Q	40	80	A/B → S	125	125
Inputs			Outputs																																																																																																																																																																																																																																																																																																																																																																																																																																																																																																																																																																																																																																																																																																								
A _n	B _n	C _{in}	C _{out}	S _n																																																																																																																																																																																																																																																																																																																																																																																																																																																																																																																																																																																																																																																																																																							
L	L	L	L	L																																																																																																																																																																																																																																																																																																																																																																																																																																																																																																																																																																																																																																																																																																							
H	L	L	L	H																																																																																																																																																																																																																																																																																																																																																																																																																																																																																																																																																																																																																																																																																																							
L	H	L	L	H																																																																																																																																																																																																																																																																																																																																																																																																																																																																																																																																																																																																																																																																																																							
H	H	L	L	L																																																																																																																																																																																																																																																																																																																																																																																																																																																																																																																																																																																																																																																																																																							
L	L	H	L	H																																																																																																																																																																																																																																																																																																																																																																																																																																																																																																																																																																																																																																																																																																							
H	L	H	H	L																																																																																																																																																																																																																																																																																																																																																																																																																																																																																																																																																																																																																																																																																																							
L	H	H	H	L																																																																																																																																																																																																																																																																																																																																																																																																																																																																																																																																																																																																																																																																																																							
H	H	H	H	H																																																																																																																																																																																																																																																																																																																																																																																																																																																																																																																																																																																																																																																																																																							
4008		Range Data			Identification Data																																																																																																																																																																																																																																																																																																																																																																																																																																																																																																																																																																																																																																																																																																						
Type	Man	B Sec. 3 Pins- Art-Nr.	TU	U _{dd}		P _{tot} max	U _{dd}	U _{IL} UNL	U _{IH} UNH	I _{dd} typ	t _{TR} n _{styp}		t _{pd} n _{styp}																																																																																																																																																																																																																																																																																																																																																																																																																																																																																																																																																																																																																																																																																														
				V min	V max						mW	V	V max	V min	μA	Pin	↓	↑	Pin → Pin	↓	↑																																																																																																																																																																																																																																																																																																																																																																																																																																																																																																																																																																																																																																																																																						
CD 4008 AD	Rca	16-dil-5	M	-0,5	+15	200	5	*1,5	*1,5	0,3	Q	1250	1250	A/B → S	900	900																																																																																																																																																																																																																																																																																																																																																																																																																																																																																																																																																																																																																																																																																											
							10	*3	*3	0,5	Q	550	550	A/B → S	325	325																																																																																																																																																																																																																																																																																																																																																																																																																																																																																																																																																																																																																																																																																											
CD 4008 AE	Rca	16-dil-1	I	-0,5	+15	200	5	*1,5	*1,5	0,5	Q	1250	1250	A/B → S	900	900																																																																																																																																																																																																																																																																																																																																																																																																																																																																																																																																																																																																																																																																																											
							10	*3	*3	0,3	Q	550	550	A/B → S	325	325																																																																																																																																																																																																																																																																																																																																																																																																																																																																																																																																																																																																																																																																																											
CD 4008 AF	Rca	16-dil-4	M	-0,5	+15	200	5	*1,5	*1,5	0,3	Q	1250	1250	A/B → S	900	900																																																																																																																																																																																																																																																																																																																																																																																																																																																																																																																																																																																																																																																																																											
							10	*3	*3	0,5	Q	550	550	A/B → S	325	325																																																																																																																																																																																																																																																																																																																																																																																																																																																																																																																																																																																																																																																																																											
CD 4008 AH	Rca	chip	M	-0,5	+15	200	5	*1,5	*1,5	0,3	Q	1250	1250	A/B → S	900	900																																																																																																																																																																																																																																																																																																																																																																																																																																																																																																																																																																																																																																																																																											
							10	*3	*3	0,5	Q	550	550	A/B → S	325	325																																																																																																																																																																																																																																																																																																																																																																																																																																																																																																																																																																																																																																																																																											
CD 4008 AK	Rca	16-flat-1	M	-0,5	+15	200	5	*1,5	*1,5	0,3	Q	1250	1250	A/B → S	900	900																																																																																																																																																																																																																																																																																																																																																																																																																																																																																																																																																																																																																																																																																											
							10	*3	*3	0,5	Q	550	550	A/B → S	325	325																																																																																																																																																																																																																																																																																																																																																																																																																																																																																																																																																																																																																																																																																											
CD 4008 BCJ	Nsc	16-dil-4	I	-0,5	+18	500	5	1,5	3,5	0,5	Q	100	200	A/B → S	425	425																																																																																																																																																																																																																																																																																																																																																																																																																																																																																																																																																																																																																																																																																											
							10	3	7	1	Q	50	100	A/B → S	170	170																																																																																																																																																																																																																																																																																																																																																																																																																																																																																																																																																																																																																																																																																											
							15	4	11	5	Q	40	80	A/B → S	125	125																																																																																																																																																																																																																																																																																																																																																																																																																																																																																																																																																																																																																																																																																											
CD 4008 BCN	Nsc	16-dil-1	I	-0,5	+18	700	5	1,5	3,5	0,5	Q	100	200	A/B → S	425	425																																																																																																																																																																																																																																																																																																																																																																																																																																																																																																																																																																																																																																																																																											
							10	3	7	1	Q	50	100	A/B → S	170	170																																																																																																																																																																																																																																																																																																																																																																																																																																																																																																																																																																																																																																																																																											
							15	4	11	5	Q	40	80	A/B → S	125	125																																																																																																																																																																																																																																																																																																																																																																																																																																																																																																																																																																																																																																																																																											
CD 4008 BD	Rca	16-dil-5	M	-0,5	+20	200	5	1,5	3,5	40n	Q	100	100	A/B → S	400	400																																																																																																																																																																																																																																																																																																																																																																																																																																																																																																																																																																																																																																																																																											
							10	3	7	40n	Q	50	50	A/B → S	160	160																																																																																																																																																																																																																																																																																																																																																																																																																																																																																																																																																																																																																																																																																											
							15	4	11	40n	Q	40	40	A/B → S	115	115																																																																																																																																																																																																																																																																																																																																																																																																																																																																																																																																																																																																																																																																																											
CD 4008 BE	Rca	16-dil-1	I	-0,5	+20	200	5	1,5	3,5	40n	Q	100	100	A/B → S	400	400																																																																																																																																																																																																																																																																																																																																																																																																																																																																																																																																																																																																																																																																																											
							10	3	7	40n	Q	50	50	A/B → S	160	160																																																																																																																																																																																																																																																																																																																																																																																																																																																																																																																																																																																																																																																																																											
							15	4	11	40n	Q	40	40	A/B → S	115	115																																																																																																																																																																																																																																																																																																																																																																																																																																																																																																																																																																																																																																																																																											
CD 4008 BF	Rca	16-dil-4	M	-0,5	+20	200	5	1,5	3,5	40n	Q	100	100	A/B → S	400	400																																																																																																																																																																																																																																																																																																																																																																																																																																																																																																																																																																																																																																																																																											
							10	3	7	40n	Q	50	50	A/B → S	160	160																																																																																																																																																																																																																																																																																																																																																																																																																																																																																																																																																																																																																																																																																											
							15	4	11	40n	Q	40	40	A/B → S	115	115																																																																																																																																																																																																																																																																																																																																																																																																																																																																																																																																																																																																																																																																																											
CD 4008 BH	Rca	chip	M	-0,5	+20		5	1,5	3,5	40n	Q	100	100	A/B → S	400	400																																																																																																																																																																																																																																																																																																																																																																																																																																																																																																																																																																																																																																																																																											
							10	3	7	40n	Q	50	50	A/B → S	160	160																																																																																																																																																																																																																																																																																																																																																																																																																																																																																																																																																																																																																																																																																											
							15	4	11	40n	Q	40	40	A/B → S	115	115																																																																																																																																																																																																																																																																																																																																																																																																																																																																																																																																																																																																																																																																																											
CD 4008 BK	Rca	16-flat-1	M	-0,5	+20	200	5	1,5	3,5	40n	Q	100	100	A/B → S	400	400																																																																																																																																																																																																																																																																																																																																																																																																																																																																																																																																																																																																																																																																																											
							10	3	7	40n	Q	50	50	A/B → S	160	160																																																																																																																																																																																																																																																																																																																																																																																																																																																																																																																																																																																																																																																																																											
							15	4	11	40n	Q	40	40	A/B → S	115	115																																																																																																																																																																																																																																																																																																																																																																																																																																																																																																																																																																																																																																																																																											
CD 4008 BMD	Nsc	16-dil-5	M	-0,5	+18	500	5	1,5	3,5	0,3	Q	100	200	A/B → S	425	425																																																																																																																																																																																																																																																																																																																																																																																																																																																																																																																																																																																																																																																																																											
							10	3	7	0,5	Q	50	100	A/B → S	170	170																																																																																																																																																																																																																																																																																																																																																																																																																																																																																																																																																																																																																																																																																											
							15	4	11	1	Q	40	80	A/B → S	125	125																																																																																																																																																																																																																																																																																																																																																																																																																																																																																																																																																																																																																																																																																											

4008			Range Data				Identification Data								4009	Hex Inverter/Buffer			
Type	Man	B Sec. 3 Pins- Art-Nr.	T _U	U _{dd}		P _{tot} max mW	U _{dd} V	U _{IL}	U _{IH}	I _{dd} typ μA	t _{TR} n _s typ			t _{PD} n _s typ					
				V min	V max			V max	V min		Pin	↓	↑	Pin → Pin				↓	↑
4008 DIE1	Sgs	chip	1	-0.5	+18	200	5 10 15	1.5 3 4	3.5 7 11	40n 40n 40n	Q Q Q	100 50 40	100 50 40	A/B A/B A/B	-S -S -S	400 160 115	400 160 115		

E	Q
L	H
H	L

4009			Range Data				Identification Data									
Type	Man	B Sec. 3 Pins- Art-Nr.	T _U	U _{dd}		P _{tot} max mW	U _{dd} V	U _{IL}	U _{IH}	I _{dd} typ μA	t _{TR} n _s typ			t _{PD} n _s typ		
				V min	V max			V max	V min		Pin	↓	↑	Pin → Pin	↓	↑
CD4009 AD	Rca	16-dii-5	M	-0.5	+15	200	5 10	*1.5 *3	*1.5 *3	10n 10n	Q Q	20 16	80 50	E-Q E-Q	15 10	50 25
CD4009 AE	Rca	16-dii-1	I	-0.5	+15	200	5 10	*1.5 *3	*1.5 *3	30n 50n	Q Q	20 16	80 50	E-Q E-Q	15 10	50 25
CD4009 AF	Rca	16-dii-4	M	-0.5	+15	200	5 10	*1.5 *3	*1.5 *3	10n 10n	Q Q	20 16	80 50	E-Q E-Q	15 10	50 25

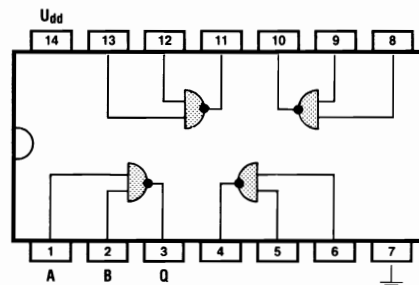
4009					Range Data			Identification Data							4009					Range Data			Identification Data													
Type	Man	B Sec. 3 Pins- Art-Nr.	T _U	U _{dd}		P _{tot} max mW	U _{dd}	U _{IL} UNL	U _{IH} UNH	I _{dd} typ μA	t _{TR} n _{styp}			I _{PD} n _{styp}			Type	Man	B Sec. 3 Pins- Art-Nr.	T _U	U _{dd}		P _{tot} max mW	U _{dd}	U _{IL} UNL	U _{IH} UNH	I _{dd} typ μA	t _{TR} n _{styp}			I _{PD} n _{styp}					
				V min	V max						V	V max	V min	Pin ↓	↑	Pin ↑					↓	↑						V min	V max	V	V max	V min	Pin ↓	↑	Pin ↑	↓
CD 4009 AH	Rca	chip	M	-0,5 +15		5	*1,5	*1,5	10n	Q	20	80	E→Q	15	50	MC 14009 UBCL	Mot	16-dil-4	I	-0,5 +18		5	1	4	2n	Q	40	180	E→Q	20	90					
						10	*3	*3	10n	Q	16	50	E→Q	10	25							10	2	8	4n	Q	20	90	E→Q	15	50					
																						15	2,5	12,5	6n	Q	15	65	E→Q	10	40					
CD 4009 AK	Rca	16-flat-1	M	-0,5 +15		5	*1,5	*1,5	10n	Q	20	80	E→Q	15	50	MC 14009 UBGP	Mot	16-dil-1	I	-0,5 +18		5	1	4	2n	Q	40	180	E→Q	20	90					
						10	*3	*3	10n	Q	16	50	E→Q	10	25							10	2	8	4n	Q	20	90	E→Q	15	50					
CD 4009 CJ	Nsc	16-dil-4	I	+3 +15	500	5	*1	*1,5	30n	Q	20	80	E→Q	15	50							10	2,5	12,5	6n	Q	15	65	E→Q	10	40					
						10	*2	*3	50n	Q	16	50	E→Q	10	25							15	3	12	8n	Q	12	20	E→Q	15	25					
CD 4009 CN	Nsc	16-dil-1	I	+3 +15	700	5	*1,5	*1,5	30n	Q	20	80	E→Q	15	50	TC 4009 UBQ	Tos	16-dil-2	I	-0,5 +20	300	5	1	4	2n	Q	25	75	E→Q	25	40					
						10	*3	*3	50n	Q	16	50	E→Q	10	25							10	2	8	4n	Q	15	30	E→Q	15	25					
																						15	3	12	8n	Q	12	20	E→Q	15	15					
CD 4009 MD	Nsc	16-dil-5	M	+3 +15	500	5	*1	*1,5	10n	Q	20	80	E→Q	15	50																					
						10	*2	*3	10n	Q	16	50	E→Q	10	25																					
CD 4009 MJ	Nsc	16-dil-4	M	+3 +15	700	5	*1,5	*1,5	10n	Q	20	80	E→Q	15	50																					
						10	*3	*3	10n	Q	16	50	E→Q	10	25																					
CD 4009 MW	Nsc	16-flat-1	M	+3 +15	500	5	*1	*1,5	10n	Q	20	80	E→Q	15	50																					
						10	*2	*3	10n	Q	16	50	E→Q	10	25																					
CD 4009 UBD	Rca	16-dil-5	M	-0,5 +20	200	5	1	4	20n	Q	35	150	E→Q	30	70																					
						10	2	8	20n	Q	20	75	E→Q	20	40																					
						15	2,5	12,5	20n	Q	15	55	E→Q	15	30																					
CD 4009 UBE	Rca	16-dil-1	I	-0,5 +20	200	5	1	4	20n	Q	35	150	E→Q	30	70																					
						10	2	8	20n	Q	20	75	E→Q	20	40																					
						15	2,5	12,5	20n	Q	15	55	E→Q	15	30																					
CD 4009 UBF	Rca	16-dil-4	M	-0,5 +20	200	5	1	4	20n	Q	35	150	E→Q	30	70																					
						10	2	8	20n	Q	20	75	E→Q	20	40																					
						15	2,5	12,5	20n	Q	15	55	E→Q	15	30																					
CD 4009 UBH	Rca	chip	M	-0,5 +20		5	1	4	20n	Q	35	150	E→Q	30	70																					
						10	2	8	20n	Q	20	75	E→Q	20	40																					
						15	2,5	12,5	20n	Q	15	55	E→Q	15	30																					
CD 4009 UBK	Rca	16-flat-1	M	-0,5 +20	200	5	1	4	20n	Q	35	150	E→Q	30	70																					
						10	2	8	20n	Q	20	75	E→Q	20	40																					
						15	2,5	12,5	20n	Q	15	55	E→Q	15	30																					
MC 14009 UBAL	Mot	16-dil-4	M	-0,5 +18		5	1	4	2n	Q	40	180	E→Q	20	90																					
						10	2	8	4n	Q	20	90	E→Q	15	50																					
						15	2,5	12,5	6n	Q	15	65	E→Q	10	40																					

4010		Hex Buffer					4010			Range Data			Identification Data					
Type	Man	B Sec. 3 Pins- Art-Nr.	T _U	U _{dd}		P _{tot} max mW	U _{dd}	U _{IL}	U _{IH}	I _{dd} typ μA	t _{TR} n _{styp}			t _{PD} n _{styp}				
				V min	V max			V max	V min		Pin	↓	↑	Pin → Pin	↓	↑		
CD 4010 AH	Rca	chip	M	-0.5	+15		5	*1.5	*1.5	10n	Q	20	80	E-Q	15	50		
CD 4010 AK	Rca	16-flat-1	M	-0.5	+15		5	*1.5	*1.5	10n	Q	20	80	E-Q	15	50		
CD 4010 BD	Rca	16-dil-5	M	-0.5	+20	200	5	1.5	3.5	20n	Q	35	150	E-Q	65	100		
CD 4010 BE	Rca	16-dil-1	I	-0.5	+20	200	5	1.5	3.5	20n	Q	35	150	E-Q	65	100		
CD 4010 BF	Rca	16-dil-4	M	-0.5	+20	200	5	1.5	3.5	20n	Q	35	150	E-Q	65	100		
CD 4010 BH	Rca	chip	M	-0.5	+20		5	1.5	3.5	20n	Q	35	150	E-Q	65	100		
CD 4010 BK	Rca	16-flat-1	M	-0.5	+20	200	5	1.5	3.5	20n	Q	35	150	E-Q	65	100		
CD 4010 CJ	Nsc	16-dil-4	I	+3	+15	500	5	*1.5	*1.5	30n	Q	20	80	E-Q	15	50		
CD 4010 CM	Nsc	16-mic-1	I	+3	+15	500	5	*1.5	*1.5	30n	Q	20	80	E-Q	15	50		
CD 4010 CN	Nsc	16-dil-1	I	+3	+15	700	5	*1.5	*1.5	30n	Q	20	80	E-Q	15	50		
CD 4010 AD	Rca	16-dil-5	M	-0.5	+15	200	5	*1.5	*1.5	10n	Q	20	80	E-Q	15	50		
CD 4010 AE	Rca	16-dil-1	I	-0.5	+15	200	5	*1.5	*1.5	30n	Q	20	80	E-Q	15	50		
CD 4010 AF	Rca	16-dil-4	M	-0.5	+15	200	5	*1.5	*1.5	10n	Q	20	80	E-Q	15	50		
CD 4010 MD	Nsc	16-dil-5	M	+3	+15	500	5	*1.5	*1.5	10n	Q	20	80	E-Q	15	50		
CD 4010 MJ	Nsc	16-dil-4	M	+3	+15	700	5	*1.5	*1.5	10n	Q	20	80	E-Q	15	50		
CD 4010 MW	Nsc	16-flat-1	M	+3	+15		5	*1.5	*1.5	10n	Q	20	80	E-Q	15	50		

4010			Range Data			Identification Data																	
Type	Man	B Sec. 3 Pins- Art-Nr.	T _U	U _{dd}		P _{tot} max mW	U _{dd}	U _{IL}	U _{IH}	I _{dd} typ μA	t _{TR} n _{styp}			t _{PD} n _{styp}									
				V min	V max			V max	V min		Pin	↓	↑	Pin → Pin	↓	↑							
MC14010 AL	Mot	16-dil-4	M	-0.5	+18	5	1,5	3,5	2n	Q	40	180	E→Q	40	90								
							10	3								7	4n	Q	20	90	E→Q	25	50
							15	4								11	6n	Q	15	65	E→Q	20	40
MC14010 CL	Mot	16-dil-4	I	-0.5	+18	5	1,5	3,5	2n	Q	40	180	E→Q	40	90								
							10	3								7	4n	Q	20	90	E→Q	25	50
							15	4								11	6n	Q	15	65	E→Q	20	40
MC14010 CP	Mot	16-dil-1	I	-0.5	+18	5	1,5	3,5	2n	Q	40	180	E→Q	40	90								
							10	3								7	4n	Q	20	90	E→Q	25	50
							15	4								11	6n	Q	15	65	E→Q	20	40
SCL 4010 B	Spr		I	-0.5	+20	200	1,5	3,5		Q	35	150	E→Q	65	100								
							15	4								11	Q	15	55	E→Q	25	35	
TC4010BP	Tos	16-dil-2	I	-0.5	+20	300	1,5	3,5	2n	Q	25	75	E→Q	50	45								
							10	3								7	4n	Q	15	30	E→Q	25	25
							15	4								11	8n	Q	12	20	E→Q	15	15

4011

Quad 2-Input NAND Gate



Inputs		Outp.
A	B	Q
L	L	H
L	H	H
H	L	H
H	H	L

4011			Range Data			Identification Data										
Type	Man	B Sec. 3 Pins- Art-Nr.	T _U	U _{dd}		P _{tot} max mW	U _{dd}	U _{IL}	U _{IH}	I _{dd} typ μA	t _{TR} n _{styp}			t _{PD} n _{styp}		
				V min	V max			V max	V min		Pin	↓	↑	Pin → Pin	↓	↑
BU4011 B	Toy		I	-0.5	+20	200	5	1,5	3,5		Q	100	100	E→Q	125	125
							15	4	11							
CD4011 AD	Rca	14-dil-5	M	-0.5	+15	200	5	*1,5	*1,5	1n	Q	75	75	E→Q	50	50
							10	*3	*3							

4011			Range Data			Identification Data						4011			Range Data			Identification Data															
Type	Man	B Sec. 3 Pins- Art-Nr.	TU	U _{dd}		P _{tot} max	U _{dd}	U _{IL}	U _{IH}	I _{dd} typ	t _{TR} n _{styp}			t _{PD} n _{styp}			Type	Man	B Sec. 3 Pins- Art-Nr.	TU	U _{dd}		P _{tot} max	U _{dd}	U _{IL}	U _{IH}	I _{dd} typ	t _{TR} n _{styp}			t _{PD} n _{styp}		
				V max	V min			V max	V min		μA	Pin	↓	↑	Pin	↓					↑	V min			V max	mW		V	V max	V min	μA	Pin	↓
CD4011 AE	Rca	14-dil-1	I	-0.5	+15	200	5 10	*1.5 *3	*1.5 *3	5n 5n	Q Q	75 50	75 40	E→Q E→Q	50 25	50 25	CD4011 BMD	Nsc	14-dil-5	M	-0.5	+18	500	5 10 15	1.5 3 4	3.5 7 11	4n 5n 6n	Q Q Q	90 50 40	90 50 40	E→Q E→Q E→Q	120 50 30	85 40 30
CD4011 AF	Rca	14-dil-4	M	-0.5	+15	200	5 10	*1.5 *3	*1.5 *3	1n 1n	Q Q	75 50	75 40	E→Q E→Q	50 25	50 25	CD4011 BMJ	Nsc	14-dil-4	M	-0.5	+18	500	5 10 15	1.5 3 4	3.5 7 11	4n 5n 6n	Q Q Q	90 50 40	90 50 40	E→Q E→Q E→Q	120 50 30	85 40 40
CD4011 AH	Rca	chip	M	-0.5	+15		5 10	*1.5 *3	*1.5 *3	1n 1n	Q Q	75 50	75 40	E→Q E→Q	50 25	50 25	CD4011 BMW	Nsc	14-flat-1	M	-0.5	+18		5 15	1.5 3 4	3.5 7 11	4n 5n 6n	Q Q Q	90 50 40	90 50 40	E→Q E→Q E→Q	120 50 30	85 40 40
CD4011 AK	Rca	14-flat-1	M	-0.5	+15	200	5 10	*1.5 *3	*1.5 *3	1n 1n	Q Q	75 50	75 40	E→Q E→Q	50 25	50 25	CD4011 CJ	Nsc	14-dil-4	I	+3	+15	500	5 10	*1.5 *3	*1.5 *3	5n 5n	Q Q	65 35	65 35	E→Q E→Q	35 25	35 25
CD4011 BCJ	Nsc	14-dil-4	I	-0.5	+18	500	5 10 15	1.5 3 4	3.5 7 11	4n 5n 6n	Q Q Q	90 50 40	90 50 40	E→Q E→Q E→Q	120 50 35	110 50 35	CD4011 CN	Nsc	14-dil-1	I	+3	+15	500	5 10	*1.5 *3	*1.5 *3	5n 5n	Q Q	65 35	65 35	E→Q E→Q	35 25	35 25
CD4011 BCM	Nsc	14-mic-1	I	-0.5	+18	500	5 10 15	1.5 3 4	3.5 7 11	4n 5n 6n	Q Q Q	90 50 40	90 50 40	E→Q E→Q E→Q	120 50 35	85 40 30	CD4011 MD	Nsc	14-dil-5	M	+3	+15	500	5 10	*1.5 *3	*1.5 *3	1n 1n	Q Q	65 35	65 35	E→Q E→Q	35 25	35 25
CD4011 BCN	Nsc	14-dil-1	I	-0.5	+18	700	5 10 15	1.5 3 4	3.5 7 11	4n 5n 6n	Q Q Q	90 50 40	90 50 40	E→Q E→Q E→Q	120 50 35	85 40 30	CD4011 MJ	Nsc	14-dil-4	M	+3	+15	500	5 10	*1.5 *3	*1.5 *3	1n 1n	Q Q	65 35	65 35	E→Q E→Q	35 25	35 25
CD4011 BD	Rca	14-dil-5	M	-0.5	+20	200	5 10 15	1.5 3 4	3.5 7 11	10n 10n 10n	Q Q Q	100 50 40	100 60 40	E→Q E→Q E→Q	125 60 45	125 60 45	CD4011 MW	Nsc	14-flat-1	M	+3	+15		5 10	*1.5 *3	*1.5 *3	1n 1n	Q Q	65 35	65 35	E→Q E→Q	35 25	35 25
CD4011 BE	Rca	14-dil-1	I	-0.5	+20	200	5 10 15	1.5 3 4	3.5 7 11	10n 10n 10n	Q Q Q	100 50 40	100 60 40	E→Q E→Q E→Q	125 60 45	125 60 45	CD4011 UBD	Rca	14-dil-5	M	-0.5	+20	200	5 10 15	1 2 2.5	4 8 12.5	10n 10n 10n	Q Q Q	100 50 40	100 50 40	E→Q E→Q E→Q	60 30 25	60 30 25
CD4011 BF	Rca	14-dil-4	M	-0.5	+20	200	5 10 15	1.5 3 4	3.5 7 11	10n 10n 10n	Q Q Q	100 50 40	100 60 40	E→Q E→Q E→Q	125 60 45	125 60 45	CD4011 UBE	Rca	14-dil-1	I	-0.5	+20	200	5 10 15	1 2 2.5	4 8 12.5	10n 10n 10n	Q Q Q	100 50 40	100 50 40	E→Q E→Q E→Q	60 30 25	60 30 25
CD4011 BH	Rca	chip	M	-0.5	+20		5 10 15	1.5 3 4	3.5 7 11	10n 10n 10n	Q Q Q	100 50 40	100 60 40	E→Q E→Q E→Q	125 60 45	125 60 45	CD4011 UBF	Rca	14-dil-4	M	-0.5	+20	200	5 10 15	1 2 2.5	4 8 12.5	10n 10n 10n	Q Q Q	100 50 40	100 50 40	E→Q E→Q E→Q	60 30 25	60 30 25
CD4011 BK	Rca	14-flat-1	M	-0.5	+20	200	5 10 15	1.5 3 4	3.5 7 11	10n 10n 10n	Q Q Q	100 50 40	100 60 40	E→Q E→Q E→Q	125 60 45	125 60 45	CD4011 UBH	Rca	chip	M	-0.5	+20		5 10 15	1 2 2.5	4 8 12.5	10n 10n 10n	Q Q Q	100 50 40	100 50 40	E→Q E→Q E→Q	60 30 25	60 30 25
																CD4011 UBK	Rca	14-flat-1	M	-0.5	+20	200	5 10 15	1 2 2.5	4 8 12.5	10n 10n 10n	Q Q Q	100 50 40	100 50 40	E→Q E→Q E→Q	60 30 25	60 30 25	

4011			Range Data				Identification Data							4011			Range Data				Identification Data												
Type	Man	B Sec. 3 Pins- Art-Nr.	TU	U _{dd}		P _{tot} max mW	U _{dd}			I _{dd} typ μA	t _{TR} n _{styp}			t _{PD} n _{styp}			Type	Man	B Sec. 3 Pins- Art-Nr.	TU	U _{dd}		P _{tot} max mW	U _{dd}			I _{dd} typ μA	t _{TR} n _{styp}			t _{PD} n _{styp}		
				V min	V max		V max	U _{IL} UNL	U _{IH} UNH		Pin	↓	↑	Pin	↓	↑					V min	V max		V max	U _{IL} UNL	U _{IH} UNH		Pin	↓	↑	Pin	↓	↑
MC 14011 UB _{CP}	Mot	14-dil-1	I	-0.5	+18	500	5 10 15	1 2 2.5	4 8 12.5	0.5n 1n 1.5n	Q Q Q	100 50 40	180 90 65	E→Q E→Q E→Q	90 50 40	90 50 40	4011 BFM	Fch	14-flat-2	M	-0.5	+18	400	5 10 15	1.5 3 4	3.5 7 11	0.25 (0.5 (1	Q Q Q	67 25 17	76 37 27	E→Q E→Q E→Q	85 31 20	73 33 24
MN 4011 B	Mal		I	-0.5	+20	200	5 15	1.5 4	3.5 11		Q Q	100 40	100 40	E→Q E→Q	125 45	125 45	4011 BPC	Fch	14-dil-1	I	-0.5	+18	400	5 10 15	1.5 3 4	3.5 7 11	(1 (2 (4	Q Q Q	67 25 17	76 37 27	E→Q E→Q E→Q	85 31 20	73 33 24
MSM 4011 B	Oki		I	-0.5	+20	200	5 15	1.5 4	3.5 11		Q Q	100 40	100 40	E→Q E→Q	125 45	125 45	4011 DIE1	Sgs	chip	I	-0.5	+18	200	5 10 15	1.5 3 4	3.5 7 11	10n 10n 10n	Q Q Q	100 50 40	100 50 40	E→Q E→Q E→Q	125 60 45	125 80 45
NJU 4011 B	Njr		I	-0.5	+20	200	5 15	1.5 4	3.5 11		Q Q	100 40	100 40	E→Q E→Q	125 45	125 45	μPD 4011 BC	Nec	14-dil-1	I	-0.5	+20	200	5 10 15	1.5 3 4	3.5 7 11	5n 10n 15n	Q Q Q	100 50 40	100 50 40	E→Q E→Q E→Q	125 50 40	125 50 40
SCL 4011 B	Spr		I	-0.5	+20	200	5 15	1.5 4	3.5 11		Q Q	100 40	100 40	E→Q E→Q	125 45	125 45	μPD 4011 BG	Nec	14-mic-3	I	-0.5	+20	200	5 10 15	1.5 3 4	3.5 7 11	5n 10n 15n	Q Q Q	100 50 40	100 50 40	E→Q E→Q E→Q	125 50 40	125 50 40
SCL 4011 UB	Spr		I	-0.5	+20	200	5 15	1 2.5	4 12.5		Q Q	100 40	100 40	E→Q E→Q	60 25	60 25																	
TC 4011 BF	Tos	14-mic-3	I	-0.5	+20	180	5 10 15	1.5 3 4	3.5 7 11	1n 1n 2n	Q Q Q	100 50 40	130 65 50	E→Q E→Q E→Q	125 60 45	150 70 60																	
TC 4011 BP	Tos	14-dil-2	I	-0.5	+20	300	5 10 15	1.5 3 4	3.5 7 11	1n 1n 2n	Q Q Q	100 50 40	130 65 50	E→Q E→Q E→Q	125 60 45	150 70 60																	
TC 4011 BUP	Tos	14-dil-1	I	-0.5	+20	300	5 10 15	1 2 3	4 8 12	1n 1n 2n	Q Q Q	100 50 40	130 65 50	E→Q E→Q E→Q	100 50 40	100 50 40																	
V 4011 D	Mkm	14-dil-1	I	-0.5	+18	300	5 10 15	1.5 3 4	3.5 7 11	7.5 15 30	Q Q Q	(200 (100 (80	(200 (100 (80	E→Q E→Q E→Q	(150 (75 (60	(150 (75 (60																	
4011 BDC	Fch	14-dil-4	I	-0.5	+18	400	5 10 15	1.5 3 4	3.5 7 11	(1 (2 (4	Q Q Q	67 25 17	76 37 27	E→Q E→Q E→Q	85 31 20	73 33 24																	
4011 BDM	Fch	14-dil-4	M	-0.5	+18	400	5 10 15	1.5 3 4	3.5 7 11	(0.25 (0.5 (1	Q Q Q	67 25 17	76 37 27	E→Q E→Q E→Q	85 31 20	73 33 24																	
4011 BFC	Fch	14-flat-2	I	-0.5	+18	400	5 10 15	1.5 3 4	3.5 7 11	(1 (2 (4	Q Q Q	67 25 17	76 37 27	E→Q E→Q E→Q	85 31 20	73 33 24																	

4012		Dual 4-Input NAND Gate						4012			Range Data			Identification Data					
Type	Man	B Sec. 3 Pins- Art-Nr.	T _U	U _{dd}		P _{tot} max mW	U _{dd} V	U _{IL}	U _{IH}	I _{dd} typ μA	t _{TR} ns _{typ}		t _{PD} ns _{typ}						
				V min	V max			V max	V min		Pin ↓	↑	Pin ↓	↑					
CD 4012 AF	Rca	14-dil-4	M	-0.5	+15	200	5 10	*1.5 *3	*1.5 *3	1n 1n	Q Q	250 125	75 40	E-Q E-Q	100 50	50 25			
CD 4012 AH	Rca	chip	M	-0.5	+15		5 10	*1.5 *3	*1.5 *3	1n 1n	Q Q	250 125	75 40	E-Q E-Q	100 50	50 25			
CD 4012 AK	Rca	14-flat-1	M	-0.5	+15	200	5 10	*1.5 *3	*1.5 *3	1n 1n	Q Q	250 125	75 40	E-Q E-Q	100 50	50 25			
CD 4012 BCJ	Nsc	14-dil-4	I	-0.5	+18	500	5 10 15	1.5 3 4	3.5 7 11	4n 5n 6n	Q Q	100 50 40	100 50 40	E-Q E-Q E-Q	125 60 45	125 60 45			
CD 4012 BCN	Nsc	14-dil-1	I	-0.5	+18	500	5 10 15	1.5 3 4	3.5 7 11	4n 5n 6n	Q Q	100 50 40	100 50 40	E-Q E-Q E-Q	125 60 45	125 60 45			
CD 4012 BD	Rca	14-dil-5	M	-0.5	+20	200	5 10 15	1.5 3 4	3.5 7 11	10n 10n 10n	Q Q	100 50 40	100 50 40	E-Q E-Q E-Q	125 60 45	125 60 45			
CD 4012 BE	Rca	14-dil-1	I	-0.5	+20	200	5 10 15	1.5 3 4	3.5 7 11	10n 10n 10n	Q Q	100 50 40	100 50 40	E-Q E-Q E-Q	125 60 45	125 60 45			
CD 4012 BF	Rca	14-dil-4	M	-0.5	+20	200	5 10 15	1.5 3 4	3.5 7 11	10n 10n 10n	Q Q	100 50 40	100 50 40	E-Q E-Q E-Q	125 60 45	125 60 45			
CD 4012 BH	Rca	chip	M	-0.5	+20		5 10 15	1.5 3 4	3.5 7 11	10n 10n 10n	Q Q	100 50 40	100 50 40	E-Q E-Q E-Q	125 60 45	125 60 45			
CD 4012 BK	Rca	14-flat-1	M	-0.5	+20	200	5 10 15	1.5 3 4	3.5 7 11	10n 10n 10n	Q Q	100 50 40	100 50 40	E-Q E-Q E-Q	125 60 45	125 60 45			
CD 4012 BMD	Nsc	14-dil-5	M	-0.5	+18	500	5 10 15	1.5 3 4	3.5 7 11	4n 5n 6n	Q Q	100 50 40	100 50 40	E-Q E-Q E-Q	125 60 45	125 60 45			
CD 4012 BMJ	Nsc	14-dil-4	M	-0.5	+18	700	5 10 15	1.5 3 4	3.5 7 11	4n 5n 6n	Q Q	100 50 40	100 50 40	E-Q E-Q E-Q	125 60 45	125 60 45			

Inputs		Outp.		
A	B	C	D	Q
L	X	X	X	H
X	L	X	X	H
X	X	L	X	H
X	X	X	L	H
H	H	H	H	L

4012		Range Data			Identification Data											
Type	Man	B Sec. 3 Pins- Art-Nr.	T _U	U _{dd}		P _{tot} max mW	U _{dd} V	U _{IL}	U _{IH}	I _{dd} typ μA	t _{TR} ns _{typ}		t _{PD} ns _{typ}			
				V min	V max			V max	V min		Pin ↓	↑	Pin ↓	↑		
CD 4012 AD	Rca	14-dil-5	M	-0.5	+15	200	5 10	*1.5 *3	*1.5 *3	1n 1n	Q Q	250 125	75 40	E-Q E-Q	100 50	50 25
CD 4012 AE	Rca	14-dil-1	I	-0.5	+15	200	5 10	*1.5 *3	*1.5 *3	5n 5n	Q Q	250 125	75 40	E-Q E-Q	100 50	50 25

4012				Range Data			Identification Data							4012				Range Data			Identification Data													
Type	Man	B Sec. 3 Pins- Art-Nr.	TU	U _{dd}		P _{tot} max	U _{dd}	U _{IL}	U _{IH}	I _{dd} typ	t _{TR}			t _{PD}			Type	Man	B Sec. 3 Pins- Art-Nr.	TU	U _{dd}		P _{tot} max	U _{dd}	U _{IL}	U _{IH}	I _{dd} typ	t _{TR}			t _{PD}			
				V min	V max			V max	V min		μA	Pin	↓	↑	Pin → Pin	↓					↑	V min			V max	V max		V min	μA	Pin	↓	↑	Pin → Pin	↓
MC14012 BCL	Mot	14-dil-4	I	-0.5	+18	500	5 10 15	1.5 3 4	3.5 7 11	0.5n 1n 1.5n	Q	100 50 40	100 50 40	E-Q E-Q E-Q	160 65 50	160 65 50	4012 BDM	Fch	14-dil-4	M	-0.5	+18	400	5 10 15	1.5 3 4	3.5 7 11	(0.25 (0.5 (1	Q	67 25 17	76 37 27	E-Q E-Q E-Q	85 31 20	73* 33 24	
MC14012 BCP	Mot	14-dil-1	I	-0.5	+18	500	5 10 15	1.5 3 4	3.5 7 11	0.5n 1n 1.5n	Q	100 50 40	100 50 40	E-Q E-Q E-Q	160 65 50	160 65 50	4012 BFC	Fch	14-flat-2	I	-0.5	+18	400	5 10 15	1.5 3 4	3.5 7 11	(1 (2 (4	Q	67 25 17	76 37 27	E-Q E-Q E-Q	85 31 20	73 33 24	
MC14012 UBAL	Mot	14-dil-4	M	-0.5	+18	500	5 10 15	1 2 2.5	4 8 12.5	0.5n 1n 1.5n	Q	100 50 40	180 90 65	E-Q E-Q E-Q	90 50 40	90 50 40	4012 BFM	Fch	14-flat-2	M	-0.5	+18	400	5 10 15	1.5 3 4	3.5 7 11	(0.25 (0.5 (1	Q	67 25 17	76 37 27	E-Q E-Q E-Q	85 31 20	73 33 24	
MC14012 UBCL	Mot	14-dil-4	I	-0.5	+18	500	5 10 15	1 2 2.5	4 8 12.5	0.5n 1n 1.5n	Q	100 50 40	180 90 65	E-Q E-Q E-Q	90 50 40	90 50 40	4012 BPC	Fch	14-dil-1	I	-0.5	+18	400	5 10 15	1.5 3 4	3.5 7 11	(1 (2 (4	Q	67 25 17	76 37 27	E-Q E-Q E-Q	85 31 20	73 33 24	
MC14012 UBPC	Mot	14-dil-1	I	-0.5	+18	500	5 10 15	1 2 2.5	4 8 12.5	0.5n 1n 1.5n	Q	100 50 40	180 90 65	E-Q E-Q E-Q	90 50 40	90 50 40	4012 DIE1	Sgs	chip	I	-0.5	+18	200	5 10 15	1.5 3 4	3.5 7 11	10n Q 10n	Q	100 50 40	100 50 40	E-Q E-Q E-Q	125 60 45	125 60 45	
MN4012 B	Mat		I	-0.5	+20	200	5 15	1.5 4	3.5 11		Q	100 40	100 40	E-Q E-Q	125 45	125 45	μPD 4012 BC	Nec	14-dil-1	I	-0.5	+20	200	5 10 15	1.5 3 4	3.5 7 11	5n 10n 15n	Q	100 50 40	100 50 40	E-Q E-Q E-Q	120 70 60	120 70 60	
MSM4012 B	OkI		I	-0.5	+20	200	5 15	1.5 4	3.5 11		Q	100 40	100 40	E-Q E-Q	125 45	125 45	μPD 4012 BG	Nec	14-mic-3	I	-0.5	+20	200	5 10 15	1.5 3 4	3.5 7 11	5n 10n 15n	Q	100 50 40	100 50 40	E-Q E-Q E-Q	120 70 60	120 70 60	
SCL4012 B	Spr		I	-0.5	+20	200	5 15	1.5 4	3.5 11		Q	100 40	100 40	E-Q E-Q	125 45	125 45																		
TC4012 BF	Tos	14-mic-3	I	-0.5	+20	180	5 10 15	1.5 3 4	3.5 7 11	1n 1n 2n	Q	80 50 40	80 50 40	E-Q E-Q E-Q	95 45 30	95 45 30																		
TC4012 BP	Tos	14-dil-2	I	-0.5	+20	300	5 10 15	1.5 3 4	3.5 7 11	1n 1n 2n	Q	80 50 40	80 50 40	E-Q E-Q E-Q	95 45 30	95 45 30																		
V4012 D	Mkm	14-dil-1	I	-0.5	+18	300	5 10 15	1.5 3 4	3.5 7 11	7.5 Q 30	Q	(200 (100 (80	(200 (100 (80	E-Q E-Q E-Q	(170 (65 (60	(170 (65 (60																		
4012 BDC	Fch	14-dil-4	I	-0.5	+18	400	5 10 15	1.5 3 4	3.5 7 11	(1 (2 (4	Q	67 25 17	76 37 27	E-Q E-Q E-Q	85 31 20	73 33 24																		

4013		Dual D Flip-Flop		4013		Range Data			Identification Data															
Type	Man	B Sec. 3 Pins-Art-Nr.	T _U	U _{dd}		P _{tot} max	U _{dd}	U _{IL} * U _{NL} U _{IH} * U _{NH}		I _{dd} typ	t _{TR} nstyp		t _{PD} nstyp											
				V min	V max			mW	V		V max	V min	μA	Pin	↓	↑	Pin	↓	↑					
				CD4013AD	Rca	14-dil-5	M	-0,5	+15	200	5	10	*1,5 *3	*1,5 *3	5n	Q	75	75	T→Q	150	150	T→Q	75	75
				CD4013AE	Rca	14-dil-1	I	-0,5	+15	200	5	10	*1,5 *3	*1,5 *3	10n	Q	75	75	T→Q	150	150	T→Q	75	75
				CD4013AF	Rca	14-dil-4	M	-0,5	+15	200	5	10	*1,5 *3	*1,5 *3	5n	Q	75	75	T→Q	150	150	T→Q	75	75
				CD4013AH	Rca	chip	M	-0,5	+15		5	10	*1,5 *3	*1,5 *3	5n	Q	75	75	T→Q	150	150	T→Q	75	75
				CD4013AK	Rca	14-flat-1	M	-0,5	+15	200	5	10	*1,5 *3	*1,5 *3	5n	Q	75	75	T→Q	150	150	T→Q	75	75
				CD4013BCJ	Nsc	14-dil-4	I	-0,5	+18	500	5	15	1,5	3,5	(8	Q	100	100	T→Q	200	200	T→Q	80	80
				CD4013BCN	Nsc	14-dil-1	I	-0,5	+18	700	5	15	1,5	3,5	(4	Q	100	100	T→Q	200	200	T→Q	80	80
				CD4013BD	Rca	14-dil-5	M	-0,5	+20	200	5	15	1,5	3,5	20n	Q	100	100	T→Q	150	150	T→Q	65	65
				CD4013BE	Rca	14-dil-1	I	-0,5	+20	200	5	15	1,5	3,5	20n	Q	100	100	T→Q	150	150	T→Q	65	65
				CD4013BF	Rca	14-dil-4	M	-0,5	+20	200	5	15	1,5	3,5	20n	Q	100	100	T→Q	150	150	T→Q	65	65
				CD4013BH	Rca	chip	M	-0,5	+20		5	15	1,5	3,5	20n	Q	100	100	T→Q	150	150	T→Q	65	65
				CD4013BK	Rca	14-flat-1	M	-0,5	+20	200	5	15	1,5	3,5	20n	Q	100	100	T→Q	150	150	T→Q	65	65
				CD4013BMD	Nsc	14-dil-5	M	-0,5	+18	500	5	15	1,5	3,5	(1	Q	100	100	T→Q	200	200	T→Q	80	80

Inputs		Outp.	
T	D R S	Q	Q̄
L	L L L	L	H
L	H L L	H	L
L	X L L	Q	Q̄
X	X H L	L	H
X	X L H	H	L
X	X H H	H	H

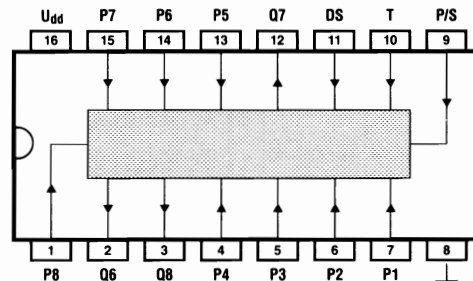
4013		Range Data		Identification Data																	
Type	Man	B Sec. 3 Pins-Art-Nr.	T _U	U _{dd}		P _{tot} max	U _{dd}	U _{IL} * U _{NL} U _{IH} * U _{NH}		I _{dd} typ	t _{TR} nstyp		t _{PD} nstyp								
				V min	V max			mW	V		V max	V min	μA	Pin	↓	↑	Pin	↓	↑		
BU 4013 B	Toy		I	-0,5	+20	200	5	15	1,5	3,5	4	11	Q	100	100	T→Q	150	150	T→Q	45	45

4013			Range Data				Identification Data						4013			Range Data				Identification Data																
Type	Man	B Sec. 3 Pins- Art-Nr.	TU	U _{dd}	P _{tot} max	U _{dd}	U _{IL}	U _{IH}	I _{dd} typ	t _{TR}			t _{PD}			Type	Man	B Sec. 3 Pins- Art-Nr.	TU	U _{dd}	P _{tot} max	U _{dd}	U _{IL}	U _{IH}	I _{dd} typ	t _{TR}			t _{PD}							
										V	V	Pin	↓	↑	↓											↑	V	V	Pin	↓	↑	V	V	Pin	↓	↑
										min	max	mW	V	V _{max}	V _{min}											μA	Pin	↓	↑	Pin	↓	↑	V	V _{max}	V _{min}	μA
CD 4013 BMJ	Nsc	14-dil-4	M	-0.5 + 18	700	5	1.5	3.5	(1	Q	100	100	T→Q	200	200	HEF 4013 BP	Val	14-dil-1	I	-0.5 + 18	500	5	1.5	3.5	(4	Q	60	60	T→Q	110	95					
						10	3	7	(2	Q	50	50	T→Q	80	80										10	3	7	(8	Q	30	30	T→Q	45	40		
						15	4	11	(4	Q	40	40	T→Q	65	65										15	4	11	(16	Q	20	20	T→Q	30	30		
CD 4013 BMW	Nsc	14-flat-1	M	-0.5 + 18	700	5	1.5	3.5	(1	Q	100	100	T→Q	200	200	HEF 4013 BT	Val	14-mic-1	I	-0.5 + 18	400	5	1.5	3.5	(4	Q	60	60	T→Q	110	95					
						10	3	7	(2	Q	50	50	T→Q	80	80										10	3	7	(8	Q	30	30	T→Q	45	40		
						15	4	11	(4	Q	40	40	T→Q	65	65										15	4	11	(16	Q	20	20	T→Q	30	30		
CD 4013 CM	Nsc	14-mic-1	I	-0.5 + 18	500	5	1.5	3.5	(4	Q	100	100	T→Q	200	200	LC 4013 B	Say		I	-0.5 + 20	200	5	1.5	3.5	(8	Q	100	100	T→Q	150	150					
						10	3	7	(8	Q	50	50	T→Q	80	80									15	4	11	(8	Q	40	40	T→Q	45	45			
						15	4	11	(16	Q	40	40	T→Q	65	65	M 4013 BP	Mit		I	-0.5 + 20	200	5	1.5	3.5	(16	Q	100	100	T→Q	150	150					
HCC 4013 BD	Sgs	14-dil-5	M	-0.5 + 20	200	5	1.5	3.5	20n	Q	100	100	T→Q	150	150	MB 84013 B	Ful		I	-0.5 + 20	200	5	1.5	3.5	20n	Q	100	100	T→Q	150	150					
						10	3	7	20n	Q	50	50	T→Q	85	85									15	4	11	20n	Q	40	40	T→Q	45	45			
						15	4	11	20n	Q	40	40	T→Q	45	45									15	4	11	20n	Q	40	40	T→Q	45	45			
HCC 4013 BF	Sgs	14-dil-4	M	-0.5 + 20	200	5	1.5	3.5	20n	Q	100	100	T→Q	150	150	MC 14013 BAL	Mot	14-dil-4	M	-0.5 + 18	500	5	1.5	3.5	20n	Q	100	100	T→Q	175	175					
						10	3	7	20n	Q	50	50	T→Q	85	85									10	3	7	4n	Q	50	50	T→Q	75	75			
						15	4	11	20n	Q	40	40	T→Q	45	45									15	4	11	6n	Q	40	40	T→Q	50	50			
HCC 4013 BK	Sgs	14-flat-1	M	-0.5 + 20	200	5	1.5	3.5	20n	Q	100	100	T→Q	150	150	MC 14013 BCL	Mot	14-dil-4	I	-0.5 + 18	500	5	1.5	3.5	20n	Q	100	100	T→Q	175	175					
						10	3	7	20n	Q	50	50	T→Q	85	85									10	3	7	4n	Q	50	50	T→Q	75	75			
						15	4	11	20n	Q	40	40	T→Q	45	45									15	4	11	6n	Q	40	40	T→Q	50	50			
HCF 4013 BE	Sgs	14-dil-1	I	-0.5 + 18	200	5	1.5	3.5	20n	Q	100	100	T→Q	150	150	MC 14013 BCP	Mot	14-dil-1	I	-0.5 + 18	500	5	1.5	3.5	20n	Q	100	100	T→Q	175	175					
						10	3	7	20n	Q	50	50	T→Q	85	85									10	3	7	4n	Q	50	50	T→Q	75	75			
						15	4	11	20n	Q	40	40	T→Q	45	45									15	4	11	6n	Q	40	40	T→Q	50	50			
HCF 4013 BF	Sgs	14-dil-4	I	-0.5 + 18	200	5	1.5	3.5	20n	Q	100	100	T→Q	150	150	MN 4013 B	Mat		I	-0.5 + 20	200	5	1.5	3.5	20n	Q	100	100	T→Q	150	150					
						10	3	7	20n	Q	50	50	T→Q	85	85									10	3	7	20n	Q	100	100	T→Q	150	150			
						15	4	11	20n	Q	40	40	T→Q	45	45									15	4	11	20n	Q	40	40	T→Q	45	45			
HCF 4013 BM	Sgs	14-mic-1	I	-0.5 + 18	200	5	1.5	3.5	20n	Q	100	100	T→Q	150	150	MSM 4013 B	Oki		I	-0.5 + 20	200	5	1.5	3.5	20n	Q	100	100	T→Q	150	150					
						10	3	7	20n	Q	50	50	T→Q	85	85									10	3	7	20n	Q	40	40	T→Q	45	45			
						15	4	11	20n	Q	40	40	T→Q	45	45									15	4	11	20n	Q	40	40	T→Q	45	45			
HD 14013 B	Hit		I	-0.5 + 20	200	5	1.5	3.5		Q	100	100	T→Q	150	150	NJU 4013 B	Njr		I	-0.5 + 20	200	5	1.5	3.5		Q	100	100	T→Q	150	150					
						15	4	11		Q	40	40	T→Q	45	45									15	4	11		Q	40	40	T→Q	45	45			
HEF 4013 B	Sig		I	-0.5 + 20	200	5	1.5	3.5		Q	100	100	T→Q	150	150	SCL 4013 B	Spr		I	-0.5 + 20	200	5	1.5	3.5		Q	100	100	T→Q	150	150					
						15	4	11		Q	40	40	T→Q	45	45									15	4	11		Q	40	40	T→Q	45	45			
HEF 4013 BD	Val	14-dil-4	I	-0.5 + 18	500	5	1.5	3.5	(4	Q	60	60	T→Q	110	95	TC 4013 BF	Tos	14-mic-3	I	-0.5 + 20	180	5	1.5	3.5	(4	Q	100	130	T→Q	250	250					
						10	3	7	(8	Q	30	30	T→Q	45	40									10	3	7	4n	Q	50	65	T→Q	120	120			
						15	4	11	(16	Q	20	20	T→Q	30	30									15	4	11	8n	Q	40	50	T→Q	80	80			

4013			Range Data			Identification Data										
Type	Man	B Sec. 3 Pins- Art-Nr.	TU	U _{dd}		P _{tot} max	U _{dd}	U _{IL} U _{IH}		I _{dd} typ	t _{TR}			t _{PD}		
				V min	V max			V max	V min		μA	Pin	↓	↑	Pin Pin	↓
TC4013BP	Tos	14-dil-1	I	-0.5	+20	300	5	1.5	3.5	2n	Q	100	130	T-Q	250	250
							10	3	7	4n	Q	50	65	T-Q	120	120
							15	4	11	8n	Q	40	50	T-Q	80	80
V4013D	Mkm	14-dil-1	I	-0.5	+18	300	5	1.5	3.5	30	Q	(200	(200	T-Q	(300	(300
							10	3	7	60	Q	(100	(100	T-Q	(130	(130
							15	4	11	120	Q	(80	(80	T-Q	(90	(90
4013BDC	Fch	14-dil-4	I	-0.5	+18	400	5	1.5	3.5	(4	Q	60	60	T-Q	95	95
							10	3	7	(8	Q	30	30	T-Q	38	38
							15	4	11	(16	Q	20	20	T-Q	29	29
4013BDM	Fch	14-dil-4	M	-0.5	+18	400	5	1.5	3.5	(1	Q	60	60	T-Q	95	95
							10	3	7	(2	Q	30	30	T-Q	38	38
							15	4	11	(4	Q	20	20	T-Q	29	29
4013BFC	Fch	14-flat-2	I	-0.5	+18	400	5	1.5	3.5	(4	Q	60	60	T-Q	95	95
							10	3	7	(8	Q	30	30	T-Q	38	38
							15	4	11	(16	Q	20	20	T-Q	29	29
4013BFM	Fch	14-flat-2	M	-0.5	+18	400	5	1.5	3.5	(1	Q	60	60	T-Q	95	95
							10	3	7	(2	Q	30	30	T-Q	38	38
							15	4	11	(4	Q	20	20	T-Q	29	29
4013BPC	Fch	14-dil-1	I	-0.5	+18	400	5	1.5	3.5	(4	Q	60	60	T-Q	95	95
							10	3	7	(8	Q	30	30	T-Q	38	38
							15	4	11	(16	Q	20	20	T-Q	29	29
4013DIE1	Sgs	chip	I	-0.5	+18	200	5	1.5	3.5	20n	Q	100	100	T-Q	150	150
							10	3	7	20n	Q	50	50	T-Q	65	65
							15	4	11	20n	Q	40	40	T-Q	45	45
μPD4013BC	Nec	14-dil-1	I	-0.5	+20	200	5	1.5	3.5	2n	Q	100	100	T-Q	175	175
							10	3	7	4n	Q	50	50	T-Q	75	75
							15	4	11	6n	Q	40	40	T-Q	50	50
μPD4013BG	Nec	14-mic-3	I	-0.5	+20	200	5	1.5	3.5	2n	Q	100	100	T-Q	175	175
							10	3	7	4n	Q	50	50	T-Q	75	75
							15	4	11	6n	Q	40	40	T-Q	50	50

4014

8-Bit Static Shift Register, Synchronous



Inputs		Outputs		
t =	T DS P/S Pn	Q6 t = n+6	Q7 t = n+7	Q8 t = n+8
n	┌ L L X	L	?	?
n+1	┌ H L X	H	L	?
n+2	┌ L L X	L	H	L
n+3	┌ H L X	H	L	H
	┌ X L X	Q6	Q7	Q8

Inputs				Outp.
T	DS	P/S	Pn	Qn
┌	X	H	L	L
┌	X	H	H	H

P1...P8 = Parallel in, Q6...Q8 = Seriell out, P/S = Par./Ser.

4014				Range Data			Identification Data								4014				Range Data			Identification Data									
Type	Man	B Sec. 3 Pins- Art-Nr.	TU	Udd	Ptot max	Udd	U _I UNL	U _{IH} UNH	I _{dd} typ	t _{TR} nstype	t _{PD} nstype				Type	Man	B Sec. 3 Pins- Art-Nr.	TU	Udd	Ptot max	Udd	U _I UNL	U _{IH} UNH	I _{dd} typ	t _{TR} nstype	t _{PD} nstype					
											V min	V max	mW	V												V max	V min	μA	Pin	↓	↑
CD 4014 AD	Rca	16-dil-5	M	-0,5 +15	200	5	*1,5 *3	*1,5 *3	0,5 1	Q Q	150 75	150 75	T→Q T→Q	300 100	300 100	CD 4014 BMD	Nsc	16-dil-5	M	-0,5 +18	500	5	1,5 3	3,5 7	(10n 20n 30n)	Q Q Q	100 50 40	100 50 40	T→Q T→Q T→Q	200 80 60	200 80 60
CD 4014 AE	Rca	16-dil-1	I	-0,5 +15	200	5	*1,5 *3	*1,5 *3	0,5 1	Q Q	150 75	150 75	T→Q T→Q	300 100	300 100	CD 4014 BMJ	Nsc	16-dil-4	M	-0,5 +18	700	5	1,5 3	3,5 7	0,1 0,2 0,3	Q Q Q	100 50 40	100 50 40	T→Q T→Q T→Q	200 80 60	200 80 60
CD 4014 AF	Rca	16-dil-4	M	-0,5 +15	200	5	*1,5 *3	*1,5 *3	0,5 1	Q Q	150 75	150 75	T→Q T→Q	300 100	300 100	CD 4014 BMW	Nsc	16-flat-1	M	-0,5 +18	700	5	1,5 3	3,5 7	0,1 0,2 0,3	Q Q Q	100 50 40	100 50 40	T→Q T→Q T→Q	200 80 60	200 80 60
CD 4014 AH	Rca	chip	M	-0,5 +15	5	10	*1,5 *3	*1,5 *3	0,5 1	Q Q	150 75	150 75	T→Q T→Q	300 100	300 100	CD 4014 CD	Rca	16-dil-5	M	-0,5 +20	200	5	1,5 3	3,5 7	40n 40n 40n	Q Q Q	100 50 40	100 50 40	T→Q T→Q T→Q	200 80 60	200 80 60
CD 4014 AK	Rca	16-flat-1	M	-0,5 +15	5	10	*1,5 *3	*1,5 *3	0,5 1	Q Q	150 75	150 75	T→Q T→Q	300 100	300 100	HCC 4014 BD	Sgs	16-dil-5	M	-0,5 +20	200	5	1,5 3	3,5 7	40n 40n 40n	Q Q Q	100 50 40	100 50 40	T→Q T→Q T→Q	160 80 60	160 80 60
CD 4014 BCJ	Nsc	16-dil-4	I	-0,5 +18	500	5	1,5 3 7	3,5 7 11	(10n 20n 30n)	Q	100 50 40	100 50 40	T→Q T→Q T→Q	200 80 60	200 80 60	HCC 4014 BF	Sgs	16-dil-4	M	-0,5 +20	200	5	1,5 3	3,5 7	40n 40n 40n	Q Q Q	100 50 40	100 50 40	T→Q T→Q T→Q	160 80 60	160 80 60
CD 4014 BCM	Nsc	16-mic-1	I	-0,5 +18	500	5	1,5 3 7	3,5 7 11	0,1 0,2 0,3	Q Q Q	100 50 40	100 50 40	T→Q T→Q T→Q	200 80 60	200 80 60	HCC 4014 BK	Sgs	16-flat-1	M	-0,5 +20	200	5	1,5 3	3,5 7	40n 40n 40n	Q Q Q	100 50 40	100 50 40	T→Q T→Q T→Q	160 80 60	160 80 60
CD 4014 BCN	Nsc	16-dil-1	I	-0,5 +18	700	5	1,5 3 7	3,5 7 11	0,1 0,2 0,3	Q Q Q	100 50 40	100 50 40	T→Q T→Q T→Q	200 80 60	200 80 60	HCF 4014 BE	Sgs	16-dil-1	I	-0,5 +18	200	5	1,5 3	3,5 7	40n 40n 40n	Q Q Q	100 50 40	100 50 40	T→Q T→Q T→Q	160 80 60	160 80 60
CD 4014 BD	Rca	16-dil-5	M	-0,5 +20	200	5	1,5 3 7	3,5 7 11	40n 40n 40n	Q Q Q	100 50 40	100 50 40	T→Q T→Q T→Q	160 80 60	160 80 60	HCF 4014 BF	Sgs	16-dil-4	I	-0,5 +18	200	5	1,5 3	3,5 7	40n 40n 40n	Q Q Q	100 50 40	100 50 40	T→Q T→Q T→Q	160 80 60	160 80 60
CD 4014 BE	Rca	16-dil-1	I	-0,5 +20	200	5	1,5 3 7	3,5 7 11	40n 40n 40n	Q Q Q	100 50 40	100 50 40	T→Q T→Q T→Q	160 80 60	160 80 60	HD 14014 B	Hit	I	-0,5 +20	200	5	1,5 3	3,5 7	40n 40n 40n	Q Q Q	100 50 40	100 50 40	T→Q T→Q T→Q	160 80 60	160 80 60	
CD 4014 BF	Rca	16-dil-4	M	-0,5 +20	200	5	1,5 3 7	3,5 7 11	40n 40n 40n	Q Q Q	100 50 40	100 50 40	T→Q T→Q T→Q	160 80 60	160 80 60	HEF 4014 B	Sig	I	-0,5 +20	200	5	1,5 3	3,5 7	40n 40n 40n	Q Q Q	100 50 40	100 50 40	T→Q T→Q T→Q	160 80 60	160 80 60	
CD 4014 BH	Rca	chip	M	-0,5 +20	5	15	1,5 3 7	3,5 7 11	40n 40n 40n	Q Q Q	100 50 40	100 50 40	T→Q T→Q T→Q	160 80 60	160 80 60	HEF 4014 BD	Val	16-dil-4	I	-0,5 +18	500	5	1,5 3	3,5 7	(20 40 80)	Q Q Q	60 30 20	60 30 20	T→Q T→Q T→Q	130 55 40	115 50 40
CD 4014 BK	Rca	16-flat-1	M	-0,5 +20	200	5	1,5 3 7	3,5 7 11	40n 40n 40n	Q Q Q	100 50 40	100 50 40	T→Q T→Q T→Q	160 80 60	160 80 60																

4014			Range Data			Identification Data						4014			Range Data			Identification Data																			
Type	Man	B Sec. 3 Pins- Art-Nr.	TU	U _{dd}		P _{tot} max	U _{dd}	U _{IL} ·U _{NL}		U _{IH} ·U _{NH}		I _{dd} typ	I _{TR} n _{styp}			I _{PD} n _{styp}			Type	Man	B Sec. 3 Pins- Art-Nr.	TU	U _{dd}		P _{tot} max	U _{dd}	U _{IL} ·U _{NL}		U _{IH} ·U _{NH}		I _{dd} typ	I _{TR} n _{styp}			I _{PD} n _{styp}		
				V min	V max			V	V max	V min	μA		Pin	↓	↑	Pin → Pin	↓	↑					V min	V max			V	V max	V min	μA		Pin	↓	↑	Pin → Pin	↓	↑
HEF 4014 BP	Val	16-dil-1	I	-0.5	+18	500	5	1.5	3.5	(20 40 80)	Q Q Q	60 30 20	60 30 20	T-Q T-Q T-Q	130 55 40	115 50 40	4014 BDM	Fch	16-dil-4	M	-0.5	+18	400	5	1.5	3.5	(5 10 20)	Q Q Q	77 34 21	70 37 21	T-Q T-Q T-Q	165 68 47	129 57 41				
HEF 4014 BT	Val	16-mic-1	I	-0.5	+18	400	5	1.5	3.5	(20 40 80)	Q Q Q	60 30 20	60 30 20	T-Q T-Q T-Q	130 55 40	115 50 40	4014 BFC	Fch	16-flat-1	I	-0.5	+18	400	5	1.5	3.5	(20 40 80)	Q Q Q	77 34 21	70 37 21	T-Q T-Q T-Q	165 68 47	129 57 41				
MB 84014 B	Ful		I	-0.5	+20	200	5	1.5	3.5		Q	100	100	T-Q	160	160	4014 BFM	Fch	16-flat-1	M	-0.5	+18	400	5	1.5	3.5	(5 10 20)	Q Q Q	77 34 21	70 37 21	T-Q T-Q T-Q	165 68 47	129 57 41				
MC 14014 BAL	Mot	16-dil-4	M	-0.5	+18	500	5	1.5	3.5	5n 10n 15n	Q Q Q	100 50 40	100 170 170	T-Q T-Q T-Q	400 170 115	400 170 115	4014 BPC	Fch	16-dil-1	I	-0.5	+18	400	5	1.5	3.5	(20 40 80)	Q Q Q	77 34 21	70 37 21	T-Q T-Q T-Q	165 68 47	129 57 41				
MC 14014 BCL	Mot	16-dil-4	I	-0.5	+18	500	5	1.5	3.5	5n 10n 15n	Q Q Q	100 50 40	100 170 170	T-Q T-Q T-Q	400 170 115	400 170 115	4014 DIE1	Sgs	chip	I	-0.5	+18	200	5	1.5	3.5	40n 40n 40n	Q Q Q	100 50 40	100 50 40	T-Q T-Q T-Q	160, 80 60	160 80 60				
MC 14014 BCP	Mot	16-dil-1	I	-0.5	+18	500	5	1.5	3.5	5n 10n 15n	Q Q Q	100 50 40	100 170 170	T-Q T-Q T-Q	400 170 115	400 170 115	μPD 4014 BC	Nec	16-dil-2	I	-0.5	+20	200	5	1.5	3.5	5n 10n 15n	Q Q Q	100 50 40	100 50 40	T-Q T-Q T-Q	160, 170 115	160 170 115				
MN 4014 B	Mat		I	-0.5	+20	200	5	1.5	3.5		Q	100	100	T-Q	160	160																					
MSM 4014 B	OkI		I	-0.5	+20	200	5	1.5	3.5		Q	100	100	T-Q	160	160																					
NJU 4014 B	Njr		I	-0.5	+20	200	5	1.5	3.5		Q	100	100	T-Q	160	160																					
SCL 4014 B	Spr		I	-0.5	+20	200	5	1.5	3.5		Q	100	100	T-Q	160	160																					
TC 4014 BP	Tos	16-dil-2	I	-0.5	+20	300	5	1.5	3.5	5n 10n 15n	Q Q Q	80 50 40	80 50 40	T-Q T-Q T-Q	160 70 50	160 70 50																					
TP 4014 B	Tix		I	-0.5	+20	200	5	1.5	3.5		Q	100	100	T-Q	160	160																					
4014 BDC	Fch	16-dil-4	I	-0.5	+18	400	5	1.5	3.5	(20 40 80)	Q Q Q	77 34 21	70 37 21	T-Q T-Q T-Q	165 68 47	129 57 41																					

4015		Dual 4-Bit Static Shift Register				4015		Range Data			Identification Data					
Type	Man	B Sec. 3 Pins- Art-Nr.	TU	U _{dd}		P _{tot} max	U _{dd}	U _{IL} *U _{NL}	U _{IH} *U _{NH}	I _{dd} typ	t _{TR} ns _{typ}		t _{PD} ns _{typ}			
				V min	V max						mW	V	V max	V min	μA	Pin
CD4015AD	Rca	16-dil-5	M	-0.5	+15	200	5 10	*1.5 *3	*1.5 *3	0.5 1	Q Q	150 75	150 75	T-Q T-Q	300 100	300 100
CD4015AE	Rca	16-dil-1	I	-0.5	+15	200	5 10	*1.5 *3	*1.5 *3	0.5 1	Q Q	150 75	150 75	T-Q T-Q	300 100	300 100
CD4015AF	Rca	16-dil-4	M	-0.5	+15	200	5 10	*1.5 *3	*1.5 *3	0.5 1	Q Q	150 75	150 75	T-Q T-Q	300 100	300 100
CD4015AH	Rca	chip	M	-0.5	+15		5 10	*1.5 *3	*1.5 *3	0.5 1	Q Q	150 75	150 75	T-Q T-Q	300 100	300 100
CD4015AK	Rca	16-flat-1	M	-0.5	+15	200	5 10	*1.5 *3	*1.5 *3	0.5 1	Q Q	150 75	150 75	T-Q T-Q	300 100	300 100
CD4015BCJ	Nsc	16-dil-4	I	-0.5	+18	500	5 10 15	1.5 3 4	3.5 7 11	5n 10n 15n	Q Q Q	100 50 40	100 50 40	T-Q T-Q T-Q	230 80 60	230 80 60
CD4015BCM	Nsc	16-mic-1	I	-0.5	+18	500	5 10 15	1.5 3 4	3.5 7 11	5n 10n 15n	Q Q Q	100 50 40	100 50 40	T-Q T-Q T-Q	230 80 60	230 80 60
CD4015BCN	Nsc	16-dil-1	I	-0.5	+18	700	5 10 15	1.5 3 4	3.5 7 11	5n 10n 15n	Q Q Q	100 50 40	100 50 40	T-Q T-Q T-Q	230 80 60	230 80 60
CD4015BD	Rca	16-dil-5	M	-0.5	+20	200	5 10 15	1.5 3 4	3.5 7 11	40n 40n 40n	Q Q Q	100 50 40	100 50 40	T-Q T-Q T-Q	160 80 60	160 80 60
CD4015BE	Rca	16-dil-1	I	-0.5	+20	200	5 10 15	1.5 3 4	3.5 7 11	40n 40n 40n	Q Q Q	100 50 40	100 50 40	T-Q T-Q T-Q	160 80 60	160 80 60
CD4015BF	Rca	16-dil-4	M	-0.5	+20	200	5 10 15	1.5 3 4	3.5 7 11	40n 40n 40n	Q Q Q	100 50 40	100 50 40	T-Q T-Q T-Q	160 80 60	160 80 60
CD4015BH	Rca	chip	M	-0.5	+20		5 10 15	1.5 3 4	3.5 7 11	40n 40n 40n	Q Q Q	100 50 40	100 50 40	T-Q T-Q T-Q	160 80 60	160 80 60
CD4015BK	Rca	16-flat-1.	M	-0.5	+20	200	5 10 15	1.5 3 4	3.5 7 11	40n 40n 40n	Q Q Q	100 50 40	100 50 40	T-Q T-Q T-Q	160 80 60	160 80 60

Inputs				Outputs			
t =	T	D	R	Q0	Q1	Q2	Q3
n	J	L	L	L	?	?	?
n+1	J	H	L	H	L	?	?
n+2	J	L	L	L	H	L	?
n+3	J	H	L	H	L	H	L
	X	X	H	L	L	L	L

4015		Range Data			Identification Data											
Type	Man	B Sec. 3 Pins- Art-Nr.	TU	U _{dd}		P _{tot} max	U _{dd}	U _{IL} *U _{NL}	U _{IH} *U _{NH}	I _{dd} typ	t _{TR} ns _{typ}		t _{PD} ns _{typ}			
				V min	V max						mW	V	V max	V min	μA	Pin
BU4015B	Toy		I	-0.5	+20	200	5 15	1.5 4	3.5 11		T	100 40	100 40	T-Q T-Q	160 60	160 60

4015			Range Data			Identification Data						4015			Range Data			Identification Data																																																																																																																																																																																																							
Type	Man	B Sec. 3 Pins- Art-Nr.	T _U	U _{dd}		P _{tot} max mW	U _{dd} V	U _{IL}	U _{IH}	I _{dd} typ μA	t _{TR}		t _{PD}		Type	Man	B Sec. 3 Pins- Art-Nr.	T _U	U _{dd}		P _{tot} max mW	U _{dd} V	U _{IL}	U _{IH}	I _{dd} typ μA	t _{TR}		t _{PD}																																																																																																																																																																																													
				V min	V max			V max	V min		Pin	↓	↑	Pin					↓	↑			V min	V max		V max	V min	Pin	↓	↑	Pin	↓	↑																																																																																																																																																																																								
CD 4015 BMD	Nsc	16-dil-5	M	-0.5 + 18	500	5	1.5 10 15	3.5 3 7 11	5n 10n 15n	Q	100 50 40	100 50 40	T→Q T→Q T→Q	230 80 60	230 80 60	HEF4015BP	Val	16-dil-1	I	-0.5 + 18	500	5	1.5 10 15	3.5 3 7 11	5n 10n 15n	Q	100 50 40	100 50 40	T→Q T→Q T→Q	230 80 60	230 80 60	HEF4015BT	Val	16-mic-1	I	-0.5 + 18	400	5	1.5 10 15	3.5 3 7 11	5n 10n 15n	Q	100 50 40	100 50 40	T→Q T→Q T→Q	230 80 60	230 80 60	LC4015B	Say	I	-0.5 + 20	200	5	1.5 10 15	3.5 3 7 11	5n 10n 15n	Q	100 50 40	100 50 40	T→Q T→Q T→Q	230 80 60	230 80 60	M4015BP	Mit	I	-0.5 + 20	200	5	1.5 10 15	3.5 3 7 11	40n 40n 40n	Q	100 50 40	100 50 40	T→Q T→Q T→Q	160 80 60	160 80 60	MB84015B	Fui	I	-0.5 + 20	200	5	1.5 10 15	3.5 3 7 11	40n 40n 40n	Q	100 50 40	100 50 40	T→Q T→Q T→Q	160 80 60	160 80 60	MC14015BAL	Mot	16-dil-4	M	-0.5 + 18	500	5	1.5 10 15	3.5 3 7 11	40n 40n 10n 15n	Q	100 50 40	100 50 40	D/T→Q D/T→Q D/T→Q	310 125 90	310 125 90	MC14015BCL	Mot	16-dil-4	I	-0.5 + 18	500	5	1.5 10 15	3.5 3 7 11	5n 10n 15n	Q	100 50 40	100 50 40	D/T→Q D/T→Q D/T→Q	310 125 90	310 125 90	MC14015BCP	Mot	16-dil-1	I	-0.5 + 18	500	5	1.5 10 15	3.5 3 7 11	5n 10n 15n	Q	100 50 40	100 50 40	D/T→Q D/T→Q D/T→Q	310 125 90	310 125 90	MN4015B	Mat	I	-0.5 + 20	200	5	1.5 10 15	3.5 3 7 11	40n 40n 40n	Q	100 50 40	100 50 40	T→Q T→Q T→Q	160 80 60	160 80 60	MSM4015B	Oki	I	-0.5 + 20	200	5	1.5 10 15	3.5 3 7 11	40n 40n 40n	Q	100 50 40	100 50 40	T→Q T→Q T→Q	160 80 60	160 80 60	SCL4015B	Spr	I	-0.5 + 20	200	5	1.5 10 15	3.5 3 7 11	40n 40n 40n	Q	100 50 40	100 50 40	T→Q T→Q T→Q	160 80 60	160 80 60	TC4015BF	Tos	16-mic-3	I	-0.5 + 20	180	5	1.5 10 15	3.5 3 7 11	5n 10n 15n	Q	100 50 40	130 65 50	T→Q T→Q T→Q	240 115 90	280 110 110	TC4015BP	Tos	16-dil-2	I	-0.5 + 20	300	5	1.5 10 15	3.5 3 7 11	5n 10n 15n	Q	100 50 40	130 65 50	T→Q T→Q T→Q	240 115 90	280 110 110

4015			Range Data			Identification Data							4016	Quad Analog Switch/Analog Multiplexer						
Type	Man	B Sec. 3 Pins- Art-Nr.	T _U	U _{dd}		P _{tot} max	U _{dd}	U _{IL}	U _{IH}	I _{dd} typ	I _{TR}			t _{PD}						
				V min	V max	mW		V	V max		V min	μA		Pin	↓	↑	Pin → Pin	↓	↑	
V4015 D	Mkrm	16-dil-1	I	-0.5	+18	300	5	1.5	3.5	150	Q	(320	(320	T-Q	(320	(320				
							10	3	7	300	Q	(160	(160	T-Q	(160	(160				
							15	4	11	600	Q	(120	(120	T-Q	(120	(120				
4015 BDC	Fch	16-dil-4	I	-0.5	+18	400	5	1.5	3.5	(20	Q	85	85	T-Q	165	165				
							10	3	7	(40	Q	45	45	T-Q	85	85				
							15	4	11	(80	Q	30	30	T-Q	50	50				
4015 BDM	Fch	16-dil-4	M	-0.5	+18	400	5	1.5	3.5	(5	Q	85	85	T-Q	165	165				
							10	3	7	(10	Q	45	45	T-Q	85	85				
							15	4	11	(20	Q	30	30	T-Q	50	50				
4015 BFC	Fch	16-flat-1	I	-0.5	+18	400	5	1.5	3.5	(20	Q	85	85	T-Q	165	165				
							10	3	7	(40	Q	45	45	T-Q	85	85				
							15	4	11	(80	Q	30	30	T-Q	50	50				
4015 BFM	Fch	16-flat-1	M	-0.5	+18	400	5	1.5	3.5	(5	Q	85	85	T-Q	165	165				
							10	3	7	(10	Q	45	45	T-Q	85	85				
							15	4	11	(20	Q	30	30	T-Q	50	50				
4015 BPC	Fch	16-dil-1	I	-0.5	+18	400	5	1.5	3.5	(20	Q	85	85	T-Q	165	165				
							10	3	7	(40	Q	45	45	T-Q	85	85				
							15	4	11	(80	Q	30	30	T-Q	50	50				
4015 DIE1	Sgs	chip	I	-0.5	+18	200	5	1.5	3.5	40n	Q	100	100	T-Q	160	160				
							10	3	7	40n	Q	50	50	T-Q	80	80				
							15	4	11	40n	Q	40	40	T-Q	60	60				
μPD4015 BC	Nec	16-dil-2	I	-0.5	+20	200	5	1.5	3.5	5n	Q	100	100	T-Q	310	310				
							10	3	7	10n	Q	50	50	T-Q	125	125				
							15	4	11	15n	Q	40	40	T-Q	90	90				
μPD4015 BG	Nec	16-mic-1	I	-0.5	+20	200	5	1.5	3.5	5n	Q	100	100	T-Q	310	310				
							10	3	7	10n	Q	50	50	T-Q	125	125				
							15	4	11	15n	Q	40	40	T-Q	90	90				

Cn	Connect
L	-
H	En - Qn

E = Q (bilateral!)

4016			Range Data			Identification Data												
Type	Man	B Sec. 3 Pins- Art-Nr.	T _U	U _{dd}		P _{tot} max	U _{dd}	U _{IL}	U _{IH}	I _{dd} typ	I _{TR}			t _{PD}				
				V min	V max	mW		V	V max		V min	μA	Pin	↓	↑	Pin → Pin	↓	↑
BU4016 B	Toy		I	-0.5	+20	200	5	1.5	3.5							E-Q	40	40
							15	4	11							E-Q	15	15
CD4016 AD	Rca	14-dil-5	M	-0.5	+15	200	5	*1.5	*1.5	10n						E-Q	20	20
							10	*3	*3	10n						E-Q	10	10

4016			Range Data			Identification Data						4016			Range Data			Identification Data											
Type	Man	B Sec. 3 Pins- Art-Nr.	TU	U _{dd}		P _{tot} max	U _{dd}	U _{IL}	U _{IH}	I _{dd} typ	t _{TR} ns _{typ}	t _{PD} ns _{typ}			Type	Man	B Sec. 3 Pins- Art-Nr.	TU	U _{dd}		P _{tot} max	U _{dd}	U _{IL}	U _{IH}	I _{dd} typ	t _{TR} ns _{typ}	t _{PD} ns _{typ}		
				V min	V max			mW	V			V max	V min	μA					Pin	↓			↑	Pin → Pin			↓	↑	V min
CD4016AE	Rca	14-dil-1	I	-0,5	+15	200	5 10	*1,5 *3	*1,5 *3	(0,25 (0,5		E→Q 20 20 E→Q 10 10	CD4016BMD	Nsc	14-dil-5	M	-0,5	+18	500	5 15	0,7 0,7	3,5 7	10n 10n 10n		E→Q 58 58 E→Q 27 27 E→Q 20 20				
CD4016AF	Rca	14-dil-4	M	-0,5	+15	200	5 10	*1,5 *3	*1,5 *3	10n 10n		E→Q 20 20 E→Q 10 10	CD4016BMJ	Nsc	14-dil-4	M	-0,5	+18	700	5 15	0,7 0,7	3,5 7	10n 10n 10n		E→Q 58 58 E→Q 27 27 E→Q 20 20				
CD4016AH	Rca	chip	M	-0,5	+15		5 10	*1,5 *3	*1,5 *3	10n 10n		E→Q 20 20 E→Q 10 10	CD4016BMW	Nsc	14-flat-1	M	-0,5	+18	500	5 10 15	0,7 0,7 0,7	3,5 7 11	10n 10n 10n		E→Q 58 58 E→Q 27 27 E→Q 20 20				
CD4016AK	Rca	14-flat-1	M	-0,5	+15	200	5 10	*1,5 *3	*1,5 *3	10n 10n		E→Q 20 20 E→Q 10 10	HCC4016BD	Sgs	14-dil-5	M	-0,5	+20	200	5 10 15				10n 10n 10n		E→Q 40 40 E→Q 20 20 E→Q 15 15			
CD4016BCJ	Nsc	14-dil-4	I	-0,5	+18	500	5 10 15	0,7 0,7 0,7	3,5 7 11	10n 10n 10n		E→Q 58 58 E→Q 27 27 E→Q 20 20	HCC4016BF	Sgs	14-dil-4	M	-0,5	+20	200	5 10 15				10n 10n 10n		E→Q 40 40 E→Q 20 20 E→Q 15 15			
CD4016BCM	Nsc	14-mic-1	I	-0,5	+18	500	5 10 15	0,7 0,7 0,7	3,5 7 11	10n 10n 10n		E→Q 58 58 E→Q 27 27 E→Q 20 20	HCC4016BK	Sgs	14-flat-1	M	-0,5	+20	200	5 10 15				10n 10n 10n		E→Q 40 40 E→Q 20 20 E→Q 15 15			
CD4016BCN	Nsc	14-dil-1	I	-0,5	+18	700	5 10 15	0,7 0,7 0,7	3,5 7 11	10n 10n 10n		E→Q 58 58 E→Q 27 27 E→Q 20 20	HCF4016BE	Sgs	14-dil-1	I	-0,5	+18	200	5 10 15				10n 10n 10n		E→Q 40 40 E→Q 20 20 E→Q 15 15			
CD4016BD	Rca	14-dil-5	M	-0,5	+20	200	5 10 15	0,7 0,7 0,7	3,5 7 11	10n 10n 10n		E→Q 40 40 E→Q 20 20 E→Q 15 15	HCF4016BF	Sgs	14-dil-4	I	-0,5	+20	200	5 10 15				10n 10n 10n		E→Q 40 40 E→Q 20 20 E→Q 15 15			
CD4016BE	Rca	14-dil-1	I	-0,5	+20	200	5 10 15	0,7 0,7 0,7	3,5 7 11	10n 10n 10n		E→Q 40 40 E→Q 20 20 E→Q 15 15	HCF4016BM	Sgs	14-mic-1	I	-0,5	+18	200	5 10 15				10n 10n 10n		E→Q 40 40 E→Q 20 20 E→Q 15 15			
CD4016BF	Rca	14-dil-4	M	-0,5	+20	200	5 10 15	0,7 0,7 0,7	3,5 7 11	10n 10n 10n		E→Q 40 40 E→Q 20 20 E→Q 15 15	HD14016B	Hit		I	-0,5	+20	200	5 15	1,5 4	3,5 11			E→Q 40 40 E→Q 15 15				
CD4016BH	Rca	chip	M	-0,5	+20		5 10 15	0,7 0,7 0,7	3,5 7 11	10n 10n 10n		E→Q 40 40 E→Q 20 20 E→Q 15 15	HEF4016B	Sig		I	-0,5	+20	200	5 15	1,5 4	3,5 11			E→Q 40 40 E→Q 15 15				
CD4016BK	Rca	14-flat-1	M	-0,5	+20	200	5 10 15	0,7 0,7 0,7	3,5 7 11	10n 10n 10n		E→Q 40 40 E→Q 20 20 E→Q 15 15	HEF4016BD	Val	14-dil-4	I	-0,5	+18	500	5 10 15	1,5 3 4	3,5 7 11	(1 (2 (4		E→Q 25 20 E→Q 10 10 E→Q 5 5				

4016					Range Data			Identification Data							4016					Range Data			Identification Data																														
Type	Man	B Sec. 3 Pins- Art-Nr.	TU	U _{dd}		P _{tot} max	U _{dd}	U _{IL}	U _{IH}	I _{dd} typ	t _{TR} n _{styp}			t _{PD} n _{styp}			Type	Man	B Sec. 3 Pins- Art-Nr.	TU	U _{dd}		P _{tot} max	U _{dd}	U _{IL}	U _{IH}	I _{dd} typ	t _{TR} n _{styp}			t _{PD} n _{styp}																						
				V min	V max			V	V max		V min	μA	Pin ↓	↑	Pin ↓	↑					V min	V max			V	V max		V min	μA	Pin ↓	↑	Pin ↓	↑																				
HEF 4016 BP	Val	14-dil-1	I	-0.5	+18	500	5	1,5	3,5	(1 10	3	7	(2 15	4	11	(4	E-Q	25	20	E-Q	10	10	E-Q	5	5	4016 BDM	Fch	14-dil-4	M	-0.5	+18	400	5	1,5	3,5	(0,25 10	3	7	(0,5 15	4	11	(4	E-Q	15	17	E-Q	10	14	E-Q	4	13		
HEF 4016 BT	Val	14-mic-1	I	-0.5	+18	400	5	1,5	3,5	(1 10	3	7	(2 15	4	11	(4	E-Q	25	20	E-Q	10	10	E-Q	5	5	4016 BFC	Fch	14-flat-2	I	-0.5	+18	400	5	1,5	3,5	(1 10	3	7	(2 15	4	11	(4	E-Q	15	17	E-Q	10	14	E-Q	4	13		
M 4016 BP	Mit		I	-0.5	+20	200	5	1,5	3,5								E-Q	40	40	E-Q	15	15																															
MB 84016 B	Fui		I	-0.5	+20	200	5	1,5	3,5								E-Q	40	40	E-Q	15	15																															
MC 14016 BAL	Mot	14-dil-4	M	-0.5	+18	500	5	0,9	3	0,5n	1n	8	1n	15	0,9	13	1,5n	E-Q	15	15	E-Q	7	7	E-Q	6	6	4016 BPC	Fch	14-dil-1	I	-0.5	+18	400	5	1,5	3,5	(1 10	3	7	(2 15	4	11	(4	E-Q	15	17	E-Q	10	14	E-Q	4	13	
MC 14016 BCL	Mot	14-dil-4	I	-0.5	+18	500	5	0,9	3	0,5n	1n	8	1n	15	0,9	13	1,5n	E-Q	15	15	E-Q	7	7	E-Q	6	6	4016 DIE1	Sgs	chip	I	-0.5	+18	200	5						10n													
MC 14016 BCP	Mot	14-dil-1	I	-0.5	+18	500	5	0,9	3	0,5n	1n	8	1n	15	0,9	13	1,5n	E-Q	15	15	E-Q	7	7	E-Q	6	6	MC 74HC4016 BP	Mot		I		+	500	4,5																			
MN 4016 B	Mat		I	-0.5	+20	200	5	1,5	3,5									E-Q	40	40	E-Q	15	15																														
MM 74HC4016 N	Nsc	14-dil-1	I	-0.5	+15	600	4,5	1,35	3,15	9	2,7	6,3	12	3,6	8,4	8	E-Q	40	40	E-Q	15	15																															
MM 74HC4016 WM	Nsc	14-mic-2	I	-0.5	+15	500	4,5	1,35	3,15	9	2,7	6,3	12	3,6	8,4	8	E-Q	40	40	E-Q	15	15																															
MSM 4016 B	Oki		I	-0.5	+20	200	5	1,5	3,5									E-Q	40	40	E-Q	15	15																														
SCL 4016 B	Spr		I	-0.5	+20	200	5	1,5	3,5									E-Q	40	40	E-Q	15	15																														
TC 4016 BF	Tos	14-mic-3	I	-0.5	+20	180	5	1,5	3,5	1n			1n	15	4	11	2n	E-Q	50	50	E-Q	20	20	E-Q	16	16																											
TC 4016 BP	Tos	14-dil-1	I	-0.5	+20	300	5	1,5	3,5	1n			1n	15	4	11	2n	E-Q	50	50	E-Q	20	20	E-Q	16	16																											
4016 BDC	Fch	14-dil-4	I	-0.5	+18	400	5	1,5	3,5	(1 10	3	7	(2 15	4	11	(4	E-Q	15	17	E-Q	10	14	E-Q	4	13																												

4017		Decade Counter		4017			Range Data			Identification Data														
				Type	Man	B Sec. 3 Pins-Art-Nr.	T _U	U _{dd}	P _{tot} max	U _{dd}	U _{IL} *U _{NL}	U _{IH} *U _{NH}	I _{dd} typ	t _{TR} nstyp	t _{PD} nstyp									
					V min	V max	mW	V	V max	V min	μA	Pin ↓	↑	Pin ↓	↑									
				CD4017AF	Rca	16-dil-4	M	-0.5	+15	200	5	10	*1.5 *3	*1.5 *3	0.3	Q	100	100	T-Q	350	350	T-Q	125	125
				CD4017AH	Rca	chip	M	-0.5	+15		5	10	*1.5 *3	*1.5 *3	0.3	Q	50	100	T-Q	350	350	T-Q	125	125
				CD4017AK	Rca	16-flat-1	M	-0.5	+15	200	5	10	*1.5 *3	*1.5 *3	0.3	Q	100	100	T-Q	350	350	T-Q	125	125
				CD4017BCJ	Nsc	16-dil-4	I	-0.5	+18	500	5	15	1.5	3.5	0.5	Q	100	200	T-Q	500	500	T-Q	200	200
				CD4017BCM	Nsc	16-mic-1	I	-0.5	+18	500	5	15	1.5	3.5	0.5	Q	100	200	T-Q	500	500	T-Q	200	200
				CD4017BCN	Nsc	16-dil-1	I	-0.5	+18	700	5	15	1.5	3.5	0.5	Q	100	200	T-Q	500	500	T-Q	200	200
				CD4017BD	Rca	16-dil-5	M	-0.5	+20	200	5	15	1.5	3.5	40n	Q	100	100	T-Q	325	325	T-Q	85	85
				CD4017BE	Rca	16-dil-1	I	-0.5	+20	200	5	15	1.5	3.5	40n	Q	100	100	T-Q	325	325	T-Q	85	85
				CD4017BF	Rca	16-dil-4	M	-0.5	+20	200	5	15	1.5	3.5	40n	Q	100	100	T-Q	325	325	T-Q	85	85
				CD4017BH	Rca	chip	M	-0.5	+20		5	15	1.5	3.5	40n	Q	100	100	T-Q	325	325	T-Q	85	85
				CD4017BK	Rca	16-flat-1	M	-0.5	+20	200	5	15	1.5	3.5	40n	Q	100	100	T-Q	325	325	T-Q	85	85
				CD4017BMD	Nsc	16-dil-5	M	-0.5	+18	500	5	15	1.5	3.5	0.5	Q	100	200	T-Q	500	500	T-Q	200	200

T	strobe	R	Function
L	X	L	-
X	H	L	-
↓	L	L	count
H	↓	L	count
X	X	H	reset

4017		Range Data			Identification Data															
Type	Man	B Sec. 3 Pins-Art-Nr.	T _U	U _{dd}	P _{tot} max	U _{dd}	U _{IL} *U _{NL}	U _{IH} *U _{NH}	I _{dd} typ	t _{TR} nstyp	t _{PD} nstyp									
				V min	V max	mW	V	V max	V min	μA	Pin ↓	↑								
CD4017AD	Rca	16-dil-5	M	-0.5	+15	200	5	10	*1.5 *3	*1.5 *3	0.3	Q	100	100	T-Q	350	350	T-Q	125	125
CD4017AE	Rca	16-dil-1	I	-0.5	+15	200	5	10	*1.5 *3	*1.5 *3	0.5	Q	100	100	T-Q	350	350	T-Q	125	125

4017			Range Data			Identification Data							4017			Range Data			Identification Data														
Type	Man	B Sec. 3 Pins- Art-Nr.	T _U	U _{dd}		P _{tot} max	U _{dd}	U _{IL}	U _{IH}	I _{dd} typ	t _{TR}			t _{PD}			Type	Man	B Sec. 3 Pins- Art-Nr.	T _U	U _{dd}		P _{tot} max	U _{dd}	U _{IL}	U _{IH}	I _{dd} typ	t _{TR}			t _{PD}		
				V min	V max			V max	V min		μA	Pin	↓	↑	Pin →	↓					↑	V min			V max	mW		V	V max	V min	μA	Pin	↓
CD4017BMJ	Nsc	16-dil-4	M	-0.5	+18	700	5 10 15	1.5 3 4	3.5 7 11	0.3 0.5 1	Q Q Q	100 50 40	200 100 80	T-Q T-Q T-Q	500 200 160	500 200 160	HEF4017BT	Val	16-mic-1	I	-0.5	+18	400	5 10 15	1.5 3 4	3.5 7 11	(20 40 80)	Q Q Q	60 30 20	60 30 30	T-Q T-Q T-Q	145 55 50	125 50 40
CD4017BMW	Nsc	16-flat-1	M	-0.5	+18	700	5 10 15	1.5 3 4	3.5 7 11	0.3 0.5 1	Q Q Q	100 50 40	200 100 80	T-Q T-Q T-Q	500 200 160	500 200 160	M4017BP	Mit		I	-0.5	+20	200	5 15	1.5 4	3.5 11		Q Q	100 40	100 40	T-Q T-Q	325 85	325 85
HCC4017BD	Sgs	16-dil-5	M	-0.5	+20	200	5 10 15	1.5 3 4	3.5 7 11	40n 40n 40n	Q Q Q	100 50 40	100 50 40	T-Q T-Q T-Q	325 135 85	325 135 85	MB84017B	Fui		I	-0.5	+20	200	5 15	1.5 4	3.5 11		Q Q	100 40	100 40	T-Q T-Q	325 85	325 85
HCC4017BF	Sgs	16-dil-4	M	-0.5	+20	200	5 10 15	1.5 3 4	3.5 7 11	40n 40n 40n	Q Q Q	100 50 40	100 50 40	T-Q T-Q T-Q	325 135 85	325 135 85	MC14017BAL	Mot	16-dil-4	M	-0.5	+18	500	5 10 15	1.5 3 4	3.5 7 11	5n 10n 15n	Q Q Q	100 50 40	100 50 40	T-Q T-Q T-Q	400 175 125	400 175 125
HCC4017BK	Sgs	16-flat-1	M	-0.5	+20	200	5 10 15	1.5 3 4	3.5 7 11	40n 40n 40n	Q Q Q	100 50 40	100 50 40	T-Q T-Q T-Q	325 135 85	325 135 85	MC14017BCL	Mot	16-dil-4	I	-0.5	+18	500	5 10 15	1.5 3 4	3.5 7 11	5n 10n 15n	Q Q Q	100 50 40	100 50 40	T-Q T-Q T-Q	400 175 125	400 175 125
HCF4017BE	Sgs	16-dil-1	I	-0.5	+18	200	5 10 15	1.5 3 4	3.5 7 11	40n 40n 40n	Q Q Q	100 50 40	100 50 40	T-Q T-Q T-Q	325 135 85	325 135 85	MC14017BCP	Mot	16-dil-1	I	-0.5	+18	500	5 10 15	1.5 3 4	3.5 7 11	5n 10n 15n	Q Q Q	100 50 40	100 50 40	T-Q T-Q T-Q	400 175 125	400 175 125
HCF4017BF	Sgs	16-dil-4	I	-0.5	+18	200	5 10 15	1.5 3 4	3.5 7 11	40n 40n 40n	Q Q Q	100 50 40	100 50 40	T-Q T-Q T-Q	325 135 85	325 135 85	MN4017B	Mat		I	-0.5	+20	200	5 15	1.5 4	3.5 11		Q Q	100 40	100 40	T-Q T-Q	325 85	325 85
HCF4017BM	Sgs	16-mic-1	I	-0.5	+18	200	5 10 15	1.5 3 4	3.5 7 11	40n 40n 40n	Q Q Q	100 50 40	100 50 40	T-Q T-Q T-Q	325 135 85	325 135 85	MSM4017B	OkI		I	-0.5	+20	200	5 15	1.5 4	3.5 11		Q Q	100 40	100 40	T-Q T-Q	325 85	325 85
HD14017B	Hit		I	-0.5	+20	200	5 15	1.5 4	3.5 11		Q Q	100 40	100 40	T-Q T-Q	325 85	325 85	SCL4017B	Spr		I	-0.5	+20	200	5 15	1.5 4	3.5 11		Q Q	100 40	100 40	T-Q T-Q	325 85	325 85
HEF4017B	Sig		I	-0.5	+20	200	5 15	1.5 4	3.5 11		Q Q	100 40	100 40	T-Q T-Q	325 85	325 85	TC4017BF	Tos	16-mic-3	I	-0.5	+20	180	5 10 15	1.5 3 4	3.5 7 11	5n 10n 15n	Q Q Q	80 50 40	80 50 40	T-Q T-Q T-Q	325 135 85	325 135 85
HEF4017BD	Val	16-dil-4	I	-0.5	+18	500	5 10 15	1.5 3 4	3.5 7 11	(20 40 80)	Q Q Q	60 30 20	60 30 20	T-Q T-Q T-Q	140 55 40	125 50 40	TC4017BP	Tos	16-dil-2	I	-0.5	+20	300	5 10 15	1.5 3 4	3.5 7 11	5n 10n 15n	Q Q Q	80 50 40	80 50 40	T-Q T-Q T-Q	325 135 85	325 135 85
HEF4017BP	Val	16-dil-1	I	-0.5	+18	500	5 10 15	1.5 3 4	3.5 7 11	(20 40 80)	Q Q Q	60 30 20	60 30 20	T-Q T-Q T-Q	140 55 40	125 50 40	V4017D	Mkm	16-dil-1	I	-0.5	+18	300	5 10 15	1.5 3 4	3.5 7 11	150 300 600	Q Q Q	(200 100 80)	(200 100 80)	T-Q T-Q T-Q	(600 250 160)	(600 250 160)
																	4017BDC	Fch	16-dil-4	I	-0.5	+18	400	5 10 15	1.5 3 4	3.5 7 11	(20 40 80)	Q Q Q	63 26 19	59 31 23	T-Q T-Q T-Q	226 94 67	278 114 82

4017				Range Data			Identification Data							4017				Range Data			Identification Data											
Type	Man	B Sec. 3 Pins- Art-Nr.	T _U	U _{dd}		P _{tot} max	U _{dd}	U _{IL}	U _{IH}	I _{dd} typ	t _{TR}			t _{PD}		Type	Man	B Sec. 3 Pins- Art-Nr.	T _U	U _{dd}		P _{tot} max	U _{dd}	U _{IL}	U _{IH}	I _{dd} typ	t _{TR}			t _{PD}		
				V min	V max			V max	V min		μA	Pin	↓	↑	Pin					↓	↑			V min	V max		V max	V min	μA	Pin	↓	↑
				mW	V	V max	V min	μA	Pin	↓	↑	Pin	↓	↑	mW					V	V max	V min	μA	Pin	↓	↑	Pin	↓	↑			
4017BDM	Fch	16-dil-4	M	-0.5 +18	400	5	1.5	3.5	(5	Q	63	59	T→Q	226	278	MM54HC4017W	Nsc	16-flat-1	M	-0.5 +7	600	2	0.5	1.5		Q	30	30	T→Q	82	82	
						10	3	7	(10	Q	26	31	T→Q	94	114							4.5	1.35	3.15		Q	8	8	T→Q	22	22	
						15	4	11	(20	Q	19	23	T→Q	67	82							6	1.8	4.2	8	Q	7	7	T→Q	18	18	
4017BFC	Fch	16-flat-1	I	-0.5 +18	400	5	1.5	3.5	(20	Q	63	59	T→Q	226	278	MM74HC4017M	Nsc	16-mic-1	I	-0.5 +7	500	2	0.5	1.5		Q	30	30	T→Q	82	82	
						10	3	7	(40	Q	26	31	T→Q	94	114							4.5	1.35	3.15		Q	8	8	T→Q	22	22	
						15	4	11	(80	Q	19	23	T→Q	67	82							6	1.8	4.2	8	Q	7	7	T→Q	18	18	
4017BFM	Fch	16-flat-1	M	-0.5 +18	400	5	1.5	3.5	(5	Q	63	59	T→Q	226	278	MM74HC4017N	Nsc	16-dil-1	I	-0.5 +7	600	2	0.5	1.5		Q	30	30	T→Q	82	82	
						10	3	7	(10	Q	26	31	T→Q	94	114							4.5	1.35	3.15		Q	8	8	T→Q	22	22	
						15	4	11	(20	Q	19	23	T→Q	67	82							6	1.8	4.2	8	Q	7	7	T→Q	18	18	
4017BPC	Fch	16-dil-1	I	-0.5 +18	400	5	1.5	3.5	(20	Q	63	59	T→Q	226	278	MN74HC4017BP	Mat		I	-0.5 +7	500	2					Q	30	30	T→Q	90	90
						10	3	7	(40	Q	26	31	T→Q	94	114							6				Q	7	7	T→Q	20	20	
						15	4	11	(80	Q	19	23	T→Q	67	82											Q	7	7	T→Q	20	20	
4017DIE1	Sgs	chip	I	-0.5 +18	200	5	1.5	3.5	40n	Q	100	100	T→Q	325	325	MSM74HC4017BP	Oki		I	-0.5 +7	500	2					Q	30	30	T→Q	90	90
						10	3	7	40n	Q	50	50	T→Q	135	135							6				Q	7	7	T→Q	20	20	
						15	4	11	40n	Q	40	40	T→Q	85	85	SP74HC4017BP	Top		I	-0.5 +7	500	2					Q	30	30	T→Q	90	90
μPD4017BC	Nec	16-dil-2	I	-0.5 +20	200	5	1.5	3.5	20n	Q	100	100	T→Q	350	350	TC74HC4017BP	Tos		I	-0.5 +7	500	2					Q	30	30	T→Q	90	90
						10	3	7	20n	Q	50	50	T→Q	150	150							6				Q	7	7	T→Q	20	20	
						15	4	11	20n	Q	40	40	T→Q	100	100	μPD74HC4017BP	Nec		I	-0.5 +7	500	2					Q	30	30	T→Q	90	90
HD74HC4017BP	Hit		I	-0.5 +7	500	2				Q	30	30	T→Q	90	90							6				Q	7	7	T→Q	20	20	
LR74HC4017BP	Sha		I	-0.5 +7	500	2				Q	30	30	T→Q	90	90											Q	7	7	T→Q	20	20	
M74HC4017BP	Mit		I	-0.5 +7	500	2				Q	30	30	T→Q	90	90											Q	7	7	T→Q	20	20	
MC74HC4017BP	Mot		I	-0.5 +7	500	2				Q	30	30	T→Q	90	90											Q	7	7	T→Q	20	20	
MM54HC4017E	Nsc	chip	M	-0.5 +7	600	2	0.5	1.5		Q	30	30	T→Q	82	82											Q	30	30	T→Q	82	82	
						4.5	1.35	3.15		Q	8	8	T→Q	22	22											Q	8	8	T→Q	22	22	
						6	1.8	4.2	8	Q	7	7	T→Q	18	18											Q	7	7	T→Q	18	18	
MM54HC4017J	Nsc	16-dil-4	M	-0.5 +7	600	2	0.5	1.5		Q	30	30	T→Q	82	82											Q	30	30	T→Q	82	82	
						4.5	1.35	3.15		Q	8	8	T→Q	22	22											Q	8	8	T→Q	22	22	
						6	1.8	4.2	8	Q	7	7	T→Q	18	18											Q	7	7	T→Q	18	18	

4018		Presettable Divide-by-n Counter							4018		Range Data			Identification Data					
Type	Man	B Sec. 3 Pins- Art-Nr.	TU	U _{dd}		P _{tot} max	U _{dd}	U _{IL} *U _{NL}	U _{IH} *U _{NH}	I _{dd} typ	t _{TR} n _{styp}		t _{PD} n _{styp}						
				V min	V max						mW	V	μA	Pin ↓	↑	Pin ↓	↑		
CD4018 AF	Rca	16-dil-4	M	-0,5	+15	200	5 10	*1,5 *3	*1,5 *3	0,3 0,5	Q Q	100 50	100 50	T-Q T-Q	350 125	350 125			
CD4018 AH	Rca	chip	M	-0,5	+15		5 10	*1,5 *3	*1,5 *3	0,3 0,5	Q Q	100 50	100 50	T-Q T-Q	350 125	350 125			
CD4018 AK	Rca	16-flat-1	M	-0,5	+15	200	5 10	*1,5 *3	*1,5 *3	0,3 0,5	Q Q	100 50	100 50	T-Q T-Q	350 125	350 125			
CD4018 BCJ	Nsc	16-dil-4	I	-0,5	+18	500	5 10 15	1,5 3 4	3,5 7 11	0,5 1 5	Q Q Q	125 65 50	125 65 50	T-Q T-Q T-Q	235 95 70	235 95 70			
CD4018 BCN	Nsc	16-dil-1	I	-0,5	+18	700	5 10 15	1,5 3 4	3,5 7 11	0,5 1 5	Q Q Q	125 65 50	125 65 50	T-Q T-Q T-Q	235 95 70	235 95 70			
CD4018 BD	Rca	16-dil-5	M	-0,5	+20	200	5 10 15	1,5 3 4	3,5 7 11	40n 40n 40n	Q Q Q	100 50 40	100 50 40	T-Q T-Q T-Q	200 90 65	200 90 65			
CD4018 BE	Rca	16-dil-1	I	-0,5	+20	200	5 10 15	1,5 3 4	3,5 7 11	40n 40n 40n	Q Q Q	100 50 40	100 50 40	T-Q T-Q T-Q	200 90 65	200 90 65			
CD4018 BF	Rca	16-dil-4	M	-0,5	+20	200	5 10 15	1,5 3 4	3,5 7 11	40n 40n 40n	Q Q Q	100 50 40	100 50 40	T-Q T-Q T-Q	200 90 65	200 90 65			
CD4018 BH	Rca	chip	M	-0,5	+20		5 10 15	1,5 3 4	3,5 7 11	40n 40n 40n	Q Q Q	100 50 40	100 50 40	T-Q T-Q T-Q	200 90 65	200 90 65			
CD4018 BK	Rca	16-flat-1	M	-0,5	+20	200	5 10 15	1,5 3 4	3,5 7 11	40n 40n 40n	Q Q Q	100 50 40	100 50 40	T-Q T-Q T-Q	200 90 65	200 90 65			
CD4018 BMD	Nsc	16-dil-5	M	-0,5	+18	500	5 10 15	1,5 3 4	3,5 7 11	0,3 0,5 1	Q Q Q	125 65 50	125 65 50	T-Q T-Q T-Q	235 95 70	235 95 70			
CD4018 BMJ	Nsc	16-dil-4	M	-0,5	+18	700	5 10 15	1,5 3 4	3,5 7 11	0,3 0,5 1	Q Q Q	125 65 50	125 65 50	T-Q T-Q T-Q	235 95 70	235 95 70			

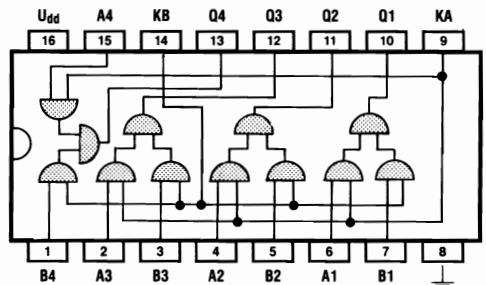
Inputs				Outp.
T	R	PE	Dn	Qn
X	L	H	L	H
X	L	H	H	L
X	H	X	X	H
L	L	L	X	Qn
J	L	L	X	count

D = feedback input, D1...D5 = Preset inputs

4018		Range Data			Identification Data											
Type	Man	B Sec. 3 Pins- Art-Nr.	TU	U _{dd}		P _{tot} max	U _{dd}	U _{IL} *U _{NL}	U _{IH} *U _{NH}	I _{dd} typ	t _{TR} n _{styp}		t _{PD} n _{styp}			
				V min	V max						mW	V	μA	Pin ↓	↑	Pin ↓
CD4018 AD	Rca	16-dil-5	M	-0,5	+15	200	5 10	*1,5 *3	*1,5 *3	0,3 0,5	Q Q	100 50	100 50	T-Q T-Q	350 125	350 125
CD4018 AE	Rca	16-dil-1	I	-0,5	+15	200	5 10	*1,5 *3	*1,5 *3	0,5 1	Q Q	100 50	100 50	T-Q T-Q	350 125	350 125

4018			Range Data				Identification Data					4018			Range Data				Identification Data															
Type	Man	B Sec. 3 Pins- Art-Nr.	TU	Udd		Ptot max	Udd	U _{IL}	U _{IH}	I _{dd}	t _{TR}		t _{pd}		Type	Man	B Sec. 3 Pins- Art-Nr.	TU	Udd		Ptot max	Udd	U _{IL}	U _{IH}	I _{dd}	t _{TR}		t _{pd}						
				V min	V max			V max	V min		μA	Pin	↓	↑					Pin	↓			↑	V min		V max	V max	V min	μA	Pin	↓	↑		
CD 4018 BMW	Nsc	16-flat-1	M	-0.5	+18	700	5	1.5	3.5	0.3	Q	125	125	T→Q	235	235	MC14018 BAL	Mot	16-dil-4	M	-0.5	+18	500	5	1.5	3.5	5n	Q	100	100	T→Q	310	310	
							10	3	7	0.5	Q	65	65	T→Q	95	95								10	3	7	10n	Q	50	50	T→Q	120	120	
							15	4	11	1	Q	50	50	T→Q	70	70								15	4	11	15n	Q	40	40	T→Q	85	85	
HCC4018 BD	Sgs	16-dil-5	M	-0.5	+20	200	5	1.5	3.5	40n	Q	100	100	T→Q	200	200	MC14018 BCL	Mot	16-dil-4	I	-0.5	+18	500	5	1.5	3.5	5n	Q	100	100	T→Q	310	310	
							10	3	7	40n	Q	50	50	T→Q	90	90								10	3	7	10n	Q	50	50	T→Q	120	120	
							15	4	11	40n	Q	40	40	T→Q	65	65								15	4	11	15n	Q	40	40	T→Q	85	85	
HCC4018 BF	Sgs	16-dil-4	M	-0.5	+20	200	5	1.5	3.5	40n	Q	100	100	T→Q	200	200	MC14018 BCP	Mot	16-dil-1	I	-0.5	+18	500	5	1.5	3.5	5n	Q	100	100	T→Q	310	310	
							10	3	7	40n	Q	50	50	T→Q	90	90								10	3	7	10n	Q	50	50	T→Q	120	120	
							15	4	11	40n	Q	40	40	T→Q	65	65								15	4	11	15n	Q	40	40	T→Q	85	85	
HCC4018 BK	Sgs	16-flat-1	M	-0.5	+20	200	5	1.5	3.5	40n	Q	100	100	T→Q	200	200	MN4018 B	Mat		I	-0.5	+20	200	5	1.5	3.5		T	100	100	T→Q	200	200	
							10	3	7	40n	Q	50	50	T→Q	90	90								15	4	11		T	40	40	T→Q	65	65	
							15	4	11	40n	Q	40	40	T→Q	65	65													T	40	40	T→Q	65	65
HCF4018 BE	Sgs	16-dil-1	I	-0.5	+18	200	5	1.5	3.5	40n	Q	100	100	T→Q	200	200	SCL4018 B	Spr		I	-0.5	+20	200	5	1.5	3.5		T	100	100	T→Q	200	200	
							10	3	7	40n	Q	50	50	T→Q	90	90								15	4	11		T	40	40	T→Q	65	65	
							15	4	11	40n	Q	40	40	T→Q	65	65													T	40	40	T→Q	65	65
HCF4018 BF	Sgs	16-dil-4	I	-0.5	+18	200	5	1.5	3.5	40n	Q	100	100	T→Q	200	200	TC4018 BP	Tos	16-dil-2	I	-0.5	+20	300	5	1.5	3.5	5n	Q	80	80	T→Q	280	280	
							10	3	7	40n	Q	50	50	T→Q	90	90								15	4	11	15n	Q	40	40	T→Q	110	110	
							15	4	11	40n	Q	40	40	T→Q	65	65													Q	50	50	T→Q	80	80
HD 14018 B	Hit		I	-0.5	+20	200	5	1.5	3.5		T	100	100	T→Q	200	200	4018 BDC	Fch	16-dil-4	I	-0.5	+18	400	5	1.5	3.5	(20	Q	63	59	T→Q	280	280	
							15	4	11		T	40	40	T→Q	65	65								10	3	7	(40	Q	26	31	T→Q	115	115	
																							15	4	11	(80	Q	19	23	T→Q	80	80		
HEF4018 B	Sig		I	-0.5	+20	200	5	1.5	3.5		T	100	100	T→Q	200	200	4018 BDM	Fch	16-dil-4	M	-0.5	+18	400	5	1.5	3.5	(5	Q	63	59	T→Q	280	280	
							15	4	11		T	40	40	T→Q	65	65								10	3	7	(10	Q	26	31	T→Q	115	115	
																							15	4	11	(20	Q	19	23	T→Q	80	80		
HEF4018 BD	Val	16-dil-4	I	-0.5	+18	400	5	1.5	3.5	(20	Q	60	60	T→Q	185	145	4018 BFC	Fch	16-flat-1	I	-0.5	+18	400	5	1.5	3.5	(20	Q	63	59	T→Q	280	280	
							10	3	7	(40	Q	30	30	T→Q	65	55								15	4	11	(40	Q	26	31	T→Q	115	115	
										(80	Q	20	20	T→Q	50	40								15	4	11	(80	Q	19	23	T→Q	80	80	
HEF4018 BP	Val	16-dil-1	I	-0.5	+18	400	5	1.5	3.5	(20	Q	60	60	T→Q	185	145	4018 BFM	Fch	16-flat-1	M	-0.5	+18	400	5	1.5	3.5	(5	Q	63	59	T→Q	280	280	
							10	3	7	(40	Q	30	30	T→Q	65	55								10	3	7	(10	Q	26	31	T→Q	115	115	
										(80	Q	20	20	T→Q	50	40								15	4	11	(20	Q	19	23	T→Q	80	80	
HEF4018 BT	Val	16-mic-1	I	-0.5	+18	200	5	1.5	3.5	(20	Q	60	60	T→Q	185	145	4018 BPC	Fch	16-dil-1	I	-0.5	+18	400	5	1.5	3.5	(20	Q	63	59	T→Q	280	280	
							10	3	7	(40	Q	30	30	T→Q	65	55								10	3	7	(40	Q	26	31	T→Q	115	115	
										(80	Q	20	20	T→Q	50	40								15	4	11	(80	Q	19	23	T→Q	80	80	
M4018 BP	Mit		I	-0.5	+20	200	5	1.5	3.5		T	100	100	T→Q	200	200	4018 DIE1	Sgs	chip	I	-0.5	+18	200	5	1.5	3.5	40n	Q	100	100	T→Q	200	200	
							15	4	11		T	40	40	T→Q	65	65								10	3	7	40n	Q	50	50	T→Q	90	90	
																							15	4	11	40n	Q	40	40	T→Q	65	65		

4019	Quad AND/OR Gate	4019			Range Data			Identification Data									
		Type	Man	B Sec. 3 Pins-Art-Nr.	T _U	U _{dd}		P _{tot} max	U _{dd}	U _{IL} *U _{NL}	U _{IH} *U _{NH}	I _{dd} typ	t _{TR} nstyp		t _{PD} nstyp		
						V min	V max						mW	V	V max	V min	μA
CD4019AD	Rca	16-dil-5	M	-0,5	+15	200	5	10	*1,5	*1,5	30n	Q	100	100	E-Q	100	100
CD4019AE	Rca	16-dil-1	I	-0,5	+15	200	5	10	*1,5	*1,5	0,1	Q	100	100	E-Q	100	100
CD4019AF	Rca	16-dil-4	M	-0,5	+15	200	5	10	*1,5	*1,5	30n	Q	100	100	E-Q	100	100
CD4019AH	Rca	chip	M	-0,5	+15	200	5	10	*1,5	*1,5	30n	Q	100	100	E-Q	100	100
CD4019AK	Rca	16-flat-1	M	-0,5	+15	200	5	10	*1,5	*1,5	30n	Q	100	100	E-Q	100	100
CD4019BCJ	Nsc	16-dil-4	I	-0,5	+18	500	5	10	1,5	3,5	30n	Q	100	150	E-Q	100	100
CD4019BCM	Nsc	16-mic-1	I	-0,5	+18	500	5	15	1,5	3,5	30n	Q	100	100	E-Q	100	100
CD4019BCN	Nsc	16-dil-1	I	-0,5	+18	700	5	15	1,5	3,5	30n	Q	100	150	E-Q	100	100
CD4019BD	Rca	16-dil-5	M	-0,5	+20	200	5	10	1,5	3,5	20n	Q	100	100	E-Q	150	150
CD4019BE	Rca	16-dil-1	I	-0,5	+20	200	5	15	1,5	3,5	20n	Q	100	100	E-Q	150	150
CD4019BF	Rca	16-dil-4	M	-0,5	+20	200	5	15	1,5	3,5	20n	Q	100	100	E-Q	150	150
CD4019BH	Rca	chip	M	-0,5	+20	200	5	15	1,5	3,5	20n	Q	100	100	E-Q	150	150
CD4019BK	Rca	16-flat-1	M	-0,5	+20	200	5	15	1,5	3,5	20n	Q	100	100	E-Q	150	150



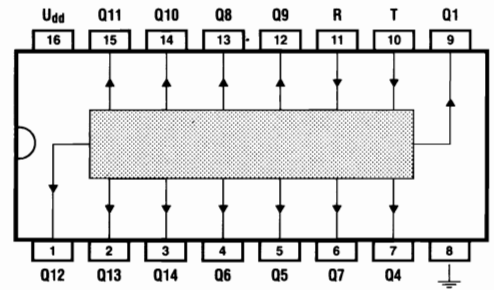
Inputs		Outputs		
KA	KB	An	Bn	Qn
H	L	H	X	H
H	L	L	X	L
L	H	X	H	H
L	H	X	L	L
L	L	X	X	L
H	H	L	L	L
H	H	L	H	H
H	H	H	L	H
H	H	H	H	H

4019			Range Data				Identification Data							4019			Range Data				Identification Data												
Type	Man	B Sec. 3 Pins-Art-Nr.	T _U	U _{dd}		P _{tot} max	U _{dd}	U _{IL}	U _{IH}	I _{dd} typ	t _{TR} nstyp			t _{PD} nstyp			Type	Man	B Sec. 3 Pins-Art-Nr.	T _U	U _{dd}		P _{tot} max	U _{dd}	U _{IL}	U _{IH}	I _{dd} typ	t _{TR} nstyp			t _{PD} nstyp		
				V min	V max			V max	V min		μA	Pin	↓	↑	Pin	↓					↑	V min			V max	V max		V min	μA	Pin	↓	↑	Pin
CD 4019 BMD	Nsc	16-dil-5	M	-0.5	+18	500	5 10 15	1.5 3 4	3.5 7 11	30n 50n 70n	Q Q Q	100 50 40	150 70 50	E-Q E-Q E-Q	100 50 45	100 50 45	HEF 4019 BT	Val	16-mic-1	I	-0.5	+18	400	5 10 15	1.5 3 4	3.5 7 11	20 (40 (80	Q Q Q	60 30 20	60 30 20	A/B-Q A/B-Q A/B-Q	70 30 25	60 25 15
CD 4019 BMJ	Nsc	16-dil-4	M	-0.5	+18	700	5 10 15	1.5 3 4	3.5 7 11	30n 50n 70n	Q Q Q	100 50 40	150 70 50	E-Q E-Q E-Q	100 50 45	100 50 45	LC 4019 B	Say		I	-0.5	+20	200	5 15	1.5 4	3.5 11		Q Q	100 40	100 40	E-Q E-Q	150 50	150 50
CD 4019 BMW	Nsc	16-flat-1	M	-0.5	+18	700	5 10 15	1.5 3 4	3.5 7 11	30n 50n 70n	Q Q Q	100 50 40	150 70 50	E-Q E-Q E-Q	100 50 45	100 50 45	M 4019 BP	Mit		I	-0.5	+20	200	5 15	1.5 4	3.5 11		Q Q	100 40	100 40	E-Q E-Q	150 50	150 50
HCC 4019 BD	Sgs	16-dil-5	M	-0.5	+20	200	5 10 15	1.5 3 4	3.5 7 11	20n 20n 20n	Q Q Q	100 50 40	100 60 40	E-Q E-Q E-Q	150 60 60	150 60 50	MB 84019 B	Fui		I	-0.5	+20	200	5 15	1.5 4	3.5 11		Q Q	100 40	100 40	E-Q E-Q	150 50	150 50
HCC 4019 BF	Sgs	16-dil-4	M	-0.5	+20	200	5 10 15	1.5 3 4	3.5 7 11	20n 20n 20n	Q Q Q	100 50 40	100 50 40	E-Q E-Q E-Q	150 60 60	150 60 50	MN 4019 B	Mat		I	-0.5	+20	200	5 15	1.5 4	3.5 11		Q Q	100 40	100 40	E-Q E-Q	150 50	150 50
HCC 4019 BF	Sgs	16-dil-4	M	-0.5	+20	200	5 10 15	1.5 3 4	3.5 7 11	20n 20n 20n	Q Q Q	100 50 40	100 50 40	E-Q E-Q E-Q	150 60 60	150 60 50	MSM 4019 B	OkI		I	-0.5	+20	200	5 15	1.5 4	8.5 11		Q Q	100 40	100 40	E-Q E-Q	150 50	150 50
HCC 4019 BK	Sgs	16-flat-1	M	-0.5	+20	200	5 10 15	1.5 3 4	3.5 7 11	20n 20n 20n	Q Q Q	100 50 40	100 60 40	E-Q E-Q E-Q	150 60 50	150 60 50	NJU 4019 B	Njr		I	-0.5	+20	200	5 15	1.5 4	3.5 11		Q Q	100 40	100 40	E-Q E-Q	150 50	150 50
HCF 4019 BE	Sgs	16-dil-1	I	-0.5	+18	200	5 10 15	1.5 3 4	3.5 7 11	20n 20n 20n	Q Q Q	100 50 40	100 60 40	E-Q E-Q E-Q	150 60 50	150 60 50	TC 4019 BF	Tos	16-mic-3	I	-0.5	+20	180	5 15	1.5 4	3.5 11	2n 4n 8n	Q Q Q	100 50 40	130 65 50	E-Q E-Q E-Q	300 125 100	250 100 80
HCF 4019 BF	Sgs	16-dil-4	I	-0.5	+18	200	5 10 15	1.5 3 4	3.5 7 11	20n 20n 20n	Q Q Q	100 50 40	100 60 40	E-Q E-Q E-Q	150 60 50	150 60 50	TC 4019 BP	Tos	16-dil-2	I	-0.5	+20	300	5 15	1.5 4	3.5 11	2n 4n 8n	Q Q Q	100 50 40	130 65 50	E-Q E-Q E-Q	300 125 100	250 100 80
HCF 4019 BM	Sgs	16-mic-1	I	-0.5	+18	200	5 10 15	1.5 3 4	3.5 7 11	20n 20n 20n	Q Q Q	100 50 40	100 60 40	E-Q E-Q E-Q	150 60 50	150 60 50	V 4019 D	Mkm	16-dil-1	I	-0.5	+18	300	5 10 15	1.5 3 4	3.5 7 11	30 60 120	Q Q Q	(200 (100 (80	(200 (100 (80	E-Q E-Q E-Q	(300 (120 (100	(300 (120 (100
HEF 4019 B	Sig		I	-0.5	+20	200	5 15	1.5 4	3.5 11		Q Q	100 40	100 40	E-Q E-Q	150 50	150 50	4019 BDC	Fch	16-dil-4	I	-0.5	+18	400	5 10 15	1.5 3 4	3.5 7 11	(20 (40 (80	Q Q Q	90 40 30	80 42 32	E-Q E-Q E-Q	85 37 24	75 35 24
HEF 4019 BD	Val	16-dil-4	I	-0.5	+18	500	5 10 15	1.5 3 4	3.5 7 11	(20 (40 (80	Q Q Q	60 30 20	60 30 20	A/B-Q A/B-Q A/B-Q	70 30 25	60 25 15	4019 BDM	Fch	16-dil-4	M	-0.5	+18	400	5 10 15	1.5 3 4	3.5 7 11	(5 (10 (20	Q Q Q	90 40 30	80 42 32	E-Q E-Q E-Q	85 37 24	75 35 24
HEF 4019 BP	Val	16-dil-1	I	-0.5	+18	500	5 10 15	1.5 3 4	3.5 7 11	(20 (40 (80	Q Q Q	60 30 20	60 30 20	A/B-Q A/B-Q A/B-Q	70 30 25	60 25 15																	

4019			Range Data			Identification Data										
Type	Man	B Sec. 3 Pins- Art-Nr.	T _U	U _{dd}		P _{tot} max	U _{dd}	U _{IL}	U _{IH}	I _{dd} typ	t _{TR} n _{styp}			t _{PD} n _{styp}		
				V min	V max	mW		V	V max		V min	μA	Pin	↓	↑	Pin → Pin
4019BFC	Fch	16-flat-1	I	-0,5	+18	400	5	1,5	3,5	(20	Q	90	80	E→Q	85	75
							10	3	7	(40	Q	40	42	E→Q	37	35
							15	4	11	(80	Q	30	32	E→Q	29	24
4019BFM	Fch	16-flat-1	M	-0,5	+18	400	5	1,5	3,5	(5	Q	90	80	E→Q	85	75
							10	3	7	(10	Q	40	42	E→Q	37	35
							15	4	11	(20	Q	30	32	E→Q	29	24
4019BPC	Fch	16-dil-1	I	-0,5	+18	400	5	1,5	3,5	(20	Q	90	80	E→Q	85	75
							10	3	7	(40	Q	40	42	E→Q	37	35
							15	4	11	(80	Q	30	32	E→Q	29	24
4019DIE1	Sgs	chip	I	-0,5	+18	200	5	1,5	3,5	20n	Q	100	100	E→Q	150	150
							10	3	7	20n	Q	50	50	E→Q	60	60
							15	4	11	20n	Q	40	40	E→Q	50	50
μPD 4019 BC	Nec	16-dil-2	I	-0,5	+20	200	5	1,5	3,5	5n	Q	100	100	E→D	140	140
							10	3	7	10n	Q	50	50	E→D	65	65
							15	4	11	15n	Q	40	40	E→D	50	50
μPD 4019 BG	Nec	16-mic-1	I	-0,5	+20	200	5	1,5	3,5	5n	Q	100	100	E→D	140	140
							10	3	7	10n	Q	50	50	E→D	65	65
							15	4	11	15n	Q	40	40	E→D	50	50

4020

14-Bit Binary Counter



T	R	Function
┌	L	-
└	L	count
X	H	reset

4020			Range Data			Identification Data										
Type	Man	B Sec. 3 Pins- Art-Nr.	T _U	U _{dd}		P _{tot} max	U _{dd}	U _{IL}	U _{IH}	I _{dd} typ	t _{TR} n _{styp}			t _{PD} n _{styp}		
				V min	V max	mW		V	V max		V min	μA	Pin	↓	↑	Pin → Pin
CD 4020 AD	Rca	16-dil-5	M	-0,5	+15	200	5	*1,5	*1,5	0,5	Q	450	450	T→Q	450	450
								*3	*3		1	Q	200	200	T→Q	150
CD 4020 AE	Rca	16-dil-1	I	-0,5	+15	200	5	*1,5	*1,5	1	Q	450	450	T→Q	450	450
								*3	*3		2	Q	200	200	T→Q	150

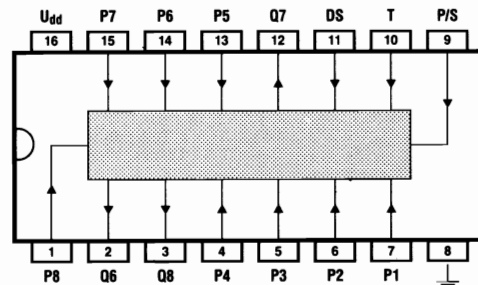
4020			Range Data			Identification Data							4020			Range Data			Identification Data														
Type	Man	B Sec. 3 Pins- Art-Nr.	T _U	U _{dd}		P _{tot} max mW	U _{dd} V	U _{IL}	U _{IH}	I _{dd} typ μA	t _{TR} n _s typ			t _{PD} n _s typ			Type	Man	B Sec. 3 Pins- Art-Nr.	T _U	U _{dd}		P _{tot} max mW	U _{dd} V	U _{IL}	U _{IH}	I _{dd} typ μA	t _{TR} n _s typ			t _{PD} n _s typ		
				V min	V max			V max	V min		Pin ↓	↑	Pin ↓	↑	V min	V max					V max	V min			Pin ↓	↑		Pin ↓	↑				
CD 4020 AF	Rca	16-dil-4	M	-0.5 + 15	200	5 10	*1.5 *3	*1.5 *3	0.5 1	Q Q	450 200	450 200	T→Q T→Q	450 150	450 150	CD 4020 BMJ	Nsc	16-dil-4	M	-0.5 + 18	700	5 10 15	1.5 3 4	3.5 7 11	(5) (10) (20)	Q Q Q	100 50 40	100 50 40	T→Q1 T→Q1 T→Q1	250 100 75	250 100 75		
CD 4020 AH	Rca	chip	M	-0.5 + 15		5 10	*1.5 *3	*1.5 *3	0.5 1	Q Q	450 200	450 200	T→Q T→Q	450 150	450 150	CD 4020 BMW	Nsc	16-flat-1	M	-0.5 + 18	700	5 10 15	1.5 3 4	3.5 7 11	(5) (10) (20)	Q Q Q	100 50 40	100 50 40	T→Q1 T→Q1 T→Q1	250 100 75	250 100 75		
CD 4020 AK	Rca	16-flat-1	M	-0.5 + 15	200	5 10	*1.5 *3	*1.5 *3	0.5 1	Q Q	450 200	450 200	T→Q T→Q	450 150	450 150	HCC 4020 BD	Sgs	16-dil-5	M	-0.5 + 20	200	5 10 15	1.5 3 4	3.5 7 11	40n 40n 40n	Q Q Q	100 50 40	100 50 40	T→Q1 T→Q1 T→Q1	180 80 65	180 80 65		
CD 4020 BCJ	Nsc	16-dil-4	I	-0.5 + 18	500	5 10 15	1.5 3 4	3.5 7 11	(20) (40) (80)	Q Q Q	100 50 40	100 50 40	T→Q T→Q T→Q	250 100 75	250 100 75	HCC 4020 BF	Sgs	16-dil-4	M	-0.5 + 20	200	5 10 15	1.5 3 4	3.5 7 11	40n 40n 40n	Q Q Q	100 50 40	100 50 40	T→Q1 T→Q1 T→Q1	180 80 65	180 80 65		
CD 4020 BCM	Nsc	16-mic-1	I	-0.5 + 18	500	5 10 15	1.5 3 4	3.5 7 11	(20) (20) (80)	Q Q Q	100 50 40	100 50 40	T→Q1 T→Q1 T→Q1	250 100 75	250 100 75	HCC 4020 BK	Sgs	16-flat-1	M	-0.5 + 20	200	5 10 15	1.5 3 4	3.5 7 11	40n 40n 40n	Q Q Q	100 50 40	100 50 40	T→Q1 T→Q1 T→Q1	180 80 65	180 80 65		
CD 4020 BCN	Nsc	16-dil-1	I	-0.5 + 18	700	5 10 15	1.5 3 4	3.5 7 11	(20) Q (80)	Q Q Q	100 50 40	100 50 40	T→Q1 T→Q1 T→Q1	250 100 75	250 100 75	HCF 4020 BE	Sgs	16-dil-1	I	-0.5 + 18	200	5 10 15	1.5 3 4	3.5 7 11	40n 40n 40n	Q Q Q	100 50 40	100 50 40	T→Q1 T→Q1 T→Q1	180 80 65	180 80 65		
CD 4020 BD	Rca	16-dil-5	M	-0.5 + 20	200	5 10 15	1.5 3 4	3.5 7 11	40n 40n 40n	Q Q Q	100 50 40	100 50 40	T→Q1 T→Q1 T→Q1	180 80 65	180 80 65	HCF 4020 BF	Sgs	16-dil-4	I	-0.5 + 18	200	5 10 15	1.5 3 4	3.5 7 11	40n 40n 40n	Q Q Q	100 50 40	100 50 40	T→Q1 T→Q1 T→Q1	180 80 65	180 80 65		
CD 4020 BE	Rca	16-dil-1	I	-0.5 + 20	200	5 10 15	1.5 3 4	3.5 7 11	40n 40n 40n	Q Q Q	100 50 40	100 50 40	T→Q1 T→Q1 T→Q1	180 80 65	180 80 65	HCF 4020 BM	Sgs	16-mic-1	I	-0.5 + 18	200	5 10 15	1.5 3 4	3.5 7 11	40n 40n 40n	Q Q Q	100 50 40	100 50 40	T→Q1 T→Q1 T→Q1	180 80 65	180 80 65		
CD 4020 BF	Rca	16-dil-4	M	-0.5 + 20	200	5 10 15	1.5 3 4	3.5 7 11	40n 40n 40n	Q Q Q	100 50 40	100 50 40	T→Q1 T→Q1 T→Q1	180 80 65	180 80 65	HD 14020 B	Hit		I	-0.5 + 20	200	5 15	1.5 4	3.5 11		Q Q	100 40	100 40	T→Q1 T→Q1	180 65	180 65		
CD 4020 BH	Rca	chip	M	-0.5 + 20		5 10 15	1.5 3 4	3.5 7 11	40n 40n 40n	Q Q Q	100 50 40	100 50 40	T→Q1 T→Q1 T→Q1	180 80 65	180 80 65	HEF 4020 B	Sig		I	-0.5 + 20	200	5 15	1.5 4	3.5 11		Q Q	100 40	100 40	T→Q1 T→Q1	180 65	180 65		
CD 4020 BK	Rca	16-flat-1	M	-0.5 + 20	200	5 10 15	1.5 3 4	3.5 7 11	40n 40n 40n	Q Q Q	100 50 40	100 50 40	T→Q1 T→Q1 T→Q1	180 80 65	180 80 65	HEF 4020 BD	Val	16-dil-4	I	-0.5 + 18	500	5 10 15	1.5 3 4	3.5 7 11	(20) (40) (80)	Q Q Q	60 30 20	60 30 20	T→Q T→Q T→Q	105 45 30	105 50 35		
CD 4020 BMD	Nsc	16-dil-5	M	-0.5 + 18	500	5 10 15	1.5 3 4	3.5 7 11	(5) (10) (20)	Q Q Q	100 50 40	100 50 40	T→Q T→Q T→Q	250 100 75	250 100 75	HEF 4020 BP	Val	16-dil-1	I	-0.5 + 18	500	5 10 15	1.5 3 4	3.5 7 11	(20) (40) (80)	Q Q Q	60 30 20	60 30 20	T→Q T→Q T→Q	105 45 30	105 50 35		

4020				Range Data			Identification Data						4020				Range Data			Identification Data													
Type	Man	B Sec. 3 Pins- Art-Nr.	TU	U _{dd}		P _{tot} max mW	U _{dd}	U _{IL} U _{IH}		I _{dd} typ μA	t _{TR}			t _{PD}			Type	Man	B Sec. 3 Pins- Art-Nr.	TU	U _{dd}		P _{tot} max mW	U _{dd}	U _{IL} U _{IH}		I _{dd} typ μA	t _{TR}			t _{PD}		
				V min	V max			V max	V min		Pin	↓	↑	Pin → Pin	↓	↑					V min	V max			V max	V min		Pin	↓	↑	Pin → Pin	↓	↑
HEF 4020 BT	Val	16-mic-1	I	-0.5	+18	400	5 10 15	1.5 3 4	3.5 7 11	(20 40 80)	Q Q Q	60 30 20	60 30 20	T → Q T → Q T → Q	105 45 30	105 50 35	4020 BDC	Fch	16-dil-4	I	-0.5	+18	400	5 10 15	1.5 3 4	3.5 7 11	(20 40 80)	Q Q Q	65 35 25	65 35 25	T → Q T → Q T → Q	110 45 33	130 55 37
LC 4020 B	Say		I	-0.5	+20	200	5 15	1.5 4	3.5 11		Q Q	100 40	100 40	T → Q1 T → Q1	180 65	180 65	4020 BDM	Fch	16-dil-4	M	-0.5	+18	400	5 10 15	1.5 3 4	3.5 7 11	(5 10 20)	Q Q Q	65 35 25	65 35 25	T → Q T → Q T → Q	110 45 33	130 55 37
M 4020 BP	Mit		I	-0.5	+20	200	5 15	1.5 4	3.5 11		Q Q	100 40	100 40	T → Q1 T → Q1	180 65	180 65	4020 BFC	Fch	16-flat-1	I	-0.5	+18	400	5 10 15	1.5 3 4	3.5 7 11	(20 40 80)	Q Q Q	65 35 25	65 35 25	T → Q T → Q T → Q	110 45 33	130 55 37
MB 84020 B	Fui		I	-0.5	+20	200	5 15	1.5 4	3.5 11		Q Q	100 40	100 40	T → Q1 T → Q1	180 65	180 65	4020 BFM	Fch	16-flat-1	M	-0.5	+18	400	5 10 15	1.5 3 4	3.5 7 11	(5 10 20)	Q Q Q	65 35 25	65 35 25	T → Q T → Q T → Q	110 45 33	130 55 37
MC 14020 BAL	Mot	16-dil-4	M	-0.5	+18	500	5 10 15	1.5 3 4	3.5 7 11	5n 10n 15n	Q Q Q	100 50 40	100 50 40	T → Q1 T → Q1 T → Q1	260 115 80	260 115 80	4020 BPC	Fch	16-dil-1	I	-0.5	+18	400	5 10 15	1.5 3 4	3.5 7 11	(20 40 80)	Q Q Q	65 35 25	65 35 25	T → Q T → Q T → Q	110 45 33	130 55 37
MC 14020 BCL	Mot	16-dil-4	I	-0.5	+18	500	5 10 15	1.5 3 4	3.5 7 11	5n 10n 15n	Q Q Q	100 50 40	100 50 40	T → Q1 T → Q1 T → Q1	260 115 80	260 115 80	4020 DIE1	Sgs	chip	I	-0.5	+18	200	5 10 15	1.5 3 4	3.5 7 11	40n 40n 40n	Q Q Q	100 50 40	100 50 40	T → Q1 T → Q1 T → Q1	180 80 65	180 80 65
MC 14020 BCP	Mot	16-dil-1	I	-0.5	+18	500	5 10 15	1.5 3 4	3.5 7 11	5n 10n 15n	Q Q Q	100 50 40	100 50 40	T → Q1 T → Q1 T → Q1	260 115 80	260 115 80	μPD 4020 BC	Nec	16-dil-1	I	-0.5	+18	200	5 10 15	1.5 3 4	3.5 7 11	1 2 4	Q Q Q	450 200 170	450 200 170	T → Q1 T → Q1 T → Q1	450 150 120	450 150 120
MN 4020 B	Mat		I	-0.5	+20	200	5 15	1.5 4	3.5 11		Q Q	100 40	100 40	T → Q1 T → Q1	180 65	180 65	HD 74HC4020 BP	Hit		I	-0.5	+7	500	2 6				Q Q	30 9	30 9	T → Q1 T → Q1	80 18	80 18
MSM 4020 B	Oki		I	-0.5	+20	200	5 15	1.5 4	3.5 11		Q Q	100 40	100 40	T → Q1 T → Q1	180 65	180 65	LR 74HC4020 BP	Sha		I	-0.5	+7	500	2 6				Q Q	30 9	30 9	T → Q1 T → Q1	80 18	80 18
NJU 4020 B	Njr		I	-0.5	+20	200	5 15	1.5 4	3.5 11		Q Q	100 40	100 40	T → Q1 T → Q1	180 65	180 65	M 74HC4020 BP	Mit		I	-0.5	+7	500	2 6				Q Q	30 9	30 9	T → Q1 T → Q1	80 18	80 18
SCL 4020 B	Spr		I	-0.5	+20	200	5 15	1.5 4	3.5 11		Q Q	100 40	100 40	T → Q1 T → Q1	180 65	180 65	MC 74HC4020 BP	Mot		I	-0.5	+7	500	2 6				Q Q	30 9	30 9	T → Q1 T → Q1	80 18	80 18
TC 4020 BF	Tos	16-mic-3	I	-0.5	+20	180	5 10 15	1.5 3 4	3.5 7 11	5n 10n 15n	Q Q Q	100 50 40	130 65 50	T → Q1 T → Q1 T → Q1	160 80 65	160 80 65	MM 74HC4020 M	Nsc	16-mic-1	I	-0.5	+7	500	2 4.5 6	0.5 1.35 1.8	1.5 3.15 4.2	8	Q Q Q	30 10 9	30 10 9	T → Q1 T → Q1 T → Q1	80 21 18	80 21 18
TC 4020 BP	Tos	16-dil-2	I	-0.5	+20	300	5 10 15	1.5 3 4	3.5 7 11	5n 10n 15n	Q Q Q	100 50 40	130 65 50	T → Q1 T → Q1 T → Q1	160 80 65	160 80 65																	

4020			Range Data				Identification Data									
Type	Man	B Sec. 3 Pins- Art-Nr.	T _U	U _{dd}		P _{tot} max	U _{dd}	U _{IL}	U _{IH}	I _{dd} typ	t _{TR}		t _{PD}			
				V min	V max	mW		V	V max		V min	μA	Pin	↓	↑	Pin → Pin
MM74HC4020 N	Nsc	16-dil-1	1	-0.5	+7	600	2	0,5	1,5	8	Q	30	30	T→Q1	80	80
								1,35	3,15		Q	10	10	T→Q1	21	21
								1,8	4,2		Q	9	9	T→Q1	18	18
MN74HC4020 BP	Mat		1	-0.5	+7	500	2				Q	30	30	T→Q1	80	80
								6	6		Q	9	9	T→Q1	18	18
MSM74HC4020BP	Ok		1	-0.5	+7	500	2				Q	30	30	T→Q1	80	80
							6				Q	9	9	T→Q1	18	18
SN74HC4020 BP	Tix		1	-0.5	+7	500	2				Q	30	30	T→Q1	80	80
							6				Q	9	9	T→Q1	18	18
SP74HC4020 BP	Top		1	-0.5	+7	500	2				Q	30	30	T→Q1	80	80
							6				Q	9	9	T→Q1	18	18
TC74HC4020 BP	Tos		1	-0.5	+7	500	2				Q	30	30	T→Q1	80	80
							6				Q	9	9	T→Q1	18	18
μPD74HC4020 BP	Nec		1	-0.5	+7	500	2				Q	30	30	T→Q1	80	80
							6				Q	9	9	T→Q1	18	18

4021

8-Bit Static Shift Register,
Asynchronous



Inputs					Outputs		
t =	T	DS	P/S	Pn	Q6	Q7	Q8
					t = n+6	t = n+7	t = n+8
n	┌	L	L	X	L	?	?
n+1	┌	H	L	X	H	L	?
n+2	┌	L	L	X	L	H	L
n+3	┌	H	L	X	H	L	H
	└	X	L	X	Q6	Q7	Q8

Inputs				Outp.
T	DS	P/S	Pn	Qn
X	X	H	L	L
X	X	H	H	H

P1...P8 = Parallel in, Q6...Q8 = Seriell out, P/S = Par./Ser.

4021			Range Data			Identification Data						4021			Range Data			Identification Data																	
Type	Man	B Sec. 3 Pins- Art-Nr.	TU	Udd		Ptot max	Udd	U _{IL}	U _{IH}	I _{dd} typ	t _{TR} n _{styp}			t _{PD} n _{styp}			Type	Man	B Sec. 3 Pins- Art-Nr.	TU	Udd		Ptot max	Udd	U _{IL}	U _{IH}	I _{dd} typ	t _{TR} n _{styp}			t _{PD} n _{styp}				
				V min	V max			V	V max		V min	μA	Pin	↓	↑	Pin → Pin					↓	↑			V min	V max		mW	V	V max	V min	μA	Pin	↓	↑
BU 4021 B	Toy		I	-0.5	+20	200	5 15	1,5 4	3,5 11		Q Q	100 40	100 40	T→Q T→Q	160 60	160 60	CD 4021 BK	Rca	16-flat-1	M	-0.5	+20	200	5 10 15	1,5 3 4	3,5 7 11	40n 40n 40n	Q Q Q	100 50 40	100 50 40	T→Q T→Q T→Q	160 80 60	160 80 60		
CD 4021 AD	Rca	16-dil-5	M	-0.5	+15	200	5 10	*1,5 *3	*1,5 *3	0,5 1	Q Q	150 75	150 75	T→Q T→Q	300 100	300 100	CD 4021 BMD	Nsc	16-dil-5	M	-0.5	+18	500	5 10 15	1,5 3 4	3,5 7 11	0,1 0,2 0,3	Q Q Q	100 50 40	100 50 40	T→Q T→Q T→Q	240 100 70	240 100 70		
CD 4021 AE	Rca	16-dil-1	I	-0.5	+15	200	5 10	*1,5 *3	*1,5 *3	0,5 1	Q Q	150 75	150 75	T→Q T→Q	300 300	300 300	CD 4021 BMJ	Nsc	16-dil-4	M	-0.5	+18	500	5 10 15	1,5 3 4	3,5 7 11	0,1 0,2 0,3	Q Q Q	100 50 40	100 50 40	T→Q T→Q T→Q	240 100 70	240 100 70		
CD 4021 AF	Rca	16-dil-4	M	-0.5	+15	200	5 10	*1,5 *3	*1,5 *3	0,5 1	Q Q	150 75	150 75	T→Q T→Q	300 100	300 100	CD 4021 BMW	Nsc	16-flat-1	M	-0.5	+18		5 10 15	1,5 3 4	3,5 7 11	0,1 0,2 0,3	Q Q Q	100 50 40	100 50 40	T→Q T→Q T→Q	240 100 70	240 100 70		
CD 4021 AH	Rca	chip	M	-0.5	+15		5 10	*1,5 *3	*1,5 *3	0,5 1	Q Q	150 75	150 75	T→Q T→Q	300 100	300 100																			
CD 4021 AK	Rca	16-flat-1	M	-0.5	+15	200	5 10	*1,5 *3	*1,5 *3	0,5 1	Q Q	150 75	150 75	T→Q T→Q	300 100	300 100	HCC 4021 BD	Sgs	16-dil-5	M	-0.5	+20	200	5 10 15	1,5 3 4	3,5 7 11	40n 40n 40n	Q Q Q	100 50 40	100 50 40	T→Q T→Q T→Q	160 80 60	160 80 60		
CD 4021 BCJ	Nsc	16-dil-4	I	-0.5	+18	500	5 10 15	1,5 3 4	3,5 7 11	0,1 0,2 0,3	Q Q Q	100 50 40	100 50 40	T→Q T→Q T→Q	240 100 70	240 100 70	HCC 4021 BF	Sgs	16-dil-4	M	-0.5	+20	200	5 10 15	1,5 3 4	3,5 7 11	40n 40n 40n	Q Q Q	100 50 40	100 50 40	T→Q T→Q T→Q	160 80 60	160 80 60		
CD 4021 BCM	Nsc	16-mic-1	I	-0.5	+18	500	5 10 15	1,5 3 4	3,5 7 11	0,1 0,2 0,3	Q Q Q	100 50 40	100 50 40	T→Q T→Q T→Q	240 100 70	240 100 70	HCC 4021 BK	Sgs	16-flat-1	M	-0.5	+20	200	5 10 15	1,5 3 4	3,5 7 11	40n 40n 40n	Q Q Q	100 50 40	100 50 40	T→Q T→Q T→Q	160 80 60	160 80 60		
CD 4021 BCN	Nsc	16-dil-1	I	-0.5	+18	700	5 10 15	1,5 3 4	3,5 7 11	0,1 0,2 0,3	Q Q Q	100 50 40	100 50 40	T→Q T→Q T→Q	240 100 70	240 100 70	HCF 4021 BE	Sgs	16-dil-1	I	-0.5	+18	200	5 10 15	1,5 3 4	3,5 7 11	40n 40n 40n	Q Q Q	100 50 40	100 50 40	T→Q T→Q T→Q	160 80 60	160 80 60		
CD 4021 BD	Rca	16-dil-5	M	-0.5	+20	200	5 10 15	1,5 3 4	3,5 7 11	40n 40n 40n	Q Q Q	100 50 40	100 50 40	T→Q T→Q T→Q	160 80 60	160 80 60	HCF 4021 BF	Sgs	16-dil-4	I	-0.5	+18	200	5 10 15	1,5 3 4	3,5 7 11	40n 40n 40n	Q Q Q	100 50 40	100 50 40	T→Q T→Q T→Q	160 80 60	160 80 60		
CD 4021 BE	Rca	16-dil-1	I	-0.5	+20	200	5 10 15	1,5 3 4	3,5 7 11	40n 40n 40n	Q Q Q	100 50 40	100 50 40	T→Q T→Q T→Q	160 80 60	160 80 60	HD 14021 B	Hit		I	-0.5	+20	200	5 15	1,5 4	3,5 11		Q Q	100 40	100 40	T→Q T→Q	160 60	160 60		
CD 4021 BF	Rca	16-dil-4	M	-0.5	+20	200	5 10 15	1,5 3 4	3,5 7 11	40n 40n 40n	Q Q Q	100 50 40	100 50 40	T→Q T→Q T→Q	160 80 60	160 80 60	HEF 4021 B	Sig		I	-0.5	+20	200	5 15	1,5 4	3,5 11		Q Q	100 40	100 40	T→Q T→Q	160 60	160 60		
CD 4021 BH	Rca	chip	M	-0.5	+20		5 10 15	1,5 3 4	3,5 7 11	40n 40n 40n	Q Q Q	100 50 40	100 50 40	T→Q T→Q T→Q	160 80 60	160 80 60	HEF 4021 BD	Val	16-dil-4	I	-0.5	+18	500	5 10 15	1,5 3 4	3,5 7 11	(20 (40 (80	Q Q Q	60 30 20	60 30 20	T→Q T→Q T→Q	125 55 40	115 50 40		

4021			Range Data				Identification Data							4021			Range Data				Identification Data																				
Type	Man	B Sec. 3 Pins- Art-Nr.	TU	Udd		Ptot max	Udd	U _L UNL	U _H UNH	I _{dd} typ	tTR n _{styp}			tPD n _{styp}			Type	Man	B Sec. 3 Pins- Art-Nr.	TU	Udd		Ptot max	Udd	U _L UNL	U _H UNH	I _{dd} typ	tTR n _{styp}			tPD n _{styp}										
				V min	V max						V min	V max	V min	V max	V min	V max					Pin	↓						↑	Pin	↓	↑	V min	V max	V min	V max	Pin	↓	↑	Pin	↓	↑
HEF 4021 BP	Val	16-dil-1	I	-0.5	+18	500	5	1,5	3,5	(20 40 80)	Q	60	60	T-Q	125	115	4021 BDM	Fch	16-dil-4	M	-0.5	+18	400	5	1,5	3,5	(5 10 15)	Q	69	58	T-Q	184	134	40	40	40	50	50	40	40	40
HEF 4021 BT	Val	16-mic-1	I	-0.5	+18	400	5	1,5	3,5	(20 40 80)	Q	60	60	T-Q	125	115	4021 BFC	Fch	16-flat-1	I	-0.5	+18	400	5	1,5	3,5	(20 40 80)	Q	69	58	T-Q	184	134	40	40	40	50	50	40	40	40
M 4021 BP	Mit		I	-0.5	+20	200	5	1,5	3,5		Q	100	100	T-Q	160	160	4021 BFM	Fch	16-flat-1	M	-0.5	+18	400	5	1,5	3,5	(5 10 15)	Q	69	58	T-Q	184	134	40	40	40	50	50	40	40	40
MB 84021 B	Fui		I	-0.5	+20	200	5	1,5	3,5		Q	100	100	T-Q	160	160	4021 BPC	Fch	16-dil-1	I	-0.5	+18	400	5	1,5	3,5	(20 40 80)	Q	69	58	T-Q	184	134	40	40	40	50	50	40	40	40
MC 14021 BAL	Mot	16-dil-4	M	-0.5	+18	500	5	1,5	3,5	5n 10n 15n	Q	100	100	T-Q	400	400	4021 DIE1	Sgs	chip	I	-0.5	+18	200	5	1,5	3,5	(40n 50n 15n)	Q	100	100	T-Q	160	160	40	40	40	50	50	40	40	40
MC 14021 BCL	Mot	16-dil-4	I	-0.5	+18	500	5	1,5	3,5	5n 10n 15n	Q	100	100	T-Q	400	400	μPD 4021 BC	Nec	16-dil-2	I	-0.5	+20	200	5	1,5	3,5	(5n 10n 15n)	Q	100	100	T-Q	400	400	40	40	40	50	50	40	40	40
MC 14021 CP	Mot	16-dil-1	I	-0.5	+18	500	5	1,5	3,5	5n 10n 15n	Q	100	100	T-Q	400	400																									
MN 4021 B	Mat		I	-0.5	+20	200	5	1,5	3,5		Q	100	100	T-Q	160	160																									
MSM 4021 B	OkI		I	-0.5	+20	200	5	1,5	3,5		Q	100	100	T-Q	160	160																									
NJU 4021 B	Njr		I	-0.5	+20	200	5	1,5	3,5		Q	100	100	T-Q	160	160																									
SCL 4021 B	Spr		I	-0.5	+20	200	5	1,5	3,5		Q	100	100	T-Q	160	160																									
TC 4021 BP	Tos	16-dil-2	I	-0.5	+20	300	5	1,5	3,5	5n 10n 15n	Q	80	80	T-Q	150	150																									
4021 BDC	Fch	16-dil-4	I	-0.5	+18	400	5	1,5	3,5	(20 40 80)	Q	69	58	T-Q	184	134																									

4022		Octal Counter/Divider							4022			Range Data			Identification Data																																																																																																																																																																																																																																																																																																
									Type	Man	B Sec. 3 Pins- Art-Nr.	TU	U _{dd}		P _{tot} max	U _{dd}	U _{IL} *U _{NL}	U _{IH} *U _{NH}	I _{dd} typ	t _{TR} n _{styp}			t _{PD} n _{styp}																																																																																																																																																																																																																																																																																								
													V min	V max						mW	V	V max	V min	μA	Pin	↓	↑	Pin → Pin	↓	↑																																																																																																																																																																																																																																																																																	
<table border="1"> <thead> <tr> <th>T</th> <th>strobe</th> <th>R</th> <th>Function</th> </tr> </thead> <tbody> <tr> <td>L</td> <td>X</td> <td>L</td> <td>—</td> </tr> <tr> <td>X</td> <td>H</td> <td>L</td> <td>—</td> </tr> <tr> <td>↓</td> <td>L</td> <td>L</td> <td>count</td> </tr> <tr> <td>H</td> <td>↓</td> <td>L</td> <td>count</td> </tr> <tr> <td>X</td> <td>X</td> <td>H</td> <td>reset</td> </tr> </tbody> </table>		T	strobe	R	Function	L	X	L	—	X	H	L	—	↓	L	L	count	H	↓	L	count	X	X	H	reset	<table border="1"> <thead> <tr> <th colspan="3">4022</th> <th colspan="3">Range Data</th> <th colspan="7">Identification Data</th> </tr> <tr> <th rowspan="2">Type</th> <th rowspan="2">Man</th> <th rowspan="2">B Sec. 3 Pins- Art-Nr.</th> <th rowspan="2">TU</th> <th colspan="2">U_{dd}</th> <th rowspan="2">P_{tot} max</th> <th rowspan="2">U_{dd}</th> <th rowspan="2">U_{IL} *U_{NL}</th> <th rowspan="2">U_{IH} *U_{NH}</th> <th rowspan="2">I_{dd} typ</th> <th colspan="3">t_{TR} n_{styp}</th> <th colspan="2">t_{PD} n_{styp}</th> </tr> <tr> <th>V min</th> <th>V max</th> <th>mW</th> <th>V</th> <th>V max</th> <th>V min</th> <th>μA</th> <th>Pin</th> <th>↓</th> <th>↑</th> <th>Pin → Pin</th> <th>↓</th> <th>↑</th> </tr> </thead> <tbody> <tr> <td>CD 4022 AD</td> <td>Rca</td> <td>16-dil-5</td> <td>M</td> <td>-0,5</td> <td>+15</td> <td>200</td> <td>5</td> <td>*1,5</td> <td>*1,5</td> <td>0,3</td> <td>Q</td> <td>85</td> <td>85</td> <td>T → Q</td> <td>325</td> <td>325</td> </tr> <tr> <td>CD 4022 AE</td> <td>Rca</td> <td>16-dil-1</td> <td>I</td> <td>-0,5</td> <td>+15</td> <td>200</td> <td>5</td> <td>*1,5</td> <td>*1,5</td> <td>0,5</td> <td>Q</td> <td>85</td> <td>85</td> <td>T → Q</td> <td>325</td> <td>325</td> </tr> <tr> <td>CD 4022 AF</td> <td>Rca</td> <td>16-dil-4</td> <td>M</td> <td>-0,5</td> <td>+15</td> <td>200</td> <td>5</td> <td>*1,5</td> <td>*1,5</td> <td>0,3</td> <td>Q</td> <td>85</td> <td>85</td> <td>T → Q</td> <td>325</td> <td>325</td> </tr> <tr> <td>CD 4022 AH</td> <td>Rca</td> <td>chip</td> <td>M</td> <td>-0,5</td> <td>+15</td> <td>200</td> <td>5</td> <td>*1,5</td> <td>*1,5</td> <td>0,3</td> <td>Q</td> <td>85</td> <td>85</td> <td>T → Q</td> <td>325</td> <td>325</td> </tr> <tr> <td>CD 4022 AK</td> <td>Rca</td> <td>16-flat-1</td> <td>M</td> <td>-0,5</td> <td>+15</td> <td>200</td> <td>5</td> <td>*1,5</td> <td>*1,5</td> <td>0,3</td> <td>Q</td> <td>85</td> <td>85</td> <td>T → Q</td> <td>325</td> <td>325</td> </tr> <tr> <td>CD 4022 BCJ</td> <td>Nsc</td> <td>16-dil-4</td> <td>I</td> <td>-0,5</td> <td>+18</td> <td>500</td> <td>5</td> <td>1,5</td> <td>3,5</td> <td>0,5</td> <td>Q</td> <td>100</td> <td>200</td> <td>T → Q</td> <td>500</td> <td>500</td> </tr> <tr> <td>CD 4022 BCN</td> <td>Nsc</td> <td>16-dil-1</td> <td>I</td> <td>-0,5</td> <td>+18</td> <td>700</td> <td>5</td> <td>1,5</td> <td>3,5</td> <td>0,5</td> <td>Q</td> <td>100</td> <td>200</td> <td>T → Q</td> <td>500</td> <td>500</td> </tr> <tr> <td>CD 4022 BD</td> <td>Rca</td> <td>16-dil-5</td> <td>M</td> <td>-0,5</td> <td>+20</td> <td>200</td> <td>5</td> <td>1,5</td> <td>3,5</td> <td>40n</td> <td>Q</td> <td>100</td> <td>100</td> <td>T → Q</td> <td>325</td> <td>325</td> </tr> <tr> <td>CD 4022 BE</td> <td>Rca</td> <td>16-dil-1</td> <td>I</td> <td>-0,5</td> <td>+20</td> <td>200</td> <td>5</td> <td>1,5</td> <td>3,5</td> <td>40n</td> <td>Q</td> <td>100</td> <td>100</td> <td>T → Q</td> <td>325</td> <td>325</td> </tr> <tr> <td>CD 4022 BF</td> <td>Rca</td> <td>16-dil-4</td> <td>M</td> <td>-0,5</td> <td>+20</td> <td>200</td> <td>5</td> <td>1,5</td> <td>3,5</td> <td>40n</td> <td>Q</td> <td>100</td> <td>100</td> <td>T → Q</td> <td>325</td> <td>325</td> </tr> <tr> <td>CD 4022 BH</td> <td>Rca</td> <td>chip</td> <td>M</td> <td>-0,5</td> <td>+20</td> <td>200</td> <td>5</td> <td>1,5</td> <td>3,5</td> <td>40n</td> <td>Q</td> <td>100</td> <td>100</td> <td>T → Q</td> <td>325</td> <td>325</td> </tr> <tr> <td>CD 4022 BK</td> <td>Rca</td> <td>16-flat-1</td> <td>M</td> <td>-0,5</td> <td>+20</td> <td>200</td> <td>5</td> <td>1,5</td> <td>3,5</td> <td>40n</td> <td>Q</td> <td>100</td> <td>100</td> <td>T → Q</td> <td>325</td> <td>325</td> </tr> <tr> <td>CD 4022 BMJ</td> <td>Nsc</td> <td>16-dil-4</td> <td>M</td> <td>-0,5</td> <td>+18</td> <td>500</td> <td>5</td> <td>1,5</td> <td>3,5</td> <td>0,3</td> <td>Q</td> <td>100</td> <td>200</td> <td>T → Q</td> <td>500</td> <td>500</td> </tr> </tbody> </table>															4022			Range Data			Identification Data							Type	Man	B Sec. 3 Pins- Art-Nr.	TU	U _{dd}		P _{tot} max	U _{dd}	U _{IL} *U _{NL}	U _{IH} *U _{NH}	I _{dd} typ	t _{TR} n _{styp}			t _{PD} n _{styp}		V min	V max	mW	V	V max	V min	μA	Pin	↓	↑	Pin → Pin	↓	↑	CD 4022 AD	Rca	16-dil-5	M	-0,5	+15	200	5	*1,5	*1,5	0,3	Q	85	85	T → Q	325	325	CD 4022 AE	Rca	16-dil-1	I	-0,5	+15	200	5	*1,5	*1,5	0,5	Q	85	85	T → Q	325	325	CD 4022 AF	Rca	16-dil-4	M	-0,5	+15	200	5	*1,5	*1,5	0,3	Q	85	85	T → Q	325	325	CD 4022 AH	Rca	chip	M	-0,5	+15	200	5	*1,5	*1,5	0,3	Q	85	85	T → Q	325	325	CD 4022 AK	Rca	16-flat-1	M	-0,5	+15	200	5	*1,5	*1,5	0,3	Q	85	85	T → Q	325	325	CD 4022 BCJ	Nsc	16-dil-4	I	-0,5	+18	500	5	1,5	3,5	0,5	Q	100	200	T → Q	500	500	CD 4022 BCN	Nsc	16-dil-1	I	-0,5	+18	700	5	1,5	3,5	0,5	Q	100	200	T → Q	500	500	CD 4022 BD	Rca	16-dil-5	M	-0,5	+20	200	5	1,5	3,5	40n	Q	100	100	T → Q	325	325	CD 4022 BE	Rca	16-dil-1	I	-0,5	+20	200	5	1,5	3,5	40n	Q	100	100	T → Q	325	325	CD 4022 BF	Rca	16-dil-4	M	-0,5	+20	200	5	1,5	3,5	40n	Q	100	100	T → Q	325	325	CD 4022 BH	Rca	chip	M	-0,5	+20	200	5	1,5	3,5	40n	Q	100	100	T → Q	325	325	CD 4022 BK	Rca	16-flat-1	M	-0,5	+20	200	5	1,5	3,5	40n	Q	100	100	T → Q	325	325	CD 4022 BMJ	Nsc	16-dil-4	M	-0,5	+18	500	5	1,5	3,5	0,3	Q	100	200	T → Q	500	500
T	strobe	R	Function																																																																																																																																																																																																																																																																																																												
L	X	L	—																																																																																																																																																																																																																																																																																																												
X	H	L	—																																																																																																																																																																																																																																																																																																												
↓	L	L	count																																																																																																																																																																																																																																																																																																												
H	↓	L	count																																																																																																																																																																																																																																																																																																												
X	X	H	reset																																																																																																																																																																																																																																																																																																												
4022			Range Data			Identification Data																																																																																																																																																																																																																																																																																																									
Type	Man	B Sec. 3 Pins- Art-Nr.	TU	U _{dd}		P _{tot} max	U _{dd}	U _{IL} *U _{NL}	U _{IH} *U _{NH}	I _{dd} typ	t _{TR} n _{styp}			t _{PD} n _{styp}																																																																																																																																																																																																																																																																																																	
				V min	V max						mW	V	V max	V min	μA	Pin	↓	↑	Pin → Pin	↓	↑																																																																																																																																																																																																																																																																																										
CD 4022 AD	Rca	16-dil-5	M	-0,5	+15	200	5	*1,5	*1,5	0,3	Q	85	85	T → Q	325	325																																																																																																																																																																																																																																																																																															
CD 4022 AE	Rca	16-dil-1	I	-0,5	+15	200	5	*1,5	*1,5	0,5	Q	85	85	T → Q	325	325																																																																																																																																																																																																																																																																																															
CD 4022 AF	Rca	16-dil-4	M	-0,5	+15	200	5	*1,5	*1,5	0,3	Q	85	85	T → Q	325	325																																																																																																																																																																																																																																																																																															
CD 4022 AH	Rca	chip	M	-0,5	+15	200	5	*1,5	*1,5	0,3	Q	85	85	T → Q	325	325																																																																																																																																																																																																																																																																																															
CD 4022 AK	Rca	16-flat-1	M	-0,5	+15	200	5	*1,5	*1,5	0,3	Q	85	85	T → Q	325	325																																																																																																																																																																																																																																																																																															
CD 4022 BCJ	Nsc	16-dil-4	I	-0,5	+18	500	5	1,5	3,5	0,5	Q	100	200	T → Q	500	500																																																																																																																																																																																																																																																																																															
CD 4022 BCN	Nsc	16-dil-1	I	-0,5	+18	700	5	1,5	3,5	0,5	Q	100	200	T → Q	500	500																																																																																																																																																																																																																																																																																															
CD 4022 BD	Rca	16-dil-5	M	-0,5	+20	200	5	1,5	3,5	40n	Q	100	100	T → Q	325	325																																																																																																																																																																																																																																																																																															
CD 4022 BE	Rca	16-dil-1	I	-0,5	+20	200	5	1,5	3,5	40n	Q	100	100	T → Q	325	325																																																																																																																																																																																																																																																																																															
CD 4022 BF	Rca	16-dil-4	M	-0,5	+20	200	5	1,5	3,5	40n	Q	100	100	T → Q	325	325																																																																																																																																																																																																																																																																																															
CD 4022 BH	Rca	chip	M	-0,5	+20	200	5	1,5	3,5	40n	Q	100	100	T → Q	325	325																																																																																																																																																																																																																																																																																															
CD 4022 BK	Rca	16-flat-1	M	-0,5	+20	200	5	1,5	3,5	40n	Q	100	100	T → Q	325	325																																																																																																																																																																																																																																																																																															
CD 4022 BMJ	Nsc	16-dil-4	M	-0,5	+18	500	5	1,5	3,5	0,3	Q	100	200	T → Q	500	500																																																																																																																																																																																																																																																																																															

4022			Range Data			Identification Data									4022			Range Data			Identification Data																													
Type	Man	B Sec. 3 Pins- Art-Nr.	T _U	U _{dd}		P _{tot} max	U _{dd}	U _{IL} · U _{NL}			U _{IH} · U _{NH}			I _{dd} typ			I _{TR} n _{styp}			I _{TP} n _{styp}			Type	Man	B Sec. 3 Pins- Art-Nr.	T _U	U _{dd}		P _{tot} max	U _{dd}	U _{IL} · U _{NL}			U _{IH} · U _{NH}			I _{dd} typ			I _{TR} n _{styp}			I _{TP} n _{styp}							
				V min	V max			mW	V	V max	V min	µA	Pin	↓	↑	Pin → Pin	↓	↑	V	V max	V min	µA					Pin	↓			↑	Pin → Pin	↓	↑																
CD 4022 BMW	Nsc	16-flat-1	M	-0.5 + 18			5	1,5	3,5	0,3	Q	100	200	T-Q	500	500	M 4022 BP	Mit		I	-0.5 + 20		200	5	1,5	3,5		Q	100	100	T-Q	325	325	MB 84022 B	Fui		I	-0.5 + 20		200	5	1,5	3,5		Q	100	100	T-Q	325	325
								3	7	0,5	Q	50	100	T-Q	200	200									10	3	7	0,5	Q	50	100	T-Q	135									135	15	4	11	1	Q	40	80	T-Q
HCC 4022 BD	Sgs	16-dil-5	M	-0.5 + 20		200	5	1,5	3,5	40n	Q	100	100	T-Q	325	325	MC 14022 BAL	Mot	16-dil-4	M	-0.5 + 18		500	5	1,5	3,5	5n	Q	100	100	T-Q	400	400	MC 14022 BCL	Mot	16-dil-4	I	-0.5 + 18		500	5	1,5	3,5	5n	Q	100	100	T-Q	400	400
								3	7	40n	Q	50	50	T-Q	135	135									10	3	7	40n	Q	50	50	T-Q	135									135	15	4	11	15n	Q	40	40	T-Q
HCC 4022 BF	Sgs	16-dil-4	M	-0.5 + 20		200	5	1,5	3,5	40n	Q	100	100	T-Q	325	325	MC 14022 BCP	Mot	16-dil-4	I	-0.5 + 18		500	5	1,5	3,5	5n	Q	100	100	T-Q	400	400	MC 14022 BCP	Mot	16-dil-1	I	-0.5 + 18		500	5	1,5	3,5	5n	Q	100	100	T-Q	400	400
HCC 4022 BK	Sgs	16-flat-1	M	-0.5 + 20		200	5	1,5	3,5	40n	Q	100	100	T-Q	325	325									10	3	7	40n	Q	50	50	T-Q	135									135	15	4	11	15n	Q	40	40	T-Q
HCF 4022 BE	Sgs	16-dil-1	I	-0.5 + 18		200	5	1,5	3,5	40n	Q	100	100	T-Q	325	325	MN 4022 B	Mat		I	-0.5 + 20		200	5	1,5	3,5		Q	100	100	T-Q	325	325	MSM 4022 B	Oki		I	-0.5 + 20		200	5	1,5	3,5		Q	100	100	T-Q	325	325
								3	7	40n	Q	50	50	T-Q	135	135									15	4	11	15n	Q	40	40	T-Q	126									125	15	4	11	15n	Q	40	40	T-Q
HCF 4022 BF	Sgs	16-dil-4	I	-0.5 + 18		200	5	1,5	3,5	40n	Q	100	100	T-Q	325	325	SCL 4022 B	Spr		I	-0.5 + 20		200	5	1,5	3,5	5n	Q	100	100	T-Q	400	400	TC 4022 BP	Tos	16-dil-2	I	-0.5 + 20		300	5	1,5	3,5	5n	Q	80	80	T-Q	325	325
								3	7	40n	Q	50	50	T-Q	135	135									15	4	11	15n	Q	40	40	T-Q	85									85	15	4	11	15n	Q	40	40	T-Q
HD 14022 B	Hit		I	-0.5 + 20		200	5	1,5	3,5		Q	100	100	T-Q	325	325	4022 BDC	Fch	16-dil-4	I	-0.5 + 18		400	5	1,5	3,5	(20	Q	70	70	T-Q	195	245	4022 BDM	Fch	16-dil-4	M	-0.5 + 18		400	5	1,5	3,5	(5	Q	70	70	T-Q	195	245
								3	7		Q	40	40	T-Q	85	85									10	3	7	(40	Q	35	35	T-Q	75									95	15	4	11	(80	Q	25	25	T-Q
HEF 4022 BD	Val	16-dil-4	I	-0.5 + 18		500	5	1,5	3,5	(20	Q	60	60	T-Q	195	245	4022 BFC	Fch	16-flat-1	I	-0.5 + 18		400	5	1,5	3,5	(20	Q	70	70	T-Q	195	245	4022 BFM	Fch	16-flat-1	M	-0.5 + 18		400	5	1,5	3,5	(5	Q	70	70	T-Q	195	245
								3	7	(40	Q	30	30	T-Q	75	95									10	3	7	(10	Q	35	35	T-Q	75									95	15	4	11	(80	Q	25	25	T-Q
HEF 4022 BP	Val	16-dil-1	I	-0.5 + 18		500	5	1,5	3,5	(20	Q	60	60	T-Q	195	245	4022 BFM	Fch	16-flat-1	M	-0.5 + 18		400	5	1,5	3,5	(5	Q	70	70	T-Q	195	245	4022 BFM	Fch	16-flat-1	M	-0.5 + 18		400	5	1,5	3,5	(5	Q	70	70	T-Q	195	245
								3	7	(40	Q	30	30	T-Q	75	95									15	4	11	(80	Q	25	25	T-Q	50									60	15	4	11	(80	Q	25	25	T-Q
HEF 4022 BT	Val	16-mic-1	I	-0.5 + 18		400	5	1,5	3,5	(20	Q	60	60	T-Q	195	245	4022 BFM	Fch	16-flat-1	M	-0.5 + 18		400	5	1,5	3,5	(5	Q	70	70	T-Q	195	245	4022 BFM	Fch	16-flat-1	M	-0.5 + 18		400	5	1,5	3,5	(5	Q	70	70	T-Q	195	245
								3	7	(40	Q	30	30	T-Q	75	95									15	4	11	(80	Q	25	25	T-Q	50									60	15	4	11	(10	Q	35	35	T-Q

4022			Range Data			Identification Data						4023		Triple 3-Input NAND Gate					
Type	Man	B Sec. 3 Pins-Art-Nr.	TU	U _{dd}		P _{tot} max	U _{dd}	U _{IL} *U _{NL}	U _{IH} *U _{NH}	I _{dd} typ	t _{TR} ns _{typ}			t _{PD} ns _{typ}					
				V min	V max						mW	V	V max	V min	μA	Pin	↓	↑	Pin → Pin
4022 BPC	Fch	16-dil-1	I	-0.5	+18	400	5	1.5	3.5	(20	Q	70	70	T→Q	195	245			
							10	3	7	(40	Q	35	35	T→Q	75	95			
							15	4	11	(80	Q	25	25	T→Q	50	60			
4022 DIE1	Sgs	chip	I	-0.5	+18	200	5	1.5	3.5	40n	Q	100	100	T→Q	325	325			
							10	3	7	40n	Q	50	50	T→Q	135	135			
							15	4	11	40n	Q	40	40	T→Q	85	85			
HD 74HC4022 BP	Hit		I	-0.5	+7	500	2				Q	30	30	T→Q	100	100			
							6				Q	8	8	T→Q	22	22			
M 74HC4022 BP	Mit		I	-0.5	+7	500	2				Q	30	30	T→Q	100	100			
							6				Q	8	8	T→Q	22	22			
MSM 74HC4022BP	Oki		I	-0.5	+7	500	2				Q	30	30	T→Q	100	100			
							6				Q	8	8	T→Q	22	22			
SN 74HC4022 BP	Tix		I	-0.5	+7	500	2				Q	30	30	T→Q	100	100			
							6				Q	8	8	T→Q	22	22			
TC 74HC4022 BP	Tos		I	-0.5	+7	500	2				Q	30	30	T→Q	100	100			
							6				Q	8	8	T→Q	22	22			

Inputs		Outp.	
A	B	C	Q
L	X	X	H
X	L	X	H
X	X	L	H
H	H	H	L

4023			Range Data			Identification Data										
Type	Man	B Sec. 3 Pins-Art-Nr.	TU	U _{dd}		P _{tot} max	U _{dd}	U _{IL} *U _{NL}	U _{IH} *U _{NH}	I _{dd} typ	t _{TR} ns _{typ}			t _{PD} ns _{typ}		
				V min	V max						mW	V	V max	V min	μA	Pin
CD 4023 AD	Rca	14-dil-5	M	-0.5	+15	200	5	*1.5	*1.5	1n	Q	75	75	E→Q	50	50
							10	*3	*3	1n	Q	50	40	E→Q	25	25
CD 4023 AE	Rca	14-dil-1	I	-0.5	+15	200	5	*1.5	*1.5	5n	Q	75	75	E→Q	50	50
							10	*3	*3	5n	Q	50	40	E→Q	25	25

4023			Range Data			Identification Data							4023			Range Data			Identification Data														
Type	Man	B Sec. 3 Pins- Art-Nr.	TU	Udd		Ptot max	Udd	U _{IL}	U _{IH}	I _{dd} typ	t _{TR} n _s typ			t _{PD} n _s typ			Type	Man	B Sec. 3 Pins- Art-Nr.	TU	Udd		Ptot max	Udd	U _{IL}	U _{IH}	I _{dd} typ	t _{TR} n _s typ			t _{PD} n _s typ		
				V min	V max			V mW	V		V max	V min	μA	Pin	↓	↑					Pin → Pin	↓			↑	V min		V max	V mW	V	V max	V min	μA
HCC 4023 BF	Sgs	14-dil-4	M	-0.5	+20	200	5 10 15	1.5 3 7	3.5 7 11	10n 10n 10n	Q Q Q	100 50 40	100 50 40	E→Q E→Q E→Q	125 60 45	125 60 45	MB 84023 B	Fui		I	-0.5	+20	200	5 15	1.5 4	3.5 11		Q Q	100 40	100 40	E→Q E→Q	125 45	125 45
HCC 4023 BK	Sgs	14-flat-1	M	-0.5	+20	200	5 10 15	1.5 3 7	3.5 7 11	10n 10n 10n	Q Q Q	100 50 40	100 50 40	E→Q E→Q E→Q	125 60 45	125 60 45	MC 14023 BAL	Mot	14-dil-4	M	-0.5	+18	500	5 10 15	1.5 3 7	3.5 7 11	0.5n 1n 1.5n	Q Q Q	100 50 40	100 50 40	E→Q E→Q E→Q	160 65 50	160 65 50
HCF 4023 BE	Sgs	14-dil-1	I	-0.5	+18	200	5 10 15	1.5 3 7	3.5 7 11	10n 10n 10n	Q Q Q	100 50 40	100 50 40	E→Q E→Q E→Q	125 60 45	125 60 45	MC 14023 BCL	Mot	14-dil-4	I	-0.5	+18	500	5 10 15	1.5 3 7	3.5 7 11	0.5n 1n 1.5n	Q Q Q	100 50 40	100 50 40	E→Q E→Q E→Q	160 65 50	160 65 50
HCF 4023 BF	Sgs	14-dil-4	I	-0.5	+18	200	5 10 15	1.5 3 7	3.5 7 11	10n 10n 10n	Q Q Q	100 50 40	100 50 40	E→Q E→Q E→Q	125 60 45	125 60 45	MC 14023 BCP	Mot	14-dil-1	I	-0.5	+18	500	5 10 15	1.5 3 7	3.5 7 11	0.5n 1n 1.5n	Q Q Q	100 50 40	100 50 40	E→Q E→Q E→Q	160 65 50	160 65 50
HCF 4023 BM	Sgs	14-mic-1	I	-0.5	+18	200	5 10 15	1.5 3 7	3.5 7 11	10n 10n 10n	Q Q Q	100 50 40	100 50 40	E→Q E→Q E→Q	125 60 45	125 60 45	MC 14023 UBAL	Mot	14-dil-4	M	-0.5	+18	500	5 10 15	1 2 2.5	4 8 12.5	0.5n 1n 1.5n	Q Q Q	100 50 40	180 90 65	E→Q E→Q E→Q	90 50 40	90 50 40
HD 14023 B	Hit		I	-0.5	+20	200	5 15	1.5 4	3.5 11		Q Q	100 40	100 40	E→Q E→Q	125 45	125 45	MC 14023 UBCL	Mot	14-dil-4	I	-0.5	+18	500	5 10 15	1 2 2.5	4 8 12.5	0.5n 1n 1.5n	Q Q Q	100 50 40	180 90 65	E→Q E→Q E→Q	90 50 40	90 50 40
HEF 4023 B	Sig		I	-0.5	+20	200	5 15	1.5 4	3.5 11		Q Q	100 40	100 40	E→Q E→Q	125 45	125 45	MC 14023 UBCL	Mot	14-dil-1	I	-0.5	+18	500	5 10 15	1 2 2.5	4 8 12.5	0.5n 1n 1.5n	Q Q Q	100 50 40	180 90 65	E→Q E→Q E→Q	90 50 40	90 50 40
HEF 4023 BD	Val	14-dil-4	I	-0.5	+18	500	5 10 15	1.5 3 7	3.5 7 11	(1 (2 (4	Q Q Q	60 30 20	60 25 20	E→Q E→Q E→Q	65 30 15	65 25 25	MN 4023 B	Mat		I	-0.5	+20	200	5 15	1.5 4	3.5 11		Q Q	100 40	100 40	E→Q E→Q	125 45	125 45
HEF 4023 BP	Val	14-dil-1	I	-0.5	+18	500	5 10 15	1.5 3 7	3.5 7 11	(1 (2 (4	Q Q Q	60 30 20	60 25 20	E→Q E→Q E→Q	65 30 15	65 25 25	MSM 4023 B	OkI		I	-0.5	+20	200	5 15	1.5 4	3.5 11		Q Q	100 40	100 40	E→Q E→Q	125 45	125 45
HEF 4023 BT	Val	14-mic-1	I	-0.5	+18	400	5 10 15	1.5 3 7	3.5 7 11	(1 (2 (4	Q Q Q	60 30 20	60 25 20	E→Q E→Q E→Q	65 30 15	65 25 25	SCL 4023 B	Spr		I	-0.5	+20	200	5 15	1.5 4	3.5 11		Q Q	100 40	100 40	E→Q E→Q	125 45	125 45
LC 4023 B	Say		I	-0.5	+20	200	5 15	1.5 4	3.5 11		Q Q	100 40	100 40	E→Q E→Q	125 45	125 45	TC 4023 BF	Tos	14-mic-3	I	-0.5	+20	180	5 10 15	1.5 3 7	3.5 7 11	1n 1n 2n	Q Q Q	100 50 40	130 65 50	E→Q E→Q E→Q	180 90 75	250 110 85
M 4023 BP	Mit		I	-0.5	+20	200	5 15	1.5 4	3.5 11		Q Q	100 40	100 40	E→Q E→Q	125 45	125 45	TC 4023 BP	Tos	14-dil-2	I	-0.5	+20	300	5 10 15	1.5 3 7	3.5 7 11	1n 1n 2n	Q Q Q	100 50 40	130 65 50	E→Q E→Q E→Q	180 90 75	250 110 85

4023			Range Data			Identification Data										4024	7-Stage Ripple Counter							
Type	Man	B Sec. 3 Pins- Art-Nr.	TU	U _{dd}		P _{tot} max	U _{dd}	U _{IL} U _{NL}		U _{IH} U _{NH}		I _{dd} typ	t _{TR} ns _{typ}		t _{PD} ns _{typ}									
				V min	V max			V	V max	V min	μA		Pin	↓	↑									Pin
V4023 D	Mkm	14-dil-1	I	-0.5	+18	300	5	1,5	3,5	7,5	Q	(200	(200	E-Q	(140	(140								
							10	3	7	15	Q	(100	(100	E-Q	(60	(60								
							15	4	11	30	Q	(80	(80	E-Q	(50	(50								
4023 BDC	Fch	14-dil-4	I	-0.5	+18	400	5	1,5	3,5	(1	Q	45	45	E-Q	51	45								
							10	3	7	(2	Q	18	18	E-Q	25	25								
							15	4	11	(4	Q	12	17	E-Q	12	19								
4023 BDM	Fch	14-dil-4	M	-0.5	+18	400	5	1,5	3,5	(0,25	Q	45	45	E-Q	51	45								
							10	3	7	(0,5	Q	18	18	E-Q	25	25								
							15	4	11	(1	Q	12	17	E-Q	12	19								
4023 BFC	Fch	14-flat-2	I	-0.5	+18	400	5	1,5	3,5	(1	Q	45	45	E-Q	51	45								
							10	3	7	(2	Q	18	18	E-Q	25	25								
							15	4	11	(4	Q	12	17	E-Q	12	19								
4023 BFM	Fch	14-flat-2	M	-0.5	+18	400	5	1,5	3,5	(0,25	Q	45	45	E-Q	51	45								
							10	3	7	(0,5	Q	18	18	E-Q	25	25								
							15	4	11	(1	Q	12	17	E-Q	12	19								
4023 BPC	Fch	14-dil-1	I	-0.5	+18	400	5	1,5	3,5	(1	Q	45	45	E-Q	51	45								
							10	3	7	(2	Q	18	18	E-Q	25	25								
							15	4	11	(4	Q	12	17	E-Q	12	19								
4023 DIE1	Sgs	chip	I	-0.5	+18	200	5	1,5	3,5	10n	Q	100	100	E-Q	125	125								
							10	3	7	10n	Q	50	50	E-Q	60	60								
							15	4	11	10n	Q	40	40	E-Q	45	45								
μPD 4023 BC	Nec	14-dil-1	I	-0.5	+20	200	5	1,5	3,5	5n	Q	100	100	E-Q	100	100								
							10	3	7	10n	Q	50	50	E-Q	50	50								
							15	4	11	15n	Q	40	40	E-Q	45	45								
μPD 4023 BG	Nec	14-mic-3	I	-0.5	+20	200	5	1,5	3,5	5n	Q	100	100	E-Q	100	100								
							10	3	7	10n	Q	50	50	E-Q	50	50								
							15	4	11	15n	Q	40	40	E-Q	45	45								

T	R	Function
L	L	-
H	L	-
L	L	count
X	H	reset

4024			Range Data			Identification Data										
Type	Man	B Sec. 3 Pins- Art-Nr.	TU	U _{dd}		P _{tot} max	U _{dd}	U _{IL} U _{NL}		U _{IH} U _{NH}		I _{dd} typ	t _{TR} ns _{typ}		t _{PD} ns _{typ}	
				V min	V max			V	V max	V min	μA		Pin	↓	↑	Pin
BU4024 B	Toy		I	-0.5	+20	200	5	1,5	3,5		Q	100	100	T-Q	180	180
							15	4	11		Q	40	40	T-Q	65	65
CD4024 AD	Rca	14-dil-5	M	-0.5	+15	200	5	*1,5	*1,5	0,3	Q	175	175	T-Q	175	175
							10	*3	*3	0,5	Q	80	80	T-Q	80	80
CD4024 AE	Rca	14-dil-1	I	-0.5	+15	200	5	*1,5	*1,5	0,5	Q	175	175	T-Q	175	175
							10	*3	*3	1	Q	80	80	T-Q	80	80

4024				Range Data				Identification Data						4024				Range Data				Identification Data																							
Type	Man	B Sec. 3 Pins- Art-Nr.	TU	U _{dd}		P _{tot} max	U _{dd}	U _{IL}	U _{IH}	I _{dd} typ	t _{TR}			t _{PD}			Type	Man	B Sec. 3 Pins- Art-Nr.	TU	U _{dd}		P _{tot} max	U _{dd}	U _{IL}	U _{IH}	I _{dd} typ	t _{TR}			t _{PD}														
				V min	V max			mW	V		V max	V min	μA	Pin	↓	↑					Pin	↓			↑	V		V min	V max	mW	V	V max	V min	μA	Pin	↓	↑	Pin	↓	↑					
				V	V	mW	V	V	V	μA	Pin	↓	↑	Pin	↓	↑					V	V	mW	V	V	mW	V	V	mW	V	V	mW	Pin	↓	↑	Pin	↓	↑							
CD 4024 AF	Rca	14-dil-4	M	-0.5	+15	200	5 10	*1.5 *3	*1.5 *3	0.3 0.5	Q	175	175	T→Q	175	175	CD 4024 BMJ	Nsc	14-dil-4	M	-0.5	+18	500	5 10 15	1.5 3 7	3.5 7 11	0.3 0.5 0.7	Q	100	100	T→Q	185	185	Q	50	50	T→Q	85	85	Q	40	40	T→Q	70	70
CD 4024 AH	Rca	chip	M	-0.5	+15		5 10	*1.5 *3	*1.5 *3	0.3 0.5	Q	175	175	T→Q	175	175	CD 4024 BMW	Nsc	14-flat-1	M	-0.5	+18		5 10 15	1.5 3 7	3.5 7 11	0.3 0.5 0.7	Q	100	100	T→Q	185	185	Q	50	50	T→Q	85	85	Q	40	40	T→Q	70	70
CD 4024 AK	Rca	14-flat-1	M	-0.5	+15	200	5 10	*1.5 *3	*1.5 *3	0.3 0.5	Q	175	175	T→Q	175	175	HCC 4024 BD	Sgs	14-dil-5	M	-0.5	+20	200	5 10 15	1.5 3 7	3.5 7 11	40n 40n 40n	Q	100	100	T→Q1	180	180	Q	50	50	T→Q1	80	80	Q	40	40	T→Q1	65	65
CD 4024 BCJ	Nsc	14-dil-4	I	-0.5	+18	500	5 10 15	1.5 3 7	3.5 7 11	0.3 0.5 0.7	Q	100	100	T→Q	185	185	HCC 4024 BF	Sgs	14-dil-4	M	-0.5	+20	200	5 10 15	1.5 3 7	3.5 7 11	40n 40n 40n	Q	100	100	T→Q1	180	180	Q	50	50	T→Q1	80	80	Q	40	40	T→Q1	65	65
CD 4024 BCM	Nsc	14-mic-1	I	-0.5	+18	500	5 10 15	1.5 3 7	3.5 7 11	0.3 0.5 0.7	Q	100	100	T→Q1	185	185	HCC 4024 BK	Sgs	14-flat-1	M	-0.5	+20	200	5 10 15	1.5 3 7	3.5 7 11	40n 40n 40n	Q	100	100	T→Q1	180	180	Q	50	50	T→Q1	80	80	Q	40	40	T→Q1	65	65
CD 4024 BCN	Nsc	14-dil-1	I	-0.5	+18	700	5 10 15	1.5 3 7	3.5 7 11	0.3 0.5 0.7	Q	100	100	T→Q1	185	185	HCF 4024 BE	Sgs	14-dil-1	I	-0.5	+18	200	5 10 15	1.5 3 7	3.5 7 11	40n 40n 40n	Q	100	100	T→Q1	180	180	Q	50	50	T→Q1	80	80	Q	40	40	T→Q1	65	65
CD 4024 BD	Rca	14-dil-5	M	-0.5	+20	200	5 10 15	1.5 3 7	3.5 7 11	40n 40n 40n	Q	100	100	T→Q1	180	180	HCF 4024 BF	Sgs	14-dil-4	I	-0.5	+18	200	5 10 15	1.5 3 7	3.5 7 11	40n 40n 40n	Q	100	100	T→Q1	180	180	Q	50	50	T→Q1	80	80	Q	40	40	T→Q1	65	65
CD 4024 BE	Rca	14-dil-1	I	-0.5	+20	200	5 10 15	1.5 3 7	3.5 7 11	40n 40n 40n	Q	100	100	T→Q1	180	180	HCF 4024 BM	Sgs	14-mic-1	I	-0.5	+18	200	5 10 15	1.5 3 7	3.5 7 11	40n 40n 40n	Q	100	100	T→Q1	180	180	Q	50	50	T→Q1	80	80	Q	40	40	T→Q1	65	65
CD 4024 BF	Rca	14-dil-4	M	-0.5	+20	200	5 10 15	1.5 3 7	3.5 7 11	40n 40n 40n	Q	100	100	T→Q1	180	180	HD 14024 B	Hit		I	-0.5	+20	200	5 10 15	1.5 3 7	3.5 7 11		Q	100	100	T→Q	180	180	Q	50	50	T→Q	80	80	Q	40	40	T→Q	65	65
CD 4024 BH	Rca	chip	M	-0.5	+20		5 10 15	1.5 3 7	3.5 7 11	40n 40n 40n	Q	100	100	T→Q1	180	180	HEF 4024 B	Sig		I	-0.5	+20	200	5 10 15	1.5 3 7	3.5 7 11		Q	100	100	T→Q	180	180	Q	40	40	T→Q	65	65						
CD 4024 BK	Rca	14-flat-1	M	-0.5	+20	200	5 10 15	1.5 3 7	3.5 7 11	40n 40n 40n	Q	100	100	T→Q1	180	180	HEF 4024 BD	Val	14-dil-4	I	-0.5	+18	500	5 10 15	1.5 3 7	3.5 7 11	(20 40)	Q	60	60	T→Q	100	105	Q	30	30	T→Q	40	45	Q	20	20	T→Q	25	30
CD 4024 BMD	Nsc	14-dil-5	M	-0.5	+18	500	5 10 15	1.5 3 7	3.5 7 11	0.3 0.5 0.7	Q	100	100	T→Q	185	185	HEF 4024 BP	Val	14-dil-1	I	-0.5	+18	500	5 10 15	1.5 3 7	3.5 7 11	(20 40)	Q	60	60	T→Q	100	105	Q	30	30	T→Q	40	45	Q	20	20	T→Q	25	30

4024			Range Data				Identification Data						4024			Range Data				Identification Data													
Type	Man	B Sec. 3 Pins- Art-Nr.	TU	U _{dd}		P _{tot} max mW	U _{dd} V	U _{IL}	U _{IH}	I _{dd} typ µA	t _{TR} ns _{typ}			t _{PD} ns _{typ}			Type	Man	B Sec. 3 Pins- Art-Nr.	TU	U _{dd}		P _{tot} max mW	U _{dd} V	U _{IL}	U _{IH}	I _{dd} typ µA	t _{TR} ns _{typ}			t _{PD} ns _{typ}		
				V min	V max			V max	V min		Pin	↓	↑	Pin	↓	↑					V min	V max			V max	V min		Pin	↓	↑	Pin	↓	↑
				V min	V max	V min	V min	µA	Pin	↓	↑	Pin	↓	↑	V min	V max					V max	V min	Pin	↓	↑	Pin	↓	↑					
HEF 4024 BT	Val	14-mic-1	I	-0.5	+ 18	400	5 10 15	1.5 3 4	3.5 7 11	(20 40 80)	Q Q Q	60 30 20	60 30 20	T → Q T → Q T → Q	100 40 25	105 45 30	4024 BFC	Fch	14-flat-2	I	-0.5	+ 18	400	5 10 15	1.5 3 4	3.5 7 11	(20 40 80)	Q Q Q	60 30 25	60 30 30	T → Q T → Q T → Q	97 40 25	100 45 30
M 4024 BP	Mit		I	-0.5	+ 20	200	5 15	1.5 4	3.5 11		Q Q	100 40	100 40	T → Q T → Q	180 65	180 65	4024 BFM	Fch	14-flat-2	M	-0.5	+ 18	400	5 10 15	1.5 3 4	3.5 7 11	(5 10 20)	Q Q Q	60 30 25	60 30 30	T → Q T → Q T → Q	97 40 25	100 45 30
MB 84024 B	Fui		I	-0.5	+ 20	200	5 15	1.5 4	3.5 11		Q Q	100 40	100 40	T → Q T → Q	180 65	180 65	4024 BPC	Fch	14-dil-1	I	-0.5	+ 18	400	5 15	1.5 3 4	3.5 7 11	(20 40 80)	Q Q Q	60 30 25	60 30 25	T → Q T → Q T → Q	97 40 25	100 45 30
MC 14024 BAL	Mot	14-dil-4	M	-0.5	+ 18	500	5 10 15	1.5 3 4	3.5 7 11	5n 10n 15n	Q Q Q	100 50 40	100 50 40	T → Q1 T → Q1 T → Q1	380 150 110	380 150 110	4024 DIE1	Sgs	chip	I	-0.5	+ 18	200	5 10 15	1.5 3 4	3.5 7 11	40n 40n 40n	Q Q Q	100 50 40	100 50 40	T → Q1 T → Q1 T → Q1	180 80 65	180 80 65
MC 14024 BCL	Mot	14-dil-4	I	-0.5	+ 18	500	5 10 15	1.5 3 4	3.5 7 11	5n 10n 15n	Q Q Q	100 50 40	100 50 40	T → Q1 T → Q1 T → Q1	380 150 110	380 150 110	µPD 4024 BC	Nec	14-dil-1	I	-0.5	+ 18	200	5 10 15	1.5 3 4	3.5 7 11	5n 10n 15n	Q Q Q	100 50 37	110 60 40	R → Q R → Q R → Q	200 100 80	200 100 80
MC 14024 BCP	Mot	14-dil-1	I	-0.5	+ 18	500	5 10 15	1.5 3 4	3.5 7 11	5n 10n 15n	Q Q Q	100 50 40	100 50 40	T → Q1 T → Q1 T → Q1	380 150 110	380 150 110	HD 74HC4024 BP	Hit		I	-0.5	+ 7	500	2 6				Q Q	30 9	30 9	T → Q1 T → Q1	80 18	80 18
MN 4024 B	Mat		I	-0.5	+ 20	200	5 15	1.5 4	3.5 11		Q Q	100 40	100 40	T → Q T → Q	180 65	180 65	MC 74HC4024 BP	Mot		I	-0.5	+ 7	500	2 6				Q Q	30 9	30 9	T → Q1 T → Q1	80 18	80 18
MSM 4024 B	Oki		I	-0.5	+ 20	200	5 15	1.5 4	3.5 11		Q Q	100 40	100 40	T → Q T → Q	180 65	180 65	MN 74HC4024 BP	Mat		I	-0.5	+ 7	500	2 6				Q Q	30 9	30 9	T → Q1 T → Q1	80 18	80 18
SCL 4024 B	Spr		I	-0.5	+ 20	200	5 15	1.5 4	3.5 11		Q Q	100 40	100 40	T → Q T → Q	180 65	180 65	MSM 74HC4024 BP	Oki		I	-0.5	+ 7	500	2 6				Q Q	30 9	30 9	T → Q1 T → Q1	80 18	80 18
TC 4024 BF	Tos	14-mic-3	I	-0.5	+ 20	180	5 10 15	1.5 3 4	3.5 7 11	5n 10n 15n	Q Q Q	100 50 40	100 50 40	T → Q1 T → Q1 T → Q1	180 80 65	180 80 65	TC 74HC4024 BP	Tos		I	-0.5	+ 7	500	2 6				Q Q	30 9	30 9	T → Q1 T → Q1	80 18	80 18
TC 4024 BP	Tos	14-dil-1	I	-0.5	+ 20	300	5 10 15	1.5 3 4	3.5 7 11	5n 10n 15n	Q Q Q	100 50 40	100 50 40	T → Q1 T → Q1 T → Q1	180 80 65	180 80 65	µPD 74HC4024 BP	Nec		I	-0.5	+ 7	500	2 6				Q Q	30 9	30 9	T → Q1 T → Q1	80 18	80 18
4024 BDC	Fch	14-dil-4	I	-0.5	+ 18	400	5 10 15	1.5 3 4	3.5 7 11	(20 40 80)	Q Q Q	60 30 25	60 30 25	T → Q T → Q T → Q	97 40 25	100 45 30																	
4024 BDM	Fch	14-dil-4	M	-0.5	+ 18	400	5 10 15	1.5 3 4	3.5 7 11	(5 10 20)	Q Q Q	60 30 25	60 30 25	T → Q T → Q T → Q	97 40 25	100 45 30																	

4025		Triple 3-Input NOR Gate				4025			Range Data			Identification Data																		
						Type	Man	B Sec. 3 Pins- Art-Nr.	T _U	U _{dd}		P _{tot} max	U _{dd}	U _{IL} *U _{NL}	U _{IH} *U _{NH}	I _{dd} typ	t _{TR} n _{styp}		t _{PD} n _{styp}											
										V min	V max						mW	V	V max	V min	μA	Pin	↓	↑	Pin → Pin	↓	↑			
														CD 4025 AH	Rca	chip	M	-0.5	+15	200	5	*1.5	*1.5	1n	Q	65	65	E-Q	60	80
														CD 4025 AK	Rca	14-flat-1	M	-0.5	+15	200	5	*1.5	*1.5	1n	Q	65	65	E-Q	60	80
														CD 4025 BCJ	Nsc	14-dil-4	I	-0.5	+18	500	5	1.5	3.5	4n	Q	90	90	E-Q	130	110
														CD 4025 BCM	Nsc	14-mic-1	I	-0.5	+18	500	5	1.5	3.5	4n	Q	90	90	E-Q	130	120
														CD 4025 BCN	Nsc	14-dil-1	I	-0.5	+18	700	5	1.5	3.5	4n	Q	90	90	E-Q	130	120
														CD 4025 BD	Rca	14-dil-5	M	-0.5	+20	200	5	1.5	3.5	10n	Q	100	100	E-Q	125	125
														CD 4025 BE	Rca	14-dil-1	I	-0.5	+20	200	5	1.5	3.5	10n	Q	100	100	E-Q	125	125
														CD 4025 BF	Rca	14-dil-4	M	-0.5	+20	200	5	1.5	3.5	10n	Q	100	100	E-Q	125	125
														CD 4025 BH	Rca	chip	M	-0.5	+20		5	1.5	3.5	10n	Q	100	100	E-Q	125	125
														CD 4025 BK	Rca	14-flat-1	M	-0.5	+20	200	5	1.5	3.5	10n	Q	100	100	E-Q	125	125
														CD 4025 BMD	Nsc	14-dil-5	M	-0.5	+18	500	5	1.5	3.5	4n	Q	90	90	E-Q	130	110
														CD 4025 BMJ	Nsc	14-dil-4	M	-0.5	+18	700	5	1.5	3.5	4n	Q	90	90	E-Q	130	120

Inputs				Outp.
A	B	C	Q	
L	L	L	H	
H	X	X	L	
X	H	X	L	
X	X	H	L	

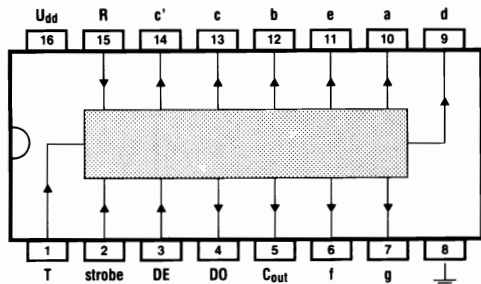
4025		Range Data			Identification Data											
Type	Man	B Sec. 3 Pins- Art-Nr.	T _U	U _{dd}		P _{tot} max	U _{dd}	U _{IL} *U _{NL}	U _{IH} *U _{NH}	I _{dd} typ	t _{TR} n _{styp}		t _{PD} n _{styp}			
				V min	V max						mW	V	V max	V min	μA	Pin
CD 4025 AD	Rca	14-dil-5	M	-0.5	+15	200	5	*1.5	*1.5	1n	Q	65	65	E-Q	60	80
CD 4025 AE	Rca	14-dil-1	I	-0.5	+15	200	5	*1.5	*1.5	5n	Q	65	65	E-Q	60	80
CD 4025 AF	Rca	14-dil-4	M	-0.5	+15	200	5	*1.5	*1.5	1n	Q	65	65	E-Q	60	80

4025				Range Data				Identification Data						4025				Range Data				Identification Data														
Type	Man	B Sec. 3 Pins- Art-Nr.	TU	U _{dd}		P _{tot} max	U _{dd}	U _{IL}	U _{IH}	I _{dd} typ	t _{TR}			t _{PD}			Type	Man	B Sec. 3 Pins- Art-Nr.	TU	U _{dd}		P _{tot} max	U _{dd}	U _{IL}	U _{IH}	I _{dd} typ	t _{TR}			t _{PD}					
				V	V			V	V		V	V	V	V	V	V					V	V			V	V		V	V	V	V	V	V	V	V	V
				min	max	mW	max	min	max	max	min	max	max	min	max	min					max	min	max	min	max	min	max	min	max	min	max	min	max	min	max	min
CD 4025 BMW	Nsc	14-flat-1	M	-0.5	+18	700	5	1.5	3.5	4n	Q	90	90	E-Q	130	120	HCC 4025 BK	Sgs	14-flat-1	M	-0.5	+20	200	5	1.5	3.5	10n	Q	100	100	E-Q	125	125			
							10	3	7	5n	Q	50	50	E-Q	60	60								Q	50	50	E-Q	60	60							
							15	4	11	6n	Q	40	40	E-Q	40	40								Q	40	40	E-Q	45	45							
CD 4025 CJ	Nsc	14-dil-4	I	+3	+15	500	5	*1.5	*1.5	5n	Q	65	65	E-Q	35	35	HCF 4025 BE	Sgs	14-dil-1	I	-0.5	+18	200	5	1.5	3.5	10n	Q	100	100	E-Q	125	125			
							10	*3	*3	5n	Q	35	35	E-Q	25	25								Q	50	50	E-Q	60	60							
							15	4	11	10n	Q	40	40	E-Q	45	45								Q	40	40	E-Q	45	45							
CD 4025 CN	Nsc	14-dil-1	I	+3	+15	500	5	*1.5	*1.5	5n	Q	65	65	E-Q	35	35	HCF 4025 BF	Sgs	14-dil-4	I	-0.5	+18	200	5	1.5	3.5	10n	Q	100	100	E-Q	125	125			
							10	*3	*3	5n	Q	35	35	E-Q	25	25								Q	50	50	E-Q	60	60							
							15	4	11	10n	Q	40	40	E-Q	45	45								Q	40	40	E-Q	45	45							
CD 4025 MD	Nsc	14-dil-5	M	+3	+15	500	5	*1.5	*1.5	1n	Q	65	65	E-Q	35	35	HCF 4025 BM	Sgs	14-mic-1	I	-0.5	+18	200	5	1.5	3.5	10n	Q	100	100	E-Q	125	125			
							10	*3	*3	1n	Q	35	35	E-Q	25	25								Q	50	50	E-Q	60	60							
							15	4	11	10n	Q	40	40	E-Q	45	45								Q	40	40	E-Q	45	45							
CD 4025 MJ	Nsc	14-dil-4	M	+3	+15	500	5	*1.5	*1.5	1n	Q	65	65	E-Q	35	35	HD 14025 B	Hit	14-dil-4	I	-0.5	+20	200	5	1.5	3.5	10n	Q	100	100	E-Q	125	125			
							10	*3	*3	1n	Q	35	35	E-Q	25	25								Q	50	50	E-Q	60	60							
							15	4	11	10n	Q	40	40	E-Q	45	45								Q	40	40	E-Q	45	45							
CD 4025 MW	Nsc	14-flat-1	M	+3	+15	500	5	*1.5	*1.5	1n	Q	65	65	E-Q	35	35	HEF 4025 B	Sig	14-dil-5	M	-0.5	+20	200	5	1.5	3.5	10n	Q	100	100	E-Q	125	125			
							10	*3	*3	1n	Q	35	35	E-Q	25	25								Q	40	40	E-Q	45	45							
							15	4	11	10n	Q	40	40	E-Q	45	45								Q	40	40	E-Q	45	45							
CD 4025 UBD	Rca	14-dil-5	M	-0.5	+20	200	5	1	4	10n	Q	100	100	E-Q	60	60	HEF 4025 BD	Val	14-dil-4	I	-0.5	+18	500	5	1.5	3.5	(1	Q	60	60	E-Q	70	60			
							10	2	8	10n	Q	50	50	E-Q	30	30								(2	Q	30	30	E-Q	25	25						
							15	2.5	12.5	10n	Q	40	40	E-Q	25	25								(4	Q	20	20	E-Q	20	15						
CD 4025 UBE	Rca	14-dil-1	I	-0.5	+20	200	5	1	4	10n	Q	100	100	E-Q	60	60	HEF 4025 BP	Val	14-dil-1	I	-0.5	+18	500	5	1.5	3.5	(1	Q	60	60	E-Q	70	60			
							10	2	8	10n	Q	50	50	E-Q	30	30								(2	Q	30	30	E-Q	25	25						
							15	2.5	12.5	10n	Q	40	40	E-Q	25	25								(4	Q	20	20	E-Q	20	15						
CD 4025 UBF	Rca	14-dil-4	M	-0.5	+20	200	5	1	4	10n	Q	100	100	E-Q	60	60	HEF 4025 BT	Val	14-mic-1	I	-0.5	+18	400	5	1.5	3.5	(1	Q	60	60	E-Q	70	60			
							10	2	8	10n	Q	50	50	E-Q	30	30								(2	Q	30	30	E-Q	25	25						
							15	2.5	12.5	10n	Q	40	40	E-Q	25	25								(4	Q	20	20	E-Q	20	15						
CD 4025 UBH	Rca	chip	M	-0.5	+20	500	5	1	4	10n	Q	100	100	E-Q	60	60	LC4025 B	Say	14-dil-1	I	-0.5	+20	200	5	1.5	3.5	Q	100	100	E-Q	125	125				
							10	2	8	10n	Q	50	50	E-Q	30	30								Q	40	40	E-Q	45	45							
							15	2.5	12.5	10n	Q	40	40	E-Q	25	25																				
CD 4025 UBK	Rca	14-flat-1	M	-0.5	+20	200	5	1	4	10n	Q	100	100	E-Q	60	60	M 4025 BP	Mit	14-dil-4	I	-0.5	+20	200	5	1.5	3.5	Q	100	100	E-Q	125	125				
							10	2	8	10n	Q	50	50	E-Q	30	30								Q	40	40	E-Q	45	45							
							15	2.5	12.5	10n	Q	40	40	E-Q	25	25																				
HCC 4025 BD	Sgs	14-dil-5	M	-0.5	+20	200	5	1.5	3.5	10n	Q	100	100	E-Q	125	125	MB 84025 B	Fui	14-dil-5	M	-0.5	+20	200	5	1.5	3.5	Q	100	100	E-Q	125	125				
							10	3	7	10n	Q	50	50	E-Q	60	60								Q	40	40	E-Q	45	45							
							15	4	11	10n	Q	40	40	E-Q	45	45																				
HCC 4025 BF	Sgs	14-dil-4	M	-0.5	+20	200	5	1.5	3.5	10n	Q	100	100	E-Q	125	125	MC 14025 BAL	Mot	14-dil-4	M	-0.5	+18	500	5	1.5	3.5	0.5n	Q	100	100	E-Q	160	160			
							10	3	7	10n	Q	50	50	E-Q	60	60								1n	Q	50	50	E-Q	65	65						
							15	4	11	10n	Q	40	40	E-Q	45	45								1.5n	Q	40	40	E-Q	50	50						

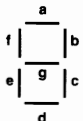
4025				Range Data			Identification Data							4025				Range Data			Identification Data														
Type	Man	B Sec. 3 Pins- Art-Nr.	TU	U _{dd}		P _{tot} max	U _{dd}	U _{IL}	U _{IH}	I _{dd} typ	t _{TR} n _s typ			t _{PD} n _s typ			Type	Man	B Sec. 3 Pins- Art-Nr.	TU	U _{dd}		P _{tot} max	U _{dd}	U _{IL}	U _{IH}	I _{dd} typ	t _{TR} n _s typ			t _{PD} n _s typ				
				V min	V max			V	V max		V min	μA	Pin	↓	↑	Pin					↓	↑			V min	V max		mW	V	V max	V min	μA	Pin	↓	↑
MC 14025 BCL	Mot	14-dil-4	I	-0,5	+18	500	5	1,5	3,5	0,5n	Q	100	100	E-Q	160	160	4025 BFC	Fch	14-flat-2	I	-0,5	+18	400	5	1,5	3,5	(1	Q	38	38	E-Q	47	45		
							10	3	7	1n	Q	50	50	E-Q	65	65								10	3	7	(2	Q	15	20	E-Q	25	20		
							15	4	11	1,5n	Q	40	40	E-Q	50	50								15	4	11	(4	Q	11	15	E-Q	21	15		
MC 14025 BCP	Mot	14-dil-1	I	-0,5	+18	500	5	1,5	3,5	0,5n	Q	100	100	E-Q	160	160	4025 BFM	Fch	14-flat-2	M	-0,5	+18	400	5	1,5	3,5	(0,25	Q	38	38	E-Q	47	45		
							10	3	7	1n	Q	50	50	E-Q	65	65								10	3	7	(0,5	Q	15	20	E-Q	25	20		
							15	4	11	1,5n	Q	40	40	E-Q	50	50								15	4	11	(1	Q	11	15	E-Q	21	15		
MC 14025 UBAL	Mot	14-dil-4	M	-0,5	+18	500	5	1	4	0,5n	Q	100	180	E-Q	90	90	4025 BPC	Fch	14-dil-1	I	-0,5	+18	400	5	1,5	3,5	(1	Q	38	38	E-Q	47	45		
							10	2	8	1n	Q	50	90	E-Q	50	50								10	3	7	(2	Q	15	20	E-Q	25	20		
							15	2,5	12,5	1,5n	Q	40	65	E-Q	40	40								15	4	11	(4	Q	11	15	E-Q	21	15		
MC 14025 UBCL	Mot	14-dil-4	I	-0,5	+18	500	5	1	4	0,5n	Q	100	180	E-Q	90	90	4025 DIE1	Sgs	chip	I	-0,5	+18	200	5	1,5	3,5	10n	Q	100	100	E-Q	125	125		
							10	2	8	1n	Q	50	90	E-Q	50	50								10	3	7	10n	Q	50	50	E-Q	60	60		
							15	2,5	12,5	1,5n	Q	40	65	E-Q	40	40								15	4	11	10n	Q	40	40	E-Q	45	45		
MC 14025 UBCP	Mot	14-dil-1	I	-0,5	+18	500	5	1	4	0,5n	Q	100	180	E-Q	90	90	μPD 4025 BC	Nec	14-dil-1	I	-0,5	+20	200	5	1,5	3,5	5n	Q	100	100	E-Q	120	120		
							10	2	8	1n	Q	50	90	E-Q	50	50								10	3	7	10n	Q	50	50	E-Q	65	65		
							15	2,5	12,5	1,5n	Q	40	65	E-Q	40	40								15	4	11	15n	Q	40	40	E-Q	40	40		
MN 4025 B	Mat		I	-0,5	+20	200	5	1,5	3,5		Q	100	100	E-Q	125	125	μPD 4025 BG	Nec	14-mic-3	I	-0,5	+20	200	5	1,5	3,5	5n	Q	100	100	E-Q	120	120		
							15	4	11		Q	40	40	E-Q	45	45								10	3	7	10n	Q	50	50	E-Q	65	65		
																							15	4	11	15n	Q	40	40	E-Q	40	40			
MSM 4025 B	Ok		I	-0,5	+20	200	5	1,5	3,5		Q	100	100	E-Q	125	125																			
							15	4	11		Q	40	40	E-Q	45	45																			
SCL 4025 B	Spr		I	-0,5	+20	200	5	1,5	3,5		Q	100	100	E-Q	125	125																			
							15	4	11		Q	40	40	E-Q	45	45																			
TC 4025 BF	Tos	14-mic-3	I	-0,5	+20	180	5	1,5	3,5	1n	Q	100	130	E-Q	160	220																			
							10	3	7	1n	Q	50	65	E-Q	80	100																			
							15	4	11	2n	Q	40	50	E-Q	65	80																			
TC 4025 BP	Tos	14-dil-1	I	-0,5	+20	300	5	1,5	3,5	1n	Q	100	130	E-Q	160	220																			
							10	3	7	1n	Q	50	65	E-Q	80	100																			
							15	4	11	2n	Q	40	50	E-Q	65	80																			
4025 BDC	Fch	14-dil-4	I	-0,5	+18	400	5	1,5	3,5	(1	Q	38	38	E-Q	47	45																			
							10	3	7	(2	Q	15	20	E-Q	25	20																			
							15	4	11	(4	Q	11	15	E-Q	21	15																			
4025 BDM	Fch	14-dil-4	M	-0,5	+18	400	5	1,5	3,5	(0,25	Q	38	38	E-Q	47	45																			
							10	3	7	(0,5	Q	15	20	E-Q	25	20																			
							15	4	11	(1	Q	11	15	E-Q	21	15																			

4026

Decade Counter/7 Segment Decoder



R	strobe	DE	T	Function
H	X	X	X	reset
L	H	L	∩	count
L	H	H	∩	count + display



4026

Range Data

Identification Data

Type	Man	B Sec. 3 Pins- Art-Nr.	T _U	U _{dd}		P _{tot} max mW	U _{dd} V	U _{IL}	U _{IH}	I _{dd} typ μA	t _{TR}		t _{PD}		
				V min	V max			V min	V max		Pin ↓	Pin ↑	Pin ↓	Pin ↑	
				Range Data		Identification Data									
CD 4026 AK	Rca	16-flat-1	M	-0.5	+15	200	5 10	*1.5 *3	*1.5 *3	0.3 0.5	QC 100 QC 50	100 50	100 50	T-QC 350 T-QC 125	350 125
CD 4026 BD	Rca	16-dil-5	M	-0.5	+20	200	5 10 15	1.5 3 4	3.5 7 11	40n 40n 40n	QC 100 QC 50 QC 25	100 50 25	100 50 25	T-Q 350 T-Q 125 T-Q 90	350 125 90
CD 4026 BE	Rca	16-dil-1	I	-0.5	+20	200	5 10 15	1.5 3 4	3.5 7 11	40n 40n 40n	QC 100 QC 50 QC 25	100 50 25	100 50 25	T-Q 350 T-Q 125 T-Q 90	350 125 90
CD 4026 BF	Rca	16-dil-4	M	-0.5	+20	200	5 10 15	1.5 3 4	3.5 7 11	40n 40n 40n	QC 100 QC 50 QC 25	100 50 25	100 50 25	T-Q 350 T-Q 125 T-Q 90	350 125 90
CD 4026 BH	Rca	chip	M	-0.5	+20	200	5 10 15	1.5 3 4	3.5 7 11	40n 40n 40n	QC 100 QC 50 QC 25	100 50 25	100 50 25	T-Q 350 T-Q 125 T-Q 90	350 125 90
CD 4026 BK	Rca	16-flat-1	M	-0.5	+20	200	5 10 15	1.5 3 4	3.5 7 11	40n 40n 40n	QC 100 QC 50 QC 25	100 50 25	100 50 25	T-Q 350 T-Q 125 T-Q 90	350 125 90
HCC 4026 BD	Sgs	16-dil-5	M	-0.5	+20	200	5 10 15	1.5 3 4	3.5 7 11	40n 40n 40n	QC 100 QC 50 QC 25	100 50 25	100 50 25	T-Q 350 T-Q 125 T-Q 90	350 125 90
HCC 4026 BF	Sgs	16-dil-4	M	-0.5	+20	200	5 10 15	1.5 3 4	3.5 7 11	40n 40n 40n	QC 100 QC 50 QC 25	100 50 25	100 50 25	T-Q 350 T-Q 125 T-Q 90	350 125 90
HCC 4026 BK	Sgs	16-flat-1	M	-0.5	+20	200	5 10 15	1.5 3 4	3.5 7 11	40n 40n 40n	QC 100 QC 50 QC 25	100 50 25	100 50 25	T-Q 350 T-Q 125 T-Q 90	350 125 90
HCF 4026 BE	Sgs	16-dil-1	I	-0.5	+18	200	5 10 15	1.5 3 4	3.5 7 11	40n 40n 40n	QC 100 QC 50 QC 25	100 50 25	100 50 25	T-Q 350 T-Q 125 T-Q 90	350 125 90
HCF 4026 BF	Sgs	16-dil-4	I	-0.5	+18	200	5 10 15	1.5 3 4	3.5 7 11	40n 40n 40n	QC 100 QC 50 QC 25	100 50 25	100 50 25	T-Q 350 T-Q 125 T-Q 90	350 125 90
SCL 4026 A	Spr		I	-0.5	+20	200	5 15	1.5 4	3.5 11		Q 100 Q 40	100 40	100 40	T-Q 475 T-Q 220	475 220
4026 DIE1	Sgs	chip	I	-0.5	+18	200	5 10 15	1.5 3 4	3.5 7 11	40n 40n 40n	QC 100 QC 50 QC 40	100 50 40	100 50 40	T-Q 350 T-Q 125 T-Q 90	350 125 90

4026

Range Data

Identification Data

Type	Man	B Sec. 3 Pins- Art-Nr.	T _U	U _{dd}		P _{tot} max mW	U _{dd} V	U _{IL}	U _{IH}	I _{dd} typ μA	t _{TR}		t _{PD}		
				V min	V max			V min	V max		Pin ↓	Pin ↑	Pin ↓	Pin ↑	
				Range Data		Identification Data									
CD 4026 AD	Rca	16-dil-5	M	-0.5	+15	200	5 10	*1.5 *3	*1.5 *3	0.3 0.5	QC 100 QC 50	100 50	100 50	T-QC 350 T-QC 125	350 125
CD 4026 AE	Rca	16-dil-1	I	-0.5	+15	200	5 10	*1.5 *3	*1.5 *3	0.5 1	QC 100 QC 50	100 50	100 50	T-QC 350 T-QC 125	350 125
CD 4026 AF	Rca	16-dil-4	M	-0.5	+15	200	5 10	*1.5 *3	*1.5 *3	0.3 0.5	QC 100 QC 50	100 50	100 50	T-QC 350 T-QC 125	350 125
CD 4026 AH	Rca	chip	M	-0.5	+15	200	5 10	*1.5 *3	*1.5 *3	0.3 0.5	QC 100 QC 50	100 50	100 50	T-QC 350 T-QC 125	350 125

4027		Dual J-K Flip-Flop							4027			Range Data			Identification Data					
Type	Man	B Sec. 3 Pins- Art-Nr.	T _U	U _{dd}		P _{tot} max mW	U _{dd}	U _I L	U _I H	I _{dd} typ μA	t _{TR} n _{styp}		t _{PD} n _{styp}							
				V min	V max			V	V max		V min	μA	Pin	↓	↑	Pin Pin	↓	↑		
CD 4027 AD	Rca	16-dil-5	M	-0.5	+15	200	5	*1.5 *3	*1.5 *3	5n 5n	Q 75 Q 50	75 50	T-Q T-Q	200 100	200 100					
CD 4027 AE	Rca	16-dil-1	I	-0.5	+15	200	5	*1.5 *3	*1.5 *3	10n 50n	Q 75 Q 50	75 50	T-Q T-Q	150 75	150 75					
CD 4027 AF	Rca	16-dil-4	M	-0.5	+15	200	5	*1.5 *3	*1.5 *3	5n 5n	Q 75 Q 50	75 50	T-Q T-Q	200 100	200 100					
CD 4027 AH	Rca	chip	M	-0.5	+15		5	*1.5 *3	*1.5 *3	5n 5n	Q 75 Q 50	75 50	T-Q T-Q	200 100	200 100					
CD 4027 AK	Rca	16-flat-1	M	-0.5	+15	200	5	*1.5 *3	*1.5 *3	5n 5n	Q 75 Q 50	75 50	T-Q T-Q	200 100	200 100					
CD 4027 BCJ	Nsc	16-dil-4	I	-0.5	+18	300	5	1.5 3	3.5 7	(4 (8 (16	Q 100 Q 50 Q 40	100 50 40	T-Q T-Q T-Q	200 80 65	200 80 65					
CD 4027 BCM	Nsc	16-mic-1	I	-0.5	+18	500	5	1.5 3	3.5 7	(4 (8 (16	Q 100 Q 50 Q 40	100 50 40	T-Q T-Q T-Q	200 80 65	200 80 65					
CD 4027 BCN	Nsc	16-dil-1	I	-0.5	+18	700	5	1.5 3	3.5 7	(4 (8 (16	Q 100 Q 50 Q 40	100 50 40	T-Q T-Q T-Q	200 80 65	200 80 65					
CD 4027 BD	Rca	16-dil-5	M	-0.5	+20	200	5	1.5 3	3.5 7	20n 20n 20n	Q 100 Q 50 Q 40	100 50 40	T-Q T-Q T-Q	150 65 45	150 65 45					
CD 4027 BE	Rca	16-dil-1	I	-0.5	+20	200	5	1.5 3	3.5 7	20n 20n 20n	Q 100 Q 50 Q 40	100 50 40	T-Q T-Q T-Q	150 65 45	150 65 45					
CD 4027 BF	Rca	16-dil-4	M	-0.5	+20	200	5	1.5 3	3.5 7	20n 20n 20n	Q 100 Q 50 Q 40	100 50 40	T-Q T-Q T-Q	150 65 45	150 65 45					
CD 4027 BH	Rca	chip	M	-0.5	+20		5	1.5 3	3.5 7	20n 20n 20n	Q 100 Q 50 Q 40	100 50 40	T-Q T-Q T-Q	150 65 45	150 65 45					
CD 4027 BK	Rca	16-flat-1	M	-0.5	+20	200	5	1.5 3	3.5 7	20n 20n 20n	Q 100 Q 50 Q 40	100 50 40	T-Q T-Q T-Q	150 65 45	150 65 45					
BU 4027 B	Toy		I	-0.5	+20	200	5	1.5 4	3.5 11		Q 100 Q 40	100 40	T-Q T-Q	150 45	150 45					

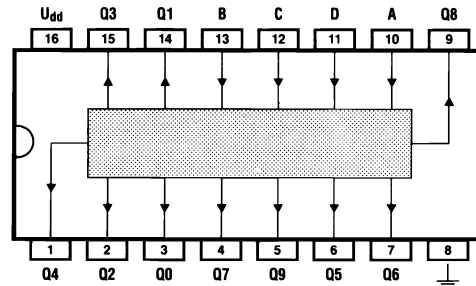
Inputs				Outputs	
T	J	K	S	R	Q _{n+1} Q _n
┌	H	X	L	L	Q _n Q _n
┌	X	L	L	L	Q _n Q _n
┌	L	X	L	L	Q _n Q _n
┌	X	H	L	L	Q _n Q _n
X	X	X	L	H	L H
X	X	X	H	L	H L
X	X	X	H	H	H H

4027				Range Data			Identification Data							4027				Range Data			Identification Data												
Type	Man	B Sec. 3 Pins- Art-Nr.	TU	U _{dd}		P _{tot} max mW	U _{dd}	U _{IL}	U _{IH}	I _{dd} typ μA	t _{TR} ns _{typ}			t _{PD} ns _{typ}			Type	Man	B Sec. 3 Pins- Art-Nr.	TU	U _{dd}		P _{tot} max mW	U _{dd}	U _{IL}	U _{IH}	I _{dd} typ μA	t _{TR} ns _{typ}			t _{PD} ns _{typ}		
				V min	V max			V max	V min		Pin	↓	↑	Pin Pin	↓	↑					V min	V max			V max	V min		Pin	↓	↑	Pin Pin	↓	↑
CD 4027 BMD	Nsc	16-dil-5	M	-0.5	+18	500	5 10 15	1.5 3 4	3.5 7 11	(1 (2 (4	Q Q Q	100 50 40	100 50 40	T→Q T→Q T→Q	200 80 65	200 80 65	HEF 4027 BP	Val	16-dil-1	I	-0.5	+18	500	5 10 15	1.5 3 4	3.5 7 11	(4 (8 (16	Q Q Q	60 30 20	60 30 20	T→Q T→Q T→Q	105 40 30	85 35 30
CD 4027 BMJ	Nsc	16-dil-4	M	-0.5	+18	700	5 10 15	1.5 3 4	3.5 7 11	(1 (2 (4	Q Q Q	100 50 40	100 50 40	T→Q T→Q T→Q	200 80 65	200 80 65	HEF 4027 BT	Val	16-mic-1	I	-0.5	+18	400	5 10 15	1.5 3 4	3.5 7 11	(4 (8 (16	Q Q Q	60 30 20	60 30 20	T→Q T→Q T→Q	105 40 30	85 35 30
CD 4027 BMW	Nsc	16-flat-1	M	-0.5	+18	700	5 10 15	1.5 3 4	3.5 7 11	(1 (2 (4	Q Q Q	100 50 40	100 50 40	T→Q T→Q T→Q	200 80 65	200 80 65	LC 4027 B	Say		I	-0.5	+20	200	5 15	1.5 4	3.5 11		Q Q	100 40	100 40	T→Q T→Q	150 45	150 45
HCC 4027 BD	Sgs	16-dil-5	M	-0.5	+20	200	5 10 15	1.5 3 4	3.5 7 11	20n 20n 20n	Q Q Q	100 50 40	100 50 40	T→Q T→Q T→Q	150 65 45	150 65 45	M 4027 BP	Mit		I	-0.5	+20	200	5 15	1.5 4	3.5 11		Q Q	100 40	100 40	T→Q T→Q	150 45	150 45
HCC 4027 BF	Sgs	16-dil-4	M	-0.5	+20	200	5 10 15	1.5 3 4	3.5 7 11	20n 20n 20n	Q Q Q	100 50 40	100 50 40	T→Q T→Q T→Q	150 65 45	150 65 45	MB 84027 B	Fui		I	-0.5	+20	200	5 15	1.5 4	3.5 11		Q Q	100 40	100 40	T→Q T→Q	150 45	150 45
HCC 4027 BK	Sgs	16-flat-1	M	-0.5	+20	200	5 10 15	1.5 3 4	3.5 7 11	20n 20n 20n	Q Q Q	100 50 40	100 50 40	T→Q T→Q T→Q	150 65 45	150 65 45	MC 14027 BAL	Mot	16-dil-4	M	-0.5	+18	500	5 10 15	1.5 3 4	3.5 7 11	2n 4n 8n	Q Q Q	100 50 40	100 50 40	T→Q T→Q T→Q	175 75 50	175 75 50
HCF 4027 BE	Sgs	16-dil-1	I	-0.5	+18	200	5 10 15	1.5 3 4	3.5 7 11	20n 20n 20n	Q Q Q	100 50 40	100 50 40	T→Q T→Q T→Q	150 65 45	150 65 45	MC 14027 CL	Mot	16-dil-4	I	-0.5	+18	500	5 10 15	1.5 3 4	3.5 7 11	2n 4n 8n	Q Q Q	100 50 40	100 50 40	T→Q T→Q T→Q	175 75 50	175 75 50
HCF 4027 BF	Sgs	16-dil-4	I	-0.5	+18	200	5 10 15	1.5 3 4	3.5 7 11	20n 20n 20n	Q Q Q	100 60 40	100 50 40	T→Q T→Q T→Q	150 65 45	150 65 45	MC 14027 CP	Mot	16-dil-1	I	-0.5	+18	500	5 10 15	1.5 3 4	3.5 7 11	2n 4n 8n	Q Q Q	100 50 40	100 50 40	T→Q T→Q T→Q	175 75 50	175 75 50
HCF 4027 BM	Sgs	16-mic-1	I	-0.5	+18	200	5 10 15	1.5 3 4	3.5 7 11	20n 20n 20n	Q Q Q	100 50 40	100 50 40	T→Q T→Q T→Q	150 65 45	150 65 45	MN 4027 B	Mat		I	-0.5	+20	200	5 15	1.5 4	3.5 11		Q Q	100 40	100 40	T→Q T→Q	150 45	150 45
HD 14027 B	Hit		I	-0.5	+20	200	5 15	1.5 4	3.5 11		Q Q	100 40	100 40	T→Q T→Q	150 45	150 45	MSM 4027 B	OkI		I	-0.5	+20	200	5 15	1.5 4	3.5 11		Q Q	100 40	100 40	T→Q T→Q	150 45	150 45
HEF 4027 B	Sig		I	-0.5	+20	200	5 15	1.5 4	3.5 11		Q Q	100 40	100 40	T→Q T→Q	150 45	150 45	NJU 4027 B	Njr		I	-0.5	+20	200	5 15	1.5 4	3.5 11		Q Q	100 40	100 40	T→Q T→Q	150 45	150 45
HEF 4027 BD	Val	16-dil-4	I	-0.5	+18	500	5 10 15	1.5 3 4	3.5 7 11	(4 (8 (16	Q Q Q	60 30 20	60 30 20	T→Q T→Q T→Q	105 40 30	85 35 30	SCL 4027 B	Spr		I	-0.5	+20	200	5 15	1.5 4	3.5 11		Q Q	100 40	100 40	T→Q T→Q	150 45	150 45
							5 10 15	1.5 3 4	3.5 7 11	(4 (8 (16	Q Q Q	60 30 20	60 30 20	T→Q T→Q T→Q	105 40 30	85 35 30	TC 4027 BF	Tos	16-mic-3	I	-0.5	+20	180	5 10 15	1.5 3 4	3.5 7 11	2n 4n 8n	Q Q Q	100 50 40	130 65 50	250 110 80	250 110 80	

4027			Range Data			Identification Data										
Type	Man	B Sec. 3 Pins- Art-Nr.	TU	U _{dd}		P _{tot} max mW	U _{dd} V	U _{IL}	U _{IH}	I _{dd} typ μA	t _{TR} n _{styp}		t _{PD} n _{styp}			
				V min	V max			V max	V min		Pin ↓	Pin ↑	Pin →	Pin ↑		
TC 4027BP	Tos	16-dil-2	I	-0.5	+20	300	5	1.5	3.5	2n	Q	100	130	T→Q	250	250
				10	3		7	4n	Q		50	65	T→Q	110	110	
				15	4		11	8n	Q		40	50	T→Q	80	80	
V 4027D	Mkm	16-dil-1	I	-0.5	+18	300	5	1.5	3.5	30	Q	(200	(200	T→Q	(300	(300
				10	3		7	60	Q		(100	(100	T→Q	(130	(130	
				15	4		11	120	Q		(80	(80	T→Q	(90	(90	
4027BDC	Fch	16-dil-4	I	-0.5	+18	400	5	1.5	3.5	(4	Q	85	85	T→Q	100	100
				10	3		7	(8	Q		45	45	T→Q	45	45	
				15	4		11	(16	Q		30	30	T→Q	30	30	
4027BDM	Fch	16-dil-4	M	-0.5	+18	400	5	1.5	3.5	(1	Q	85	85	T→Q	100	100
				10	3		7	(2	Q		45	45	T→Q	45	45	
				15	4		11	(4	Q		30	30	T→Q	30	30	
4027BFC	Fch	16-flat-1	I	-0.5	+18	400	5	1.5	3.5	(4	Q	85	85	T→Q	100	100
				10	3		7	(8	Q		45	45	T→Q	45	45	
				15	4		11	(16	Q		30	30	T→Q	30	30	
4027BFM	Fch	16-flat-1	M	-0.5	+18	400	5	1.5	3.5	(1	Q	85	85	T→Q	100	100
				10	3		7	(2	Q		45	45	T→Q	45	45	
				15	4		11	(4	Q		30	30	T→Q	30	30	
4027BPC	Fch	16-dil-1	I	-0.5	+18	400	5	1.5	3.5	(4	Q	85	85	T→Q	100	100
				10	3		7	(8	Q		45	45	T→Q	45	45	
				15	4		11	(16	Q		30	30	T→Q	30	30	
4027DIE1	Sgs	chip	I	-0.5	+18	200	5	1.5	3.5	20n	Q	100	100	T→Q	150	150
				10	3		7	20n	Q		50	50	T→Q	65	65	
				15	4		11	20n	Q		40	40	T→Q	45	45	
μPD 4027BC	Nec	16-dil-2	I	-0.5	+20	200	5	1.5	3.5	2n	Q	100	100	T→Q	150	150
				10	3		7	4n	Q		50	50	T→Q	80	80	
				15	4		11	6n	Q		40	40	T→Q	60	60	
μPD 4027BG	Nec	16-mic-1	I	-0.5	+20	200	5	1.5	3.5	2n	Q	100	100	T→Q	150	150
				10	3		7	4n	Q		50	50	T→Q	80	80	
				15	4		11	6n	Q		40	40	T→Q	60	60	

4028

BCD-to-Decimal Decoder



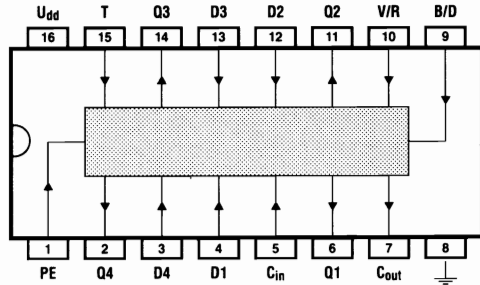
Inputs				Outputs									
D	C	B	A	Q9	Q8	Q7	Q6	Q5	Q4	Q3	Q2	Q1	Q0
L	L	L	L	L	L	L	L	L	L	L	L	L	H
L	L	L	H	L	L	L	L	L	L	L	L	L	H
L	L	H	L	L	L	L	L	L	L	L	H	L	L
L	L	H	H	L	L	L	L	L	L	H	L	L	L
L	H	L	L	L	L	L	L	L	H	L	L	L	L
L	H	L	H	L	L	L	H	L	L	L	L	L	L
L	H	H	L	L	L	L	H	L	L	L	L	L	L
L	H	H	H	L	L	H	L	L	L	L	L	L	L
H	L	L	L	L	H	L	L	L	L	L	L	L	L
H	L	L	H	L	L	L	L	L	L	L	L	L	L
H	L	H	L	L	L	L	L	L	L	L	L	L	L
H	L	H	H	L	L	L	L	L	L	L	L	L	L
H	H	L	L	L	L	L	L	L	L	L	L	L	L
H	H	L	H	L	L	L	L	L	L	L	L	L	L
H	H	H	L	L	L	L	L	L	L	L	L	L	L
H	H	H	H	L	L	L	L	L	L	L	L	L	L

4028			Range Data			Identification Data						4028			Range Data			Identification Data															
Type	Man	B Sec. 3 Pins- Art-Nr.	TU	Udd		Ptot max	Udd	U _{IL}	U _{IH}	I _{dd} typ	I _{TR} n _{styp}			I _{pd} n _{styp}			Type	Man	B Sec. 3 Pins- Art-Nr.	TU	Udd		Ptot max	Udd	U _{IL}	U _{IH}	I _{dd} typ	I _{TR} n _{styp}			I _{pd} n _{styp}		
				V min	V max			V min	V max		V min	V max	μA	Pin	↓	↑					Pin → Pin	↓			↑	V min		V max	V min	V max	μA	Pin	↓
BU 4028 B	Toy		I	-0.5	+20	200	5	1.5	3.5		Q	100	180	E→Q	300	300	CD 4028 BK	Rca	16-flat-1	M	-0.5	+20	200	5	1.5	3.5	40n	Q	100	100	E→Q	175	175
						15	15	4	11		Q	40	65	E→Q	90	90								10	3	7	40n	Q	50	50	E→Q	80	80
CD 4028 AD	Rca	16-dil-5	M	-0.5	+15	200	5	*1.5	*1.5	0.5	Q	60	60	E→Q	250	250	CD 4028 BMD	Nsc	16-dil-5	M	-0.5	+18	500	5	1.5	3.5	0,01	Q	175	175	E→Q	240	240
						10	*3	*3	1		Q	30	30	E→Q	100	100								10	3	7	0,01	Q	75	75	E→Q	100	100
CD 4028 AE	Rca	16-dil-1	I	-0.5	+15	200	5	*1.5	*1.5	5	Q	60	60	E→Q	250	250	CD 4028 BMJ	Nsc	16-dil-4	M	-0.5	+18	700	5	1.5	3.5	10n	Q	175	175	E→Q	240	240
						10	*3	*3	10		Q	30	30	E→Q	100	100								15	4	11	0,02	Q	60	60	E→Q	70	70
CD 4028 AF	Rca	16-dil-4	M	-0.5	+15	200	5	*1.5	*1.5	0.5	Q	60	60	E→Q	250	250	CD 4028 BMW	Nsc	16-flat-1	M	-0.5	+18	700	5	1.5	3.5	10n	Q	175	175	E→Q	240	240
						10	*3	*3	1		Q	30	30	E→Q	100	100								10	3	7	10n	Q	75	75	E→Q	100	100
CD 4028 AH	Rca	chip	M	-0.5	+15	5	10	*1.5	*1.5	0.5	Q	60	60	E→Q	250	250								15	4	11	20n	Q	60	60	E→Q	70	70
CD 4028 AK	Rca	16-flat-1	M	-0.5	+15	200	5	*1.5	*1.5	0.5	Q	60	60	E→Q	250	250	HCC 4028 BD	Sgs	16-dil-5	M	-0.5	+20	200	5	1.5	3.5	40n	Q	100	100	T→Q	175	175
						10	*3	*3	1		Q	30	30	E→Q	100	100								10	3	7	40n	Q	50	50	T→Q	80	80
CD 4028 BCJ	Nsc	16-dil-4	I	-0.5	+18	500	5	1.5	3.5	0,01	Q	175	175	E→Q	240	240	HCC 4028 BF	Sgs	16-dil-4	M	-0.5	+20	200	5	1.5	3.5	40n	Q	100	100	T→Q	175	175
						10	3	7	0,01		Q	75	75	E→Q	100	100								15	4	11	40n	Q	40	40	T→Q	60	60
CD 4028 BCM	Nsc	16-mic-1	I	-0.5	+18	500	5	1.5	3.5	10n	Q	175	175	E→Q	240	240	HCC 4028 BK	Sgs	16-flat-1	M	-0.5	+20	200	5	1.5	3.5	40n	Q	100	100	T→Q	175	175
						10	3	7	10n		Q	75	75	E→Q	100	100								15	4	11	40n	Q	40	40	T→Q	60	60
CD 4028 BCN	Nsc	16-dil-1	I	-0.5	+18	700	5	1.5	3.5	10n	Q	175	175	E→Q	240	240	HCF 4028 BE	Sgs	16-dil-1	I	-0.5	+18	200	5	1.5	3.5	40n	Q	100	100	T→Q	175	175
						15	4	11	20n		Q	60	60	E→Q	70	70								15	4	11	40n	Q	50	50	T→Q	80	80
CD 4028 BD	Rca	16-dil-5	M	-0.5	+20	200	5	1.5	3.5	40n	Q	100	100	E→Q	175	175	HCF 4028 BF	Sgs	16-dil-4	I	-0.5	+18	200	5	1.5	3.5	40n	Q	100	100	T→Q	175	175
						15	4	11	40n		Q	40	40	E→Q	60	60								15	4	11	40n	Q	40	40	T→Q	60	60
CD 4028 BE	Rca	16-dil-1	I	-0.5	+20	200	5	1.5	3.5	40n	Q	100	100	E→Q	175	175	HCF 4028 BM	Sgs	16-mic-1	I	-0.5	+18	200	5	1.5	3.5	40n	Q	100	100	T→Q	175	175
						15	4	11	40n		Q	50	50	E→Q	80	80								15	4	11	40n	Q	50	50	T→Q	80	80
CD 4028 BF	Rca	16-dil-4	M	-0.5	+20	200	5	1.5	3.5	40n	Q	100	100	E→Q	175	175	HD 14028 B	Hit		I	-0.5	+20	200	5	1.5	3.5		Q	100	180	E→Q	300	300
						10	3	7	40n		Q	50	50	E→Q	80	80								15	4	11		Q	40	65	E→Q	90	90
CD 4028 BH	Rca	chip	M	-0.5	+20	5	10	3	7	40n	Q	100	100	E→Q	175	175	HEF 4028 B	Sig		I	-0.5	+20	200	5	1.5	3.5		Q	100	180	E→Q	300	300
						15	4	11	40n		Q	40	40	E→Q	60	60								15	4	11		Q	40	65	E→Q	90	90

4028			Range Data			Identification Data						4028			Range Data			Identification Data																				
Type	Man	B Sec. 3 Pins- Art-Nr.	T _U	U _{dd}		P _{tot} max	U _{dd}	U _{IL}	U _{IH}	I _{dd} typ	t _{TR} ns _{typ}			t _{PD} ns _{typ}			Type	Man	B Sec. 3 Pins- Art-Nr.	T _U	U _{dd}		P _{tot} max	U _{dd}	U _{IL}	U _{IH}	I _{dd} typ	t _{TR} ns _{typ}			t _{PD} ns _{typ}							
				V min	V max			mW	V		V max	V min	μA	Pin	↓	↑					Pin →	↓			↑	V min		V max	mW	V	V max	V min	μA	Pin	↓	↑	Pin →	↓
HEF 4028 BD	Val	16-dil-4	I	-0.5	+18	500	5	1.5	3.5	(20 40 80)	Q	60	60	E → Q	100	90	TC 4028 BP	Tos	16-dil-2	I	-0.5	+20	300	5	1.5	3.5	5n 10n 15n	Q	80	80	E → Q	150	150	E → Q	65	65	50	50
HEF 4028 BP	Val	16-dil-1	I	-0.5	+18	500	5	1.5	3.5	(20 40 80)	Q	60	60	E → Q	100	90	V 4028 D	Mkm	16-dil-1	I	-0.5	+18	300	5	1.5	3.5	150 300 600	Q	(200 100 80)	(200 100 80)	E → Q	(350 160 120)	(350 160 120)	E → Q	(65 65 50)	(65 65 50)	50	50
HEF 4028 BT	Val	16-mic-1	I	-0.5	+18	400	5	1.5	3.5	(20 40 80)	Q	60	60	E → Q	100	90	4028 BDC	Fch	16-dil-4	I	-0.5	+18	400	5	1.5	3.5	(20 40 80)	Q	110	85	E → Q	157	167	E → Q	57	66	40	45
LC 4028 B	Say		I	-0.5	+20	200	5	1.5	3.5		Q	100	180	E → Q	300	300	4028 BDM	Fch	16-dil-4	M	-0.5	+18	400	5	1.5	3.5	(5 10 15)	Q	110	85	E → Q	157	167	E → Q	57	66	40	45
M 4028 BP	Mit		I	-0.5	+20	200	5	1.5	3.5		Q	100	180	E → Q	300	300	4028 BFC	Fch	16-flat-1	I	-0.5	+18	400	5	1.5	3.5	(20 40 80)	Q	110	85	E → Q	157	167	E → Q	57	66	40	45
MB 84028 B	Fui		I	-0.5	+20	200	5	1.5	3.5		Q	100	180	E → Q	300	300	4028 BFM	Fch	16-flat-1	M	-0.5	+18	400	5	1.5	3.5	(5 10 15)	Q	110	85	E → Q	157	167	E → Q	57	66	40	45
MC 14028 BAL	Mot	16-dil-4	M	-0.5	+18	500	5	1.5	3.5	5n 10n 15n	Q	100	100	E → Q	300	300	4028 BPC	Fch	16-dil-1	I	-0.5	+18	400	5	1.5	3.5	(10 20)	Q	110	85	E → Q	157	167	E → Q	57	66	40	45
MC 14028 BCL	Mot	16-dil-4	I	-0.5	+18	500	5	1.5	3.5	5n 10n 15n	Q	100	100	E → Q	300	300	4028 DIE1	Sgs	chip	I	-0.5	+18	200	5	1.5	3.5	40n 40n 40n	Q	100	100	T → Q	175	175	T → Q	80	80	60	60
MC 14028 BCP	Mot	16-dil-1	I	-0.5	+18	500	5	1.5	3.5	5n 10n 15n	Q	100	100	E → Q	300	300	μPD 4028 BC	Nec	16-dil-2	I	-0.5	+20	200	5	1.5	3.5	5n 10n 15n	Q	100	100	E → Q	300	300	E → Q	130	130	90	90
MN 4028 B	Mat		I	-0.5	+20	200	5	1.5	3.5		Q	100	180	E → Q	300	300	μPD 4028 BG	Nec	16-mic-1	I	-0.5	+20	200	5	1.5	3.5	5n 10n 15n	Q	100	100	E → Q	300	300	E → Q	130	130	90	90
MSM 4028 B	Ok		I	-0.5	+20	200	5	1.5	3.5		Q	100	180	E → Q	300	300	TC 74HC4028 BP	Tos		I	-0.5	+7	500	2				Q	30	30	E → Q	110	110	E → Q	25	25		
SCL 4028 B	Spr		I	-0.5	+20	200	5	1.5	3.5		Q	100	180	E → Q	300	300											Q	30	30	E → Q	110	110	E → Q	25	25			
TC 4028 BF	Tos	16-mic-3	I	-0.5	+20	180	5	1.5	3.5	5n 10n 15n	Q	80	80	E → Q	150	150											Q	30	30	E → Q	110	110	E → Q	25	25			

4029

4-Bit Presettable Up/Down Counter



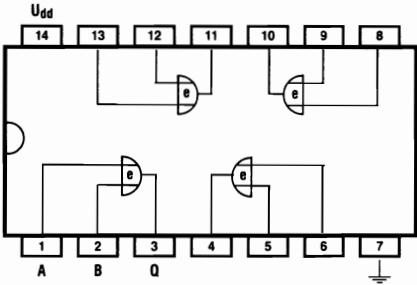
T	C _{in}	V/R	PE	Function
┌	H	X	L	-
┌	L	H	L	count ↑
┌	L	L	L	count ↓
X	X	X	H	preset

PE = Preset enable, V/R = Count up/down, B/D = Binary/decade, D1...D4 = Preset inputs

4029		Range Data			Identification Data											
Type	Man	B Sec. 3 Pins-Art-Nr.	T _U	U _{dd}		P _{tot} max	U _{dd}	U _{IL} *U _{NL} U _{IH} *U _{NH}		I _{dd} typ	t _{TR} nstyp		t _{PD} nstyp			
				V min	V max			mW	V		V max	V min	μA	Pin	↓	↑
CD 4029 AF	Rca	16-dil-4	M	-0.5	+15	200	5 10	*1.5 *3	*1.5 *3	0.3 0.5	Q	100 50	100 50	T-Q T-Q	325 115	325 115
CD 4029 AH	Rca	chip	M	-0.5	+15		5 10	*1.5 *3	*1.5 *3	0.3 0.5	Q	100 50	100 50	T-Q T-Q	325 115	325 115
CD 4029 AK	Rca	16-flat-1	M	-0.5	+15	200	5 10	*1.5 *3	*1.5 *3	0.3 0.5	Q	100 50	100 50	T-Q T-Q	325 115	325 115
CD 4029 BCJ	Nsc	16-dil-4	I	-0.5	+18	500	5 10 15	1.5 3 4	3.5 7 11	(20 40 80)	Q	100 50 40	100 50 40	T-Q T-Q T-Q	200 85 70	200 85 70
CD 4029 BCN	Nsc	16-dil-1	I	-0.5	+18	700	5 10 15	1.5 3 4	3.5 7 11	(20 40 80)	Q	100 50 40	100 50 40	T-Q T-Q T-Q	200 85 70	200 85 70
CD 4029 BE	Rca	16-dil-1	I	-0.5	+20	200	5 10 15	1.5 3 4	3.5 7 11	40n 40n 40n	Q	100 50 40	100 50 40	T-Q T-Q T-Q	250 120 90	250 120 90
CD 4029 BH	Rca	chip	M	-0.5	+20		5 10 15	1.5 3 4	3.5 7 11	40n 40n 40n	Q	100 50 40	100 50 40	T-Q T-Q T-Q	250 120 90	250 120 90
CD 4029 BK	Rca	16-flat-1	M	-0.5	+20	200	5 10 15	1.5 3 4	3.5 7 11	40n 40n 40n	Q	100 50 40	100 50 40	T-Q T-Q T-Q	250 120 90	250 120 90
CD 4029 BMD	Nsc	16-dil-5	M	-0.5	+18	500	5 10 15	1.5 3 4	3.5 7 11	(5 10 20)	Q	100 50 40	100 50 40	T-Q T-Q T-Q	200 85 70	200 85 70
CD 4029 BMJ	Nsc	16-dil-4	M	-0.5	+18	700	5 10 15	1.5 3 4	3.5 7 11	(5 10 20)	Q	100 50 40	100 50 40	T-Q T-Q T-Q	200 85 70	200 85 70
CD 4029 BMW	Nsc	16-flat-1	M	-0.5	+18	700	5 10 15	1.5 3 4	3.5 7 11	(5 10 20)	Q	100 50 40	100 50 40	T-Q T-Q T-Q	200 85 70	200 85 70
HCC 4029 BD	Sgs	16-dil-5	M	-0.5	+20	200	5 10 15	1.5 3 4	3.5 7 11	40n 40n 40n	Q	100 50 40	100 50 40	T-Q T-Q T-Q	250 120 90	250 120 90
CD 4029 AD	Rca	16-dil-5	M	-0.5	+15	200	5 10	*1.5 *3	*1.5 *3	0.3 0.5	Q	100 50	100 50	T-Q T-Q	325 115	325 115
CD 4029 AE	Rca	16-dil-1	I	-0.5	+15	200	5 10	*1.5 *3	*1.5 *3	0.5 1	Q	100 50	100 50	T-Q T-Q	325 115	325 115

4029			Range Data			Identification Data							4029			Range Data			Identification Data														
Type	Man	B Sec. 3 Pins- Art-Nr.	TU	U _{dd}		P _{tot} max	U _{dd}	U _{IL}	U _{IH}	I _{dd} typ	t _{TR}			t _{PD}			Type	Man	B Sec. 3 Pins- Art-Nr.	TU	U _{dd}		P _{tot} max	U _{dd}	U _{IL}	U _{IH}	I _{dd} typ	t _{TR}			t _{PD}		
				V min	V max			V max	V min		μA	Pin	↓	↑	Pin ↑	↓					↑	V min			V max	mW		V	V max	V min	μA	Pin	↓
HCC 4029 BF	Sgs	16-dil-4	M	-0.5	+20	200	5	1.5	3.5	40n	Q 100	100	T → Q	250	250	MC 14029 BCP	Mot	16-dil-1	I	-0.5	+18	500	5	1.5	3.5	5n	Q 100	100	T → Q	200	200		
							10	3	7	40n	Q 50	50	T → Q	120	120								10	3	7	10n	Q 50	50	T → Q	100	100		
							15	4	11	40n	Q 40	40	T → Q	90	90								15	4	11	15n	Q 40	40	T → Q	90	90		
HCC 4029 BK	Sgs	16-flat-1	M	-0.5	+20	200	5	1.5	3.5	40n	Q 100	100	T → Q	250	250	MN 4029 B	Mat		I	-0.5	+20	200	5	1.5	3.5		T 100	100	T → Q	250	250		
							10	3	7	40n	Q 50	50	T → Q	120	120								15	4	11		T 40	40	T → Q	90	90		
							15	4	11	40n	Q 40	40	T → Q	90	90												T 40	40	T → Q	90	90		
HCF 4029 BE	Sgs	16-dil-1	I	-0.5	+18	200	5	1.5	3.5	40n	Q 100	100	T → Q	250	250	MSM 4029 B	Okj		I	-0.5	+20	200	5	1.5	3.5		T 100	100	T → Q	250	250		
							10	3	7	40n	Q 50	50	T → Q	120	120								15	4	11		T 40	40	T → Q	90	90		
							15	4	11	40n	Q 40	40	T → Q	90	90	SCL 4029 B	Spr		I	-0.5	+20	200	5	1.5	3.5		T 100	100	T → Q	250	250		
HCF 4029 BF	Sgs	16-dil-4	I	-0.5	+18	200	5	1.5	3.5	40n	Q 100	100	T → Q	250	250	TC 4029 BP	Tos	16-dil-2	I	-0.5	+20	300	5	1.5	3.5	5n	Q 80	80	T → Q	360	360		
							10	3	7	40n	Q 50	50	T → Q	120	120								15	4	11	10n	Q 50	50	T → Q	145	145		
							15	4	11	40n	Q 40	40	T → Q	90	90								15	4	11	15n	Q 40	40	T → Q	100	100		
HEF 4029 B	Sig		I	-0.5	+20	200	5	1.5	3.5		T 100	100	T → Q	250	250	V 4029 D	Mkm	16-dil-1	I	-0.5	+18	300	5	1.5	3.5	150	Q (200	(200	T → Q	(500	(500		
							15	4	11		T 40	40	T → Q	90	90								10	3	7	300	Q (100	(100	T → Q	(240	(240		
							15	4	11	(20	Q 60	60	T → Q	145	160								15	4	11	600	Q (80	(80	T → Q	(180	(180		
HEF 4029 BD	Val	16-dil-4	I	-0.5	+18	500	5	1.5	3.5	(20	Q 60	60	T → Q	145	160	4029 BDC	Fch	16-dil-4	I	-0.5	+18	400	5	1.5	3.5	(20	Q 65	60	T → Q	150	150		
							10	3	7	(40	Q 30	30	T → Q	55	60								15	4	11	(40	Q 25	31	T → Q	59	62		
							15	4	11	(80	Q 20	20	T → Q	40	40	4029 BDM	Fch	16-dil-4	M	-0.5	+18	400	5	1.5	3.5	(5	Q 65	60	T → Q	150	150		
HEF 4029 BP	Val	16-dil-1	I	-0.5	+18	500	5	1.5	3.5	(20	Q 60	60	T → Q	145	160								10	3	7	(10	Q 25	31	T → Q	59	62		
							15	4	11	(80	Q 30	30	T → Q	55	60	4029 BFC	Fch	16-flat-1	I	-0.5	+18	400	5	1.5	3.5	(20	Q 65	60	T → Q	150	150		
							15	4	11	(80	Q 20	20	T → Q	40	40								15	4	11	(80	Q 18	23	T → Q	39	41		
HEF 4029 BT	Val	16-mic-1	I	-0.5	+18	400	5	1.5	3.5	(20	Q 60	60	T → Q	145	160	4029 BFM	Fch	16-flat-1	M	-0.5	+18	400	5	1.5	3.5	(5	Q 65	60	T → Q	150	150		
							10	3	7	(40	Q 30	30	T → Q	55	60								10	3	7	(40	Q 25	31	T → Q	59	62		
							15	4	11	(80	Q 20	20	T → Q	40	40								15	4	11	(80	Q 18	23	T → Q	39	41		
M 4029 BP	Mit		I	-0.5	+20	200	5	1.5	3.5		T 100	100	T → Q	250	250								10	3	7	(40	Q 25	31	T → Q	59	62		
							15	4	11		T 40	40	T → Q	90	90	4029 BFP	Fch	16-flat-1	M	-0.5	+18	400	5	1.5	3.5	(5	Q 65	60	T → Q	150	150		
							15	4	11		T 100	100	T → Q	250	250								10	3	7	(10	Q 25	31	T → Q	59	62		
MBM 84029 B	Fui		I	-0.5	+20	200	5	1.5	3.5		T 100	100	T → Q	250	250								15	4	11	(20	Q 18	23	T → Q	39	41		
							15	4	11		T 40	40	T → Q	90	90								15	4	11	(20	Q 18	23	T → Q	39	41		
MC 14029 BAL	Mot	16-dil-4	M	-0.5	+18	500	5	1.5	3.5	5n	Q 100	100	T → Q	200	200	4029 BPC	Fch	16-dil-1	I	-0.5	+18	400	5	1.5	3.5	(20	Q 65	60	T → Q	150	150		
							10	3	7	10n	Q 50	50	T → Q	100	100								10	3	7	(40	Q 25	31	T → Q	59	62		
							15	4	11	15n	Q 40	40	T → Q	90	90								15	4	11	(80	Q 18	23	T → Q	39	41		
MC 14029 BCL	Mot	16-dil-4	I	-0.5	+18	500	5	1.5	3.5	5n	Q 100	100	T → Q	200	200	4029 DIE1	Sgs	chip	I	-0.5	+18	200	5	1.5	3.5	40n	Q 100	100	T → Q	250	250		
							10	3	7	10n	Q 50	50	T → Q	100	100								10	3	7	40n	Q 50	50	T → Q	120	120		
							15	4	11	15n	Q 40	40	T → Q	90	90								15	4	11	40n	Q 40	40	T → Q	90	90		

4029			Range Data			Identification Data						4030	Quad Exclusive-OR Gate													
Type	Man	B Sec. 3 Pins- Art-Nr.	T _U	U _{dd}		P _{tot} max	U _{dd}	U _{IL} *U _{NL}		U _{IH} *U _{NH}										I _{dd} typ	t _{TR} n _s typ			t _{PD} n _s typ		
				V min	V max			mW	V	V max	V min										μA	Pin	↓	↑	Pin → Pin	↓
μPD4029BC	Nec	16-dil-2	I	-0.5	+20	200	5	1.5	3.5	5n	Q	100	100	T→Q	200	200										
							10	3	7	10n	Q	50	50	T→Q	100	100										
							15	4	11	15n	Q	40	40	T→Q	80	80										
μPD4029BG	Nec	16-mic-1	I	-0.5	+20	200	5	1.5	3.5	5n	Q	100	100	T→Q	200	200										
							10	3	7	10n	Q	50	50	T→Q	100	100										
							15	4	11	15n	Q	40	40	T→Q	80	80										



Inputs		Outp.
A	B	Q
L	L	L
L	H	H
H	L	H
H	H	L

4030			Range Data			Identification Data													
Type	Man	B Sec. 3 Pins- Art-Nr.	T _U	U _{dd}		P _{tot} max	U _{dd}	U _{IL} *U _{NL}		U _{IH} *U _{NH}		I _{dd} typ	t _{TR} n _s typ			t _{PD} n _s typ			
				V min	V max			mW	V	V max	V min		μA	Pin	↓	↑	Pin → Pin	↓	↑
BU 4030 BP	Toy		I	-0.5	+20	200	5	1.5	3.5		Q	100	100	E→Q	140	140			
							15	4	11		Q	40	40	E→Q	50	50			
CD 4030 AD	Rca	14-dil-5	M	-0.5	+15	200	5	*1.5	*1.5	5n	Q	70	80	E→Q	100	100			
							10	*3	*3	10n	Q	25	30	E→Q	40	40			
CD 4030 AE	Rca	14-dil-1	I	-0.5	+15	200	5	*1.5	*1.5	50n	Q	70	80	E→Q	100	100			
							10	*3	*3	100n	Q	25	30	E→Q	40	40			

4030				Range Data			Identification Data						4030				Range Data			Identification Data														
Type	Man	B Sec. 3 Pins- Art-Nr.	TU	U _{dd}		P _{tot} max mW	U _{dd}	U _{IL}	U _{IH}	I _{dd} typ μA	I _{TR} n _{styp}		I _{PD} n _{styp}		Type	Man	B Sec. 3 Pins- Art-Nr.	TU	U _{dd}		P _{tot} max mW	U _{dd}	U _{IL}	U _{IH}	I _{dd} typ μA	I _{TR} n _{styp}		I _{PD} n _{styp}						
				V min	V max			V max	V min		Pin	↓	↑	Pin → Pin					↓	↑			V min	V max		V max	V min	Pin	↓	↑	Pin → Pin	↓	↑	
CD 4030 AF	Rca	14-dil-4	M	-0.5	+15	200	5	*1.5 *3	*1.5 *3	5n 10n	Q Q	70 25	80 30	E→Q E→Q	100 40	100 40	HCC 4030 BD	Sgs	14-dil-5	M	-0.5	+20	200	5	1.5 10	3.5 3	7 7	20n 20n	Q Q	100 50	100 50	E→Q E→Q	140 65	140 65
CD 4030 AH	Rca	chip	M	-0.5	+15	10	5	*1.5 *3	*1.5 *3	5n 10n	Q Q	70 25	80 30	E→Q E→Q	100 40	100 40	HCC 4030 BF	Sgs	14-dil-4	M	-0.5	+20	200	5	1.5 10	3.5 3	7 7	20n 20n	Q Q	100 50	100 50	E→Q E→Q	140 65	140 65
CD 4030 AK	Rca	14-flat-1	M	-0.5	+15	200	5	*1.5 *3	*1.5 *3	5n 10n	Q Q	70 25	80 30	E→Q E→Q	100 40	100 40	HCC 4030 BK	Sgs	14-flat-1	M	-0.5	+20	200	5	1.5 10	3.5 3	7 7	20n 20n	Q Q	100 50	100 50	E→Q E→Q	140 65	140 65
CD 4030 BD	Rca	14-dil-5	M	-0.5	+20	200	5	1.5 10	3.5 7	20n 20n	Q Q	100 50	100 50	E→Q E→Q	140 65	140 65	HCF 4030 BE	Sgs	14-dil-1	I	-0.5	+18	200	5	1.5 10	3.5 3	7 7	20n 20n	Q Q	100 50	100 50	E→Q E→Q	140 65	140 65
CD 4030 BE	Rca	14-dil-1	I	-0.5	+20	200	5	1.5 10	3.5 7	20n 20n	Q Q	100 50	100 50	E→Q E→Q	140 65	140 65	HCF 4030 BF	Sgs	14-dil-4	I	-0.5	+18	200	5	1.5 10	3.5 3	7 7	20n 20n	Q Q	100 50	100 50	E→Q E→Q	140 65	140 65
CD 4030 BF	Rca	14-dil-4	M	-0.5	+20	200	5	1.5 10	3.5 7	20n 20n	Q Q	100 50	100 50	E→Q E→Q	140 65	140 65	HCF 4030 BM	Sgs	14-mic-1	I	-0.5	+18	200	5	1.5 10	3.5 3	7 7	20n 20n	Q Q	100 50	100 50	E→Q E→Q	140 65	140 65
CD 4030 BH	Rca	chip	M	-0.5	+20	15	5	1.5 10	3.5 7	20n 20n	Q Q	100 50	100 50	E→Q E→Q	140 65	140 65	HEF 4030 B	Sig		I	-0.5	+20	200	5	1.5 15	3.5 4	7 11	20n 20n	Q Q	100 40	100 40	E→Q E→Q	140 50	140 50
CD 4030 BK	Rca	14-flat-1	M	-0.5	+20	200	5	1.5 10	3.5 7	20n 20n	Q Q	100 50	100 50	E→Q E→Q	140 65	140 65	HEF 4030 BD	Val	14-dil-4	I	-0.5	+18	500	5	1.5 10	3.5 3	7 7	(1 2 4)	Q Q Q	60 30 20	60 30 20	E→Q E→Q E→Q	140 85 30	140 75 25
CD 4030 CJ	Nsc	14-dil-4	I	+3	+15	500	5	*1.5 *3	*1.5 *3	0.05 0,1	Q Q	70 25	80 30	E→Q E→Q	100 40	100 40	HEF 4030 BP	Val	14-dil-1	I	-0.5	+18	500	5	1.5 10	3.5 3	7 7	(1 2 4)	Q Q Q	60 30 20	60 30 20	E→Q E→Q E→Q	140 85 30	140 75 25
CD 4030 CN	Nsc	14-dil-1	I	+3	+15	700	5	*1.5 *3	*1.5 *3	0.05 0,1	Q Q	70 25	80 30	E→Q E→Q	100 40	100 40	HEF 4030 BT	Val	14-mic-1	I	-0.5	+18	400	5	1.5 10	3.5 3	7 7	(1 2 4)	Q Q Q	60 30 20	60 30 20	E→Q E→Q E→Q	140 85 30	140 75 25
CD 4030 MD	Nsc	14-dil-5	M	+3	+15	500	5	*1.5 *3	*1.5 *3	5n 10n	Q Q	70 25	80 30	E→Q E→Q	100 40	100 40	M 4030 BP	Mit		I	-0.5	+20	200	5	1.5 15	3.5 4	7 11	20n 20n	Q Q	100 40	100 40	E→Q E→Q	140 50	140 50
CD 4030 MJ	Nsc	14-dil-4	M	+3	+15	700	5	*1.5 *3	*1.5 *3	5n 10n	Q Q	70 25	80 30	E→Q E→Q	100 40	100 40	MN 4030 B	Mat		I	-0.5	+20	200	5	1.5 15	3.5 4	7 11	20n 20n	Q Q	100 40	100 40	E→Q E→Q	140 50	140 50
CD 4030 MW	Nsc	14-flat-1	M	+3	+15	700	5	*1.5 *3	*1.5 *3	5n 10n	Q Q	70 25	80 30	E→Q E→Q	100 40	100 40																		

4030			Range Data			Identification Data							4030			Range Data			Identification Data												
Type	Man	B Sec. 3 Pins- Art-Nr.	TU	U _{dd}	P _{tot} max	U _{dd}	U _{IL}	U _{IH}	I _{dd}	t _{TR}	t _{PD}	Type	Man	B Sec. 3 Pins- Art-Nr.	TU	U _{dd}	P _{tot} max	U _{dd}	U _{IL}	U _{IH}	I _{dd}	t _{TR}	t _{PD}								
				V min	V max	mW	V	V max	V min	μA	Pin ↓					↑	Pin → Pin	↓	↑	V min	V max	mW	V	V max	V min	μA	Pin ↓	↑	Pin → Pin	↓	↑
MSM 4030 B	OkI		I	-0,5 +20	200	5 15	1,5 4	3,5 11		Q Q	100 40	100 40	E→Q E→Q	140 50	140 50	μPD 4030 BC	Nec	14-dil-1	I	-0,5 +20	200	5 10 15	1,5 3 4	3,5 7 11	5n 10n 15n	Q Q Q	100 50 40	100 50 40	E→Q E→Q E→Q	140 65 50	140 65 50
NJU 4030 B	Njr		I	-0,5 +20	200	5 15	1,5 4	3,5 11		Q Q	100 40	100 40	E→Q E→Q	140 50	140 50	μPD 4030 BG	Nec	14-mic-3	I	-0,5 +20	200	5 10 15	1,5 3 4	3,5 7 11	5n 10n 15n	Q Q Q	100 50 40	100 50 40	E→Q E→Q E→Q	140 65 50	140 65 50
SCL 4030 B	Spr		I	-0,5 +20	200	5 15	1,5 4	3,5 11		Q Q	100 40	100 40	E→Q E→Q	140 50	140 50																
TC 4030 BF	Tos	14-mic-3	I	-0,5 +20	180	5 10 15	1,5 3 4	3,5 7 11	1n 1n 2n	Q Q Q	100 50 40	130 65 50	E→Q E→Q E→Q	200 80 60	200 80 60																
TC 4030 BP	Tos	14-dil-2	I	-0,5 +20	300	5 10 15	1,5 3 4	3,5 7 11	1n 1n 2n	Q Q Q	100 50 40	130 65 50	E→Q E→Q E→Q	200 80 60	200 80 60																
V 4030 D	Mkm	14-dil-1	I	-0,5 +18	300	5 10 15	1,5 3 4	3,5 7 11	7,5 15 30	Q Q Q	(200 (100 (80	(200 (100 (80	E→Q E→Q E→Q	(220 (100 (75	(220 (100 (75																
4030 BDC	Fch	14-dil-4	I	-0,5 +18	400	5 10 15	1,5 3 4	3,5 7 11	(1 (2 (4	Q Q Q	50 23 17	50 23 17	E→Q E→Q E→Q	85 45 27	85 45 27																
4030 BDM	Fch	14-dil-4	M	-0,5 +18	400	5 10 15	1,5 3 4	3,5 7 11	(0,25 (0,5 (1	Q Q Q	50 23 17	50 23 17	E→Q E→Q E→Q	85 45 27	85 45 27																
4030 BFC	Fch	14-flat-2	I	-0,5 +18	400	5 10 15	1,5 3 4	3,5 7 11	(1 (2 (4	Q Q Q	50 23 17	50 23 17	E→Q E→Q E→Q	85 45 27	85 45 27																
4030 BFM	Fch	14-flat-2	M	-0,5 +18	400	5 10 15	1,5 3 4	3,5 7 11	(0,25 (0,5 (1	Q Q Q	50 23 17	50 23 17	E→Q E→Q E→Q	85 45 27	85 45 27																
4030 BPC	Fch	14-dil-1	I	-0,5 +18	400	5 10 15	1,5 3 4	3,5 7 11	(1 (2 (4	Q Q Q	50 23 17	50 23 17	E→Q E→Q E→Q	85 45 27	85 45 27																
4030 DIE1	Sgs	chip	I	-0,5 +18	200	5 10 15	1,5 3 4	3,5 7 11	20n 20n 20n	Q Q Q	100 50 40	100 50 40	E→Q E→Q E→Q	140 65 50	140 65 50																

4031		64-Bit Static Shift Register						4031			Range Data			Identification Data												
Type	Man	B Sec. 3 Pins- Art-Nr.	T _U	U _{dd}		P _{tot} max mW	U _{dd}	U _{IL} *U _{NL}	U _{IH} *U _{NH}	I _{dd} typ μA	t _{TR} n _s typ		t _{PD} n _s typ													
				V min	V max						V	V max	V min	μA	Pin ↓	↑	Pin ↓	↑								
<table border="1"> <thead> <tr> <th>D2</th> <th>MC</th> <th>Function</th> </tr> </thead> <tbody> <tr> <td>X</td> <td>L</td> <td>shift</td> </tr> <tr> <td>H</td> <td>H</td> <td>stage 1 = H</td> </tr> <tr> <td>L</td> <td>H</td> <td>stage 1 = L</td> </tr> </tbody> </table>		D2	MC	Function	X	L	shift	H	H	stage 1 = H	L	H	stage 1 = L	<p>MC = Mode control, TD = Delayed clock</p>												
D2	MC	Function																								
X	L	shift																								
H	H	stage 1 = H																								
L	H	stage 1 = L																								
4031			Range Data			Identification Data																				
Type	Man	B Sec. 3 Pins- Art-Nr.	T _U	U _{dd}		P _{tot} max mW	U _{dd}	U _{IL} *U _{NL}	U _{IH} *U _{NH}	I _{dd} typ μA	t _{TR} n _s typ		t _{PD} n _s typ													
				V min	V max						V	V max	V min	μA	Pin ↓	↑	Pin ↓	↑								
CD 4031 AD	Rca	16-dil-5	M	-0,5	+15	200	5	*1,5 *3	*1,5 *3	0,5	Q	75	75	T-Q	400	400										
CD 4031 AE	Rca	16-dil-1	I	-0,5	+15	200	5	*1,5 *3	*1,5 *3	1	Q	75	75	T-Q	400	400										
CD 4031 AF	Rca	16-dil-4	M	-0,5	+15	200	5	*1,5 *3	*1,5 *3	0,5	Q	75	75	T-Q	400	400										
CD 4031 AH	Rca	chip	M	-0,5	+15		5	*1,5 *3	*1,5 *3	0,5	Q	75	75	T-Q	400	400										
CD 4031 AK	Rca	16-flat-1	M	-0,5	+15	200	5	*1,5 *3	*1,5 *3	0,5	Q	75	75	T-Q	400	400										
CD 4031 BCJ	Nsc	16-dil-4	I	-0,5	+18	500	5	1,5 3	3,5 7	0,01	Q	100	100	T-Q	300	300										
CD 4031 BCN	Nsc	16-dil-1	I	-0,5	+18	500	5	1,5 3	3,5 7	0,01	Q	100	100	T-Q	300	300										
CD 4031 BD	Rca	16-dil-5	M	-0,5	+20	200	5	1,5 3	3,5 7	40n	Q	50	100	T-Q	190	250										
CD 4031 BE	Rca	16-dil-1	I	-0,5	+20	200	5	1,5 3	3,5 7	40n	Q	50	100	T-Q	190	250										
CD 4031 BF	Rca	16-dil-4	M	-0,5	+20	200	5	1,5 3	3,5 7	40n	Q	50	100	T-Q	190	250										
CD 4031 BH	Rca	chip	M	-0,5	+20		5	1,5 3	3,5 7	40n	Q	50	100	T-Q	190	250										
CD 4031 BK	Rca	16-flat-1	M	-0,5	+20	200	5	1,5 3	3,5 7	40n	Q	50	100	T-Q	190	250										
CD 4031 BMD	Nsc	16-dil-5	M	-0,5	+18	500	5	1,5 3	3,5 7	0,01	Q	100	100	T-Q	300	300										
CD 4031 BMJ	Nsc	16-dil-4	M	-0,5	+18	700	5	1,5 3	3,5 7	0,01	Q	100	100	T-Q	300	300										
CD 4031 BMW	Nsc	16-flat-1	M	-0,5	+18	700	5	1,5 3	3,5 7	0,01	Q	100	100	T-Q	300	300										

4031			Range Data				Identification Data							4031			Range Data				Identification Data																
Type	Man	B Sec. 3 Pins-Art-Nr.	T _U	U _{dd}		P _{tot} max	U _{dd}	U _{IL}	U _{JH}	I _{dd} typ	t _{TR} n _{styp}			t _{PD} n _{styp}			Type	Man	B Sec. 3 Pins-Art-Nr.	T _U	U _{dd}		P _{tot} max	U _{dd}	U _{IL}	U _{JH}	I _{dd} typ	t _{TR} n _{styp}			t _{PD} n _{styp}						
				V min	V max						mW	V	V max	V min	μA	Pin					↓	↑						Pin	↓	↑	V min	V max	mW	V	V max	V min	μA
HCC 4031 BD	Sgs	16-dil-5	M	-0.5	+20	200	5 10 15	1.5 3 4	3.5 7 11	40n 40n 40n	Q	50	100	T-Q	190	250	4031 BFC	Fch	16-flat-1	I	-0.5	+18	400	5 10 15	1.5 3 4	3.5 7 11	(20 40 80)	Q	65	65	T-Q	120	120	60	60	40	40
HCC 4031 BF	Sgs	16-dil-4	M	-0.5	+20	200	5 10 15	1.5 3 4	3.5 7 11	40n 40n 40n	Q	50	100	T-Q	190	250	4031 BFM	Fch	16-flat-1	M	-0.5	+18	400	5 10 15	1.5 3 4	3.5 7 11	(5 10 20)	Q	65	65	T-Q	120	120	60	60	40	40
HCC 4031 BK	Sgs	16-flat-1	M	-0.5	+20	200	5 10 15	1.5 3 4	3.5 7 11	40n 40n 40n	Q	50	100	T-Q	190	250	4031 BPC	Fch	16-dil-1	I	-0.5	+18	400	5 10 15	1.5 3 4	3.5 7 11	(20 40 80)	Q	65	65	T-Q	120	120	60	60	40	40
HCF 4031 BE	Sgs	16-dil-1	I	-0.5	+18	200	5 10 15	1.5 3 4	3.5 7 11	40n 40n 40n	Q	50	100	T-Q	190	250	4031 DIE1	Sgs	chip	I	-0.5	+18	200	5 10 15	1.5 3 4	3.5 7 11	40n 40n 40n	Q	50	100	T-Q	190	250	80	110	65	90
HCF 4031 BF	Sgs	16-dil-4	I	-0.5	+18	200	5 10 15	1.5 3 4	3.5 7 11	40n 40n 40n	Q	50	100	T-Q	190	250																					
HEF 4031 B	Sig		I	-0.5	+20	200	5 15	1.5 4	3.5 11		Q	100	100	T-Q	190	190																					
HEF 4031 BD	Val	16-dil-4	I	-0.5	+18	500	5 10 15	1.5 3 4	3.5 7 11	(20 40 80)	Q	60	60	T-Q	190	190																					
HEF 4031 BP	Val	16-dil-1	I	-0.5	+18	500	5 10 15	1.5 3 4	3.5 7 11	(20 40 80)	Q	60	60	T-Q	190	190																					
HEF 4031 BT	Val	16-mic-1	I	-0.5	+18	400	5 10 15	1.5 3 4	3.5 7 11	(20 40 80)	Q	60	60	T-Q	190	190																					
MN 4031 B	Mat		I	-0.5	+20	200	5 15	1.5 4	3.5 11		Q	100	100	T-Q	190	190																					
4031 BDC	Fch	16-dil-4	I	-0.5	+18	400	5 10 15	1.5 3 4	3.5 7 11	(20 40 80)	Q	65	65	T-Q	120	120																					
4031 BDM	Fch	16-dil-4	M	-0.5	+18	400	5 10 15	1.5 3 4	3.5 7 11	(5 10 20)	Q	65	65	T-Q	120	120																					

4032		Triple Serial Adder							4032			Range Data			Identification Data							
Type	Man	B Sec. 3 Pins- Art-Nr.	T _U	U _{dd}		P _{tot} max	U _{dd}	U _{IL} *U _{NL}		U _{IH} *U _{NH}		I _{dd} typ	t _{TR} n _{styp}		t _{pd} n _{styp}							
				V min	V max			mW	V	V max	V min		V min	V max	μA	Pin	↓	↑	Pin → Pin	↓	↑	
CD 4032 AH	Rca	chip	M	-0.5	+15		5 10	*1.5 *3	*1.5 *3	0.3 0.5	Q	125 50	125 50	A/B → S A/B → S	400 125	400 125						
CD 4032 AK	Rca	16-flat-1	M	-0.5	+15	200	5 10	*1.5 *3	*1.5 *3	0.3 0.5	Q	125 50	125 50	A/B → S A/B → S	400 125	400 125						
CD 4032 BD	Rca	16-dil-5	M	-0.5	+20	200	5 10 15	1.5 3 4	3.5 7 11	40n 40n 40n	Q	100 50 40	100 50 40	T → S T → S T → S	325 175 150	325 175 150						
CD 4032 BE	Rca	16-dil-1	I	-0.5	+20	200	5 10 15	1.5 3 4	3.5 7 11	40n 40n 40n	Q	100 50 40	100 50 40	T → S T → S T → S	325 175 150	325 175 150						
CD 4032 BF	Rca	16-dil-4	M	-0.5	+20	200	5 10 15	1.5 3 4	3.5 7 11	40n 40n 40n	Q	100 50 40	100 50 40	T → S T → S T → S	325 175 150	325 175 150						
CD 4032 BH	Rca	chip	M	-0.5	+20		5 10 15	1.5 3 4	3.5 7 11	40n 40n 40n	Q	100 50 40	100 50 40	T → S T → S T → S	325 175 150	325 175 150						
CD 4032 BK	Rca	16-flat-1	M	-0.5	+20	200	5 10 15	1.5 3 4	3.5 7 11	40n 40n 40n	Q	100 50 40	100 50 40	T → S T → S T → S	325 175 150	325 175 150						
HCC 4032 BD	Sgs	16-dil-5	M	-0.5	+20	200	5 10 15	1.5 3 4	3.5 7 11	40n 40n 40n	Q	100 50 40	400 50 40	T → S T → S T → S	325 175 150	325 175 150						
HCC 4032 BF	Sgs	16-dil-4	M	-0.5	+20	200	5 10 15	1.5 3 4	3.5 7 11	40n 40n 40n	Q	100 50 40	100 50 40	T → S T → S T → S	325 175 150	325 175 150						
HCC 4032 BK	Sgs	16-flat-1	M	-0.5	+20	200	5 10 15	1.5 3 4	3.5 7 11	40n 40n 40n	Q	100 50 40	100 50 40	T → S T → S T → S	325 175 150	325 175 150						
HCF 4032 BE	Sgs	16-dil-1	I	-0.5	+18	200	5 10 15	1.5 3 4	3.5 7 11	40n 40n 40n	Q	100 50 40	100 50 40	T → S T → S T → S	325 175 150	325 175 150						
HCF 4032 BF	Sgs	16-dil-4	I	-0.5	+18	200	5 10 15	1.5 3 4	3.5 7 11	40n 40n 40n	Q	100 50 40	100 50 40	T → S T → S T → S	325 175 150	325 175 150						

T	CR	Function
J	H	carry reset
J	L	sum + carry
H	X	-
L	X	-

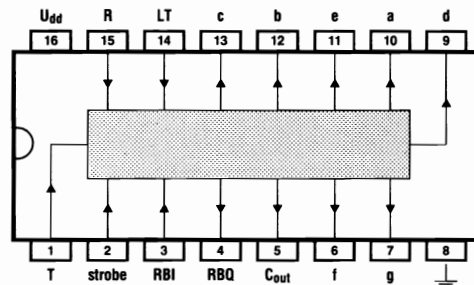
CR = Carry reset

4032		Range Data			Identification Data													
Type	Man	B Sec. 3 Pins- Art-Nr.	T _U	U _{dd}		P _{tot} max	U _{dd}	U _{IL} *U _{NL}		U _{IH} *U _{NH}		I _{dd} typ	t _{TR} n _{styp}		t _{pd} n _{styp}			
				V min	V max			mW	V	V max	V min		V min	V max	μA	Pin	↓	↑
CD 4032 AD	Rca	16-dil-5	M	-0.5	+15	200	5 10	*1.5 *3	*1.5 *3	0.3 0.5	Q	125 50	125 50	A/B → S A/B → S	400 125	400 125		
CD 4032 AE	Rca	16-dil-1	I	-0.5	+15	200	5 10	*1.5 *3	*1.5 *3	0.5 1	Q	125 50	125 50	A/B → S A/B → S	400 125	400 125		
CD 4032 AF	Rca	16-dil-4	M	-0.5	+15	200	5 10	*1.5 *3	*1.5 *3	0.3 0.5	Q	125 50	125 50	A/B → S A/B → S	400 125	400 125		

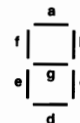
4032			Range Data			Identification Data												
Type	Man	B Sec. 3 Pins-Art-Nr.	TU	U _{dd}		P _{tot} max	U _{dd}	U _{IL} U _{NL}		U _{IH} U _{NH}		I _{dd} typ	t _{TR} nstyp			t _{PD} nstyp		
				V min	V max			V	V max	V min	μA		Pin	↓	↑	Pin	↓	↑
HD 14032 B	Hit		I	-0.5	+20	200	5	1.5	3.5			Q	100	100	A/B → Q	280	280	
							15	4	11			Q	40	40	A/B → Q	90	90	
MC 14032 BAL	Mot	16-dil-4	M	-0.5	+18	500	5	1.5	3.5	5n	Q	100	100	A/B → S	280	280		
							10	3	7	10n	Q	50	50	A/B → S	120	120		
							15	4	11	15n	Q	40	40	A/B → S	90	90		
MC 14032 BCL	Mot	16-dil-4	I	-0.5	+18	500	5	1.5	3.5	5n	Q	100	100	A/B → S	280	280		
							10	3	7	10n	Q	50	50	A/B → S	120	120		
							15	4	11	15n	Q	40	40	A/B → S	90	90		
MC 14032 BCP	Mot	16-dil-1	I	-0.5	+18	500	5	1.5	3.5	5n	Q	100	100	A/B → S	280	280		
							10	3	7	10n	Q	50	50	A/B → S	120	120		
							15	4	11	15n	Q	40	40	A/B → S	90	90		
TC 4032 BP	Tos	16-dil-2	I	-0.5	+20	300	5	1.5	3.5	5n	Q	80	80	T → Q	240	240		
							10	3	7	10n	Q	50	50	T → Q	95	95		
							15	4	11	15n	Q	40	40	T → Q	70	70		
4032 DIE1	Sgs	chip	I	-0.5	+18	200	5	1.5	3.5	40n	Q	100	100	T → S	325	325		
							10	3	7	40n	Q	50	50	T → S	175	175		
							15	4	11	40n	Q	40	40	T → S	150	150		

4033

Decade Counter/7 Segment Decoder, Ripple Blanking



R	strobe	LT	T	Function
H	X	X	X	reset
L	H	L	J	count
L	H	H	X	lamp test

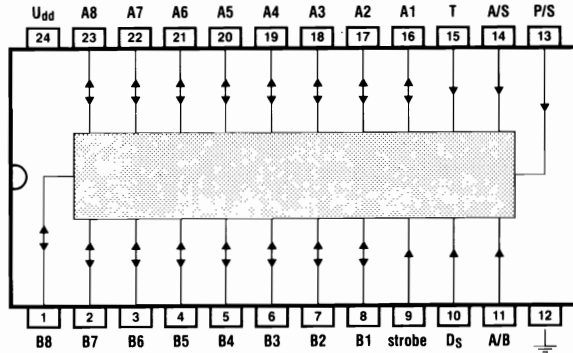


4033			Range Data			Identification Data												
Type	Man	B Sec. 3 Pins-Art-Nr.	TU	U _{dd}		P _{tot} max	U _{dd}	U _{IL} U _{NL}		U _{IH} U _{NH}		I _{dd} typ	t _{TR} nstyp			t _{PD} nstyp		
				V min	V max			V	V max	V min	μA		Pin	↓	↑	Pin	↓	↑
CD 4033 AD	Rca	16-dil-5	M	-0.5	+15	200	5	1.5	1.5	0.3	QC	100	100	T → QC	350	350		
							10	*3	*3	0.5	QC	50	50	T → QC	125	125		
CD 4033 AE	Rca	16-dil-1	I	-0.5	+15	200	5	1.5	1.5	0.5	QC	100	100	T → QC	350	350		
							10	*3	*3	1	QC	50	50	T → QC	125	125		

4033				Range Data			Identification Data							4033				Range Data			Identification Data																
Type	Man	B Sec. 3 Pins- Art-Nr.	TU	U _{dd}		P _{tot} max	U _{dd}	U _{IL}	U _{IH}	I _{dd}	t _{TR}		t _{PD}		Type	Man	B Sec. 3 Pins- Art-Nr.	TU	U _{dd}		P _{tot} max	U _{dd}	U _{IL}	U _{IH}	I _{dd}	t _{TR}		t _{PD}									
				V	V	mW		V	V	V	μA	Pin	↓	↑					Pin	↓	↑		V	V	mW	V	V	mW	V	V	μA	Pin	↓	↑	Pin	↓	↑
				min	max			max	min														min	max		min	max		min	max		min	max				
CD 4033 AF	Rca	16-dil-4	M	-0.5	+15	200	5	*1,5	*1,5	0,3	QC	100	100	T→QC	350	350	HCF 4033 BF	Sgs	16-dil-4	I	-0.5	+18	200	5	1,5	3,5	40n	QC	100	100	T→Q	350	350				
						10	*3	*3	0,5	QC	50	50	T→QC	125	125															10	3	7	40n	QC	50	50	T→Q
CD 4033 AH	Rca	chip	M	-0.5	+15		5	*1,5	*1,5	0,3	QC	100	100	T→QC	350	350	SCL 4033 A	Spr		I	-0.5	+20	200	5	1,5	3,5											
						10	*3	*3	0,5	QC	50	50	T→QC	125	125															5	4	11					
CD 4033 AK	Rca	16-flat-1	M	-0.5	+15	200	5	*1,5	*1,5	0,3	QC	100	100	T→QC	350	350	4033 DIE1	Sgs	chip	I	-0.5	+18	200	5	1,5	3,5	40n	QC	100	100	T→Q	350	350				
						10	*3	*3	0,5	QC	50	50	T→QC	125	125															10	3	7	40n	QC	50	50	T→Q
CD 4033 BD	Rca	16-dil-5	M	-0.5	+20	200	5	1,5	3,5	40n	QC	100	100	T→Q	350	350								10	3	7	40n	QC	50	50	T→Q	125	125				
							10	4	11	40n	QC	25	25	T→Q	90	90							15	4	11	40n	QC	25	25	T→Q	90	90					
CD 4033 BE	Rca	16-dil-1	I	-0.5	+20	200	5	1,5	3,5	40n	QC	100	100	T→Q	350	350								10	3	7	40n	QC	50	50	T→Q	125	125				
							15	4	11	40n	QC	25	25	T→Q	90	90								15	4	11	40n	QC	25	25	T→Q	90	90				
CD 4033 BF	Rca	16-dil-4	M	-0.5	+20	200	5	1,5	3,5	40n	QC	100	100	T→Q	350	350								10	3	7	40n	QC	50	50	T→Q	125	125				
							15	4	11	40n	QC	25	25	T→Q	90	90								15	4	11	40n	QC	25	25	T→Q	90	90				
CD 4033 BH	Rca	chip	M	-0.5	+20		5	1,5	3,5	40n	QC	100	100	T→Q	350	350								10	3	7	40n	QC	50	50	T→Q	125	125				
							15	4	11	40n	QC	25	25	T→Q	90	90								15	4	11	40n	QC	25	25	T→Q	90	90				
CD 4033 BK	Rca	16-flat-1	M	-0.5	+20	200	5	1,5	3,5	40n	QC	100	100	T→Q	350	350								10	3	7	40n	QC	50	50	T→Q	125	125				
							15	4	11	40n	QC	25	25	T→Q	90	90								15	4	11	40n	QC	25	25	T→Q	90	90				
HCC 4033 BD	Sgs	16-dil-5	M	-0.5	+20	200	5	1,5	3,5	40n	QC	100	100	T→Q	350	350								10	3	7	40n	QC	50	50	T→Q	125	125				
							15	4	11	40n	QC	25	25	T→Q	90	90								15	4	11	40n	QC	25	25	T→Q	90	90				
HCC 4033 BF	Sgs	16-dil-4	M	-0.5	+20	200	5	1,5	3,5	40n	QC	100	100	T→Q	350	350								10	3	7	40n	QC	50	50	T→Q	125	125				
							15	4	11	40n	QC	25	25	T→Q	90	90								15	4	11	40n	QC	25	25	T→Q	90	90				
HCC 4033 BK	Sgs	16-flat-1	M	-0.5	+20	200	5	1,5	3,5	40n	QC	100	100	T→Q	350	350								10	3	7	40n	QC	50	50	T→Q	125	125				
							15	4	11	40n	QC	25	25	T→Q	90	90								15	4	11	40n	QC	25	25	T→Q	90	90				
HCF 4033 BE	Sgs	16-dil-1	I	-0.5	+18	200	5	1,5	3,5	40n	QC	100	100	T→Q	350	350								10	3	7	40n	QC	50	50	T→Q	125	125				
							15	4	11	40n	QC	25	25	T→Q	90	90								15	4	11	40n	QC	25	25	T→Q	90	90				

4034

8-Bit Universal Bus Register



strobe	P/S	A/B	A/S	Input	Output
L	L	L	X	DS	-
L	L	H	X	DS	-
L	H	L	L	B syn	-
L	H	L	H	B	-
L	H	H	L	-	B
L	H	H	H	-	B
H	L	L	X	DS	A
H	L	H	X	DS	B
H	H	L	L	B syn	A
H	H	L	H	B	A
H	H	H	L	A syn	B
H	H	H	H	A	B

syn = synchronous (otherwise asynchronous)

4034

Range Data

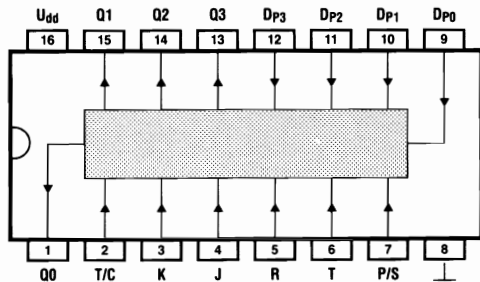
Identification Data

Type	Man	B Sec. 3 Pins- Art-Nr.	T _U	U _{dd}		P _{tot} max mW	U _{dd} V	U _{IH}		I _{dd} typ μA	t _{TR} ns _{typ}		t _{PD} ns _{typ}			
				V _{min}	V _{max}			*U _{NL}	*U _{NH}		↓	↑	Pin → Pin	↓	↑	
				V	V	V	V	μA	Pin	↓	↑	Pin	↓	↑		
CD4034 AD	Rca	24-dil-5	M	-0.5	+15	200	5 10	*1.5 *3	*1.5 *3	0.3 0.5	Q Q	250 100	250 100	A → B A → B	600 240	600 240
CD4034 AE	Rca	24-dil-1	I	-0.5	+15	200	5 10	*1.5 *3	*1.5 *3	0.5 1	Q Q	250 100	250 100	A → B A → B	600 240	600 240
CD4034 AF	Rca	24-dil-4	M	-0.5	+15	200	5 10	*1.5 *3	*1.5 *3	0.3 0.5	Q Q	250 100	250 100	A → B A → B	600 240	600 240
CD4034 AH	Rca	chip	M	-0.5	+15	200	5 10	*1.5 *3	*1.5 *3	0.3 0.5	Q Q	250 100	250 100	A → B A → B	600 240	600 240
CD4034 AK	Rca	24-flat-1	M	-0.5	+15	200	5 10	*1.5 *3	*1.5 *3	0.3 0.5	Q Q	250 100	250 100	A → B A → B	600 240	600 240
CD4034 BCJ	Nsc	24-dil-4	I	-0.5	+18	500	5 10 15	1.5 3 7	3.5 7 11	(20 (40 (80)	Q Q Q	100 50 40	100 50 40	E → Q E → Q E → Q	280 120 85	280 120 85
CD4034 BCN	Nsc	24-dil-1	I	-0.5	+18	700	5 10 15	1.5 3 7	3.5 7 11	(20 (40 (80)	Q Q Q	100 50 40	100 50 40	E → Q E → Q E → Q	280 120 85	280 120 85
CD4034 BD	Rca	24-dil-5	M	-0.5	+20	200	5 10 15	1.5 3 7	3.5 7 11	40n 40n 40n	Q Q Q	100 50 40	100 50 40	A → B A → B A → B	350 120 85	350 120 85
CD4034 BE	Rca	24-dil-1	I	-0.5	+20	200	5 10 15	1.5 3 7	3.5 7 11	40n 40n 40n	Q Q Q	100 50 40	100 50 40	A → B A → B A → B	350 120 85	350 120 85
CD4034 BF	Rca	24-dil-4	M	-0.5	+20	200	5 10 15	1.5 3 7	3.5 7 11	40n 40n 40n	Q Q Q	100 50 40	100 50 40	A → B A → B A → B	350 120 85	350 120 85
CD4034 BH	Rca	chip	M	-0.5	+20	200	5 10 15	1.5 3 7	3.5 7 11	40n 40n 40n	Q Q Q	100 50 40	100 50 40	A → B A → B A → B	350 120 85	350 120 85
CD4034 BK	Rca	24-flat-1	M	-0.5	+20	200	5 10 15	1.5 3 7	3.5 7 11	40n 40n 40n	Q Q Q	100 50 40	100 50 40	A → B A → B A → B	350 120 85	350 120 85
CD4034 BMD	Nsc	24-dil-5	M	-0.5	+18	500	5 10 15	1.5 3 7	3.5 7 11	(5 (10 (20)	Q Q Q	100 50 40	100 50 40	E → Q E → Q E → Q	280 120 85	280 120 85

4034				Range Data			Identification Data						4034				Range Data			Identification Data													
Type	Man	B Sec. 3 Pins- Art.-Nr.	T _U	U _{dd}		P _{tot} max mW	U _{dd}	U _{IL}	U _{IH}	I _{dd} typ µA	t _{TR} n _{styp}			t _{pd} n _{styp}			Type	Man	B Sec. 3 Pins- Art.-Nr.	T _U	U _{dd}		P _{tot} max mW	U _{dd}	U _{IL}	U _{IH}	I _{dd} typ µA	t _{TR} n _{styp}			t _{pd} n _{styp}		
				V min	V max			V max	V min		Pin	↓	↑	Pin ↑ Pin	↓	↑					V min	V max			mW	V		V max	V min	Pin	↓	↑	Pin ↑ Pin
CD 4034 BMJ	Nsc	24-dil-4	M	-0.5	+18	700	5	1.5	3.5	(5	Q	100	100	E -Q	280	280	MSM 4034 B	Oki		I	-0.5	+20	200	5	1.5	3.5		Q	100	100	E -Q	350	350
							10	3	7	(10	Q	50	50	E -Q	120	120								15	4	11		Q	40	40	E -Q	85	85
							15	4	11	(20	Q	40	40	E -Q	85	85	SCL 4034 B	Spr		I	-0.5	+20	200	5	1.5	3.5		Q	100	100	E -Q	350	350
CD 4034 BMW	Nsc	24-flat-1	M	-0.5	+18		5	1.5	3.5	(5	Q	100	100	E -Q	280	280							15	4	11		Q	40	40	E -Q	85	85	
							10	3	7	(10	Q	50	50	E -Q	120	120	TC 4034 BP	Tos	24-dil-1	I	-0.5	+20	300	5	1.5	3.5	10n	Q	80	80	E -Q	260	260
							15	4	11	(20	Q	40	40	E -Q	85	85							10	3	7	20n	Q	50	50	E -Q	100	100	
HCC 4034 BD	Sgs	24-dil-5	M	-0.5	+20	200	5	1.5	3.5	40n	Q	100	100	A -B	350	350							15	4	11	30n	Q	40	40	E -Q	65	65	
							10	3	7	40n	Q	50	50	A -B	120	120	V 4034 D	Mkrm	24-dil-1	I	-0.5	+18	300	5	1.5	3.5	150	Q	(200	(200	T -A/B	(700	(700
							15	4	11	40n	Q	40	40	A -B	85	85							10	3	7	300	Q	(100	(100	T -A/B	(240	(240	
HCC 4034 BF	Sgs	24-dil-4	M	-0.5	+20	200	5	1.5	3.5	40n	Q	100	100	A -B	350	350							15	4	11	600	Q	(80	(80	T -A/B	(170	(170	
							10	3	7	40n	Q	50	50	A -B	120	120	4034 BDC	Fch	24-dil-4	I	-0.5	+18	400	5	1.5	3.5	(20	Q	85	85	E -Q	300	300
							15	4	11	40n	Q	40	40	A -B	85	85							10	3	7	(40	Q	45	45	E -Q	160	160	
HCC 4034 BK	Sgs	24-flat-1	M	-0.5	+20	200	5	1.5	3.5	40n	Q	100	100	A -B	350	350							15	4	11	(80	Q	30	30	E -Q	120	120	
							10	3	7	40n	Q	50	50	A -B	120	120	4034 BDM	Fch	24-dil-4	M	-0.5	+18	400	5	1.5	3.5	(5	Q	85	85	E -Q	300	300
							15	4	11	40n	Q	40	40	A -B	85	85							10	3	7	(10	Q	45	45	E -Q	160	160	
HCF 4034 BD	Sgs	24-dil-5	I	-0.5	+18	200	5	1.5	3.5	40n	Q	100	100	A -B	350	350							15	4	11	(20	Q	30	30	E -Q	120	120	
							10	3	7	40n	Q	50	50	A -B	120	120	4034 BFC	Fch	24-flat-1	I	-0.5	+18	400	5	1.5	3.5	(20	Q	85	85	E -Q	300	300
							15	4	11	40n	Q	40	40	A -B	85	85							10	3	7	(40	Q	45	45	E -Q	160	160	
HCF 4034 BE	Sgs	24-dil-1	I	-0.5	+18	200	5	1.5	3.5	40n	Q	100	100	A -B	350	350							15	4	11	(80	Q	30	30	E -Q	120	120	
							10	3	7	40n	Q	50	50	A -B	120	120	4034 BFM	Fch	24-flat-1	M	-0.5	+18	400	5	1.5	3.5	(5	Q	85	85	E -Q	300	300
							15	4	11	40n	Q	40	40	A -B	85	85							10	3	7	(10	Q	45	45	E -Q	160	160	
HCF 4034 BF	Sgs	24-dil-4	I	-0.5	+18	200	5	1.5	3.5	40n	Q	100	100	A -B	350	350							15	4	11	(20	Q	30	30	E -Q	120	120	
							10	3	7	40n	Q	50	50	A -B	120	120	4034 BPC	Fch	24-dil-1	I	-0.5	+18	400	5	1.5	3.5	(20	Q	85	85	E -Q	300	300
							15	4	11	40n	Q	40	40	A -B	85	85							10	3	7	(40	Q	45	45	E -Q	160	160	
HD 14034 B	Hit		I	-0.5	+20	200	5	1.5	3.5		Q	100	100	E -Q	350	350							15	4	11	(80	Q	30	30	E -Q	120	120	
							10	3	7		Q	40	40	E -Q	85	85	4034 DIE1	Sgs	chip	I	-0.5	+18	200	5	1.5	3.5	40n	Q	100	100	E -Q	350	350
MC 14034 BAL	Mot	24-dil-4	M	-0.5	+18	500	5	1.5	3.5	10n	Q	100	180	E -Q	525	525							15	4	11	40n	Q	50	50	E -Q	120	120	
							10	3	7	20n	Q	50	90	E -Q	205	205							10	3	7	40n	Q	40	40	E -Q	85	85	
							15	4	11	30n	Q	40	65	E -Q	145	145	µPD 4034 BC	Nec	24-dil-1	I	-0.5	+18	200	5	1.5	3.5	5n	Q	100	100	E -Q	505	525
MC 14034 BCL	Mot	24-dil-4	I	-0.5	+18	500	5	1.5	3.5	10n	Q	100	180	E -Q	525	525							10	3	7	10n	Q	50	50	E -Q	180	205	
							15	4	11	30n	Q	40	65	E -Q	145	145							15	4	11	15n	Q	40	40	E -Q	130	145	
MC 14034 BCP	Mot	24-dil-1	I	-0.5	+18	500	5	1.5	3.5	10n	Q	100	180	E -Q	525	525							10	3	7	20n	Q	50	90	E -Q	205	205	
							15	4	11	30n	Q	40	65	E -Q	145	145							15	4	11	30n	Q	40	65	E -Q	145	145	

4035

4-Bit Shift Register



T	J	K	R	P/S	T/C	Function
∩	L	L	L	L	L	Q0 = H
∩	L	L	L	L	H	Q0 = L
∩	L	H	L	L	L	Qn+1 = Q̄n
∩	L	H	L	L	H	Qn+1 = Qn
∩	H	L	L	L	L	Qn+1 = Qn
∩	H	L	L	L	H	Qn+1 = Q̄n
∩	H	H	L	L	L	Q0 = L
∩	H	H	L	L	H	Q0 = H
∩	X	X	X	H	L	Qn = Ēn
∩	X	X	X	H	H	Qn = En
X	X	X	H	X	L	Q0 = Q1 = Q2 = Q3 = H
X	X	X	H	X	H	Q0 = Q1 = Q2 = Q3 = L

P/S = Parallel/serial, T/C = True/complement

4035

Range Data

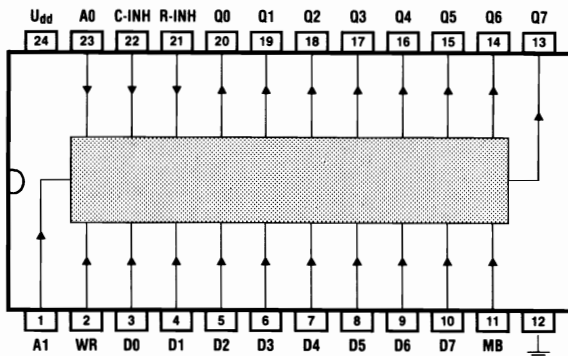
Identification Data

Type	Man	B Sec. 3 Pins- Art-Nr.	TU	U _{dd}		P _{tot} max	U _{dd}			I _{dd} typ	I _{TR}		I _{PD}			
				V _{min}	V _{max}		V	U _{UNL}	U _{UNH}		Pin	↑	Pin	↓	↑	
				mW	V	V _{max}	V _{min}	μA	↓	↑	Pin	↓	↑			
CD 4035 AD	Rca	16-dil-5	M	-0.5	+15	200	5	*1.5	*1.5	0.3	Q	100	100	T · Q	250	250
CD 4035 AE	Rca	16-dil-1	I	-0.5	+15	200	5	*1.5	*1.5	0.5	Q	100	100	T · Q	250	250
CD 4035 AF	Rca	16-dil-4	M	-0.5	+15	200	5	*1.5	*1.5	0.3	Q	100	100	T · Q	250	250
CD 4035 AH	Rca	chip	M	-0.5	+15		5	*1.5	*1.5	0.3	Q	100	100	T · Q	250	250
CD 4035 AK	Rca	16-flat-1	M	-0.5	+15	200	5	*1.5	*1.5	0.3	Q	100	100	T · Q	250	250
CD 4035 BCJ	Nsc	16-dil-4	I	-0.5	+18	500	5	1.5	3.5	0.5	Q	90	135	T · Q	250	250
CD 4035 BCN	Nsc	16-dil-1	I	-0.5	+18	500	5	1.5	3.5	0.5	Q	90	135	T · Q	250	250
CD 4035 BD	Rca	16-dil-5	M	-0.5	+20	200	5	1.5	3.5	40n	Q	100	100	T · Q	250	250
CD 4035 BE	Rca	16-dil-1	I	-0.5	+20	200	5	1.5	3.5	40n	Q	100	100	T · Q	250	250
CD 4035 BF	Rca	16-dil-4	M	-0.5	+20	200	5	1.5	3.5	40n	Q	100	100	T · Q	250	250
CD 4035 BH	Rca	chip	M	-0.5	+20		5	1.5	3.5	40n	Q	100	100	T · Q	250	250
CD 4035 BK	Rca	16-flat-1	M	-0.5	+20	200	5	1.5	3.5	40n	Q	100	100	T · Q	250	250
CD 4035 BMD	Nsc	16-dil-5	M	-0.5	+18	500	5	1.5	3.5	0.3	Q	90	135	T · Q	250	250

4035			Range Data			Identification Data							4035			Range Data			Identification Data														
Type	Man	B Sec. 3 Pins- Art-Nr.	TU	U _{dd}		P _{tot} max	U _{dd}	U _{IL}	U _{IH}	I _{dd} typ	t _{TR} n _{styp}			t _{pd} n _{styp}			Type	Man	B Sec. 3 Pins- Art-Nr.	TU	U _{dd}		P _{tot} max	U _{dd}	U _{IL}	U _{IH}	I _{dd} typ	t _{TR} n _{styp}			t _{pd} n _{styp}		
				V min	V max			mW	V		V max	V min	μA	Pin	↓	↑					Pin → Pin	↓			↑	V min		V max	mW	V	V max	V min	μA
CD 4035 BMJ	Nsc	16-dil-4	M	-0.5	+18	500	5 10 15	1.5 3 4	3.5 7 11	0.3 0.5 1	Q Q Q	90 50 40	135 70 60	T→Q T→Q T→Q	250 100 75	250 100 75	M 4035 BP	Mit		I	-0.5	+20	200	5 15	1.5 4	3.5 11		T T	100 40	100 40	T→Q T→Q	250 75	250 75
CD 4035 BMW	Nsc	16-flat-1	M	-0.5	+18		5 10 15	1.5 3 4	3.5 7 11	0.3 0.5 1	Q Q Q	90 50 40	135 70 60	T→Q T→Q T→Q	250 100 75	250 100 100	MB 84035 B	Fui		I	-0.5	+20	200	5 15	1.5 4	3.5 11		T T	100 40	100 40	T→Q T→Q	250 75	250 75
HCC 4035 BD	Sgs	16-dil-5	M	-0.5	+20	200	5 10 15	1.5 3 4	3.5 7 11	40n 40n 40n	Q Q Q	100 50 40	100 50 40	T→Q T→Q T→Q	250 100 75	250 100 100	MC 14035 BAL	Mot	16-dil-4	M	-0.5	+18	500	5 10 15	1.5 3 4	3.5 7 11	5n 10n 15n	Q Q Q	100 50 40	100 50 40	T→Q T→Q T→Q	300 130 95	300 130 95
HCC 4035 BF	Sgs	16-dil-4	M	-0.5	+20	200	5 10 15	1.5 3 4	3.5 7 11	40n 40n 40n	Q Q Q	100 50 40	100 50 40	T→Q T→Q T→Q	250 100 75	250 100 100	MC 14035 BCL	Mot	16-dil-4	I	-0.5	+18	500	5 10 15	1.5 3 4	3.5 7 11	5n 10n 15n	Q Q Q	100 50 40	100 50 40	T→Q T→Q T→Q	300 130 95	300 130 95
HCC 4035 BK	Sgs	16-flat-1	M	-0.5	+20	200	5 10 15	1.5 3 4	3.5 7 11	40n 40n 40n	Q Q Q	100 50 40	100 50 40	T→Q T→Q T→Q	250 100 75	250 100 100	MC 14035 BCP	Mot	16-dil-1	I	-0.5	+18	500	5 10 15	1.5 3 4	3.5 7 11	5n 10n 15n	Q Q Q	100 50 40	100 50 40	T→Q T→Q T→Q	300 130 95	300 130 95
HCF 4035 BE	Sgs	16-dil-1	I	-0.5	+18	200	5 10 15	1.5 3 4	3.5 7 11	40n 40n 40n	Q Q Q	100 50 40	100 50 40	T→Q T→Q T→Q	250 100 75	250 100 75	MN 4035 B	Mat		I	-0.5	+20	200	5 15	1.5 4	3.5 11		T T	100 40	100 40	T→Q T→Q	250 75	250 75
HCF 4035 BF	Sgs	16-dil-4	I	-0.5	+18	200	5 10 15	1.5 3 4	3.5 7 11	40n 40n 40n	Q Q Q	100 50 40	100 50 40	T→Q T→Q T→Q	250 100 75	250 100 75	MSM 4035 B	Oki		I	-0.5	+20	200	5 15	1.5 4	3.5 11		T T	100 40	100 40	T→Q T→Q	250 75	250 75
HD 14035 B	Hit		I	-0.5	+20	200	5 15	1.5 4	3.5 11		T T	100 40	100 40	T→Q T→Q	250 75	250 75	SCL 4035 B	Spr		I	-0.5	+20	200	5 15	1.5 4	3.5 11		T T	100 40	100 40	T→Q T→Q	250 75	250 75
HEF 4035 B	Sig		I	-0.5	+20	200	5 15	1.5 4	3.5 11		T T	100 40	100 40	T→Q T→Q	250 75	250 75	TC 4035 BP	Tos	16-dil-2	I	-0.5	+20	300	5 10 15	1.5 3 4	3.5 7 11	5n 10n 15n	Q Q Q	80 50 40	80 50 40	T→Q T→Q T→Q	190 75 55	190 75 55
HEF 4035 BD	Val	16-dil-4	I	-0.5	+18	500	5 10 15	1.5 3 4	3.5 7 11	(20 40 80)	Q Q Q	60 30 20	60 30 20	T→Q T→Q T→Q	170 70 50	150 65 50	V 4035 D	Mkm	16-dil-1	I	-0.5	+18	300	5 10 15	1.5 3 4	3.5 7 11	150 300 600	Q Q Q	(200 100 80)	(200 100 80)	T→Q T→Q T→Q	(300 200 160)	(300 200 160)
HEF 4035 BP	Val	16-dil-1	I	-0.5	+18	500	5 10 15	1.5 3 4	3.5 7 11	(20 40 80)	Q Q Q	60 30 20	60 30 20	T→Q T→Q T→Q	170 70 50	150 65 50	4035 BDC	Fch	16-dil-4	I	-0.5	+18	400	5 10 15	1.5 3 4	3.5 7 11	(20 40 80)	Q Q Q	85 45 30	85 45 30	T→Q T→Q T→Q	200 90 60	200 90 60
HEF 4035 BT	Val	16-mic-1	I	-0.5	+18	400	5 10 15	1.5 3 4	3.5 7 11	(20 40 80)	Q Q Q	60 30 20	60 30 20	T→Q T→Q T→Q	170 70 50	150 65 50	4035 BDM	Fch	16-dil-4	M	-0.5	+18	400	5 10 15	1.5 3 4	3.5 7 11	(5 10 20)	Q Q Q	85 45 30	85 45 30	T→Q T→Q T→Q	200 90 60	200 90 60
							5 10 15	1.5 3 4	3.5 7 11	(20 40 80)	Q Q Q	60 30 20	60 30 20	T→Q T→Q T→Q	170 70 50	150 65 50	4035 BFC	Fch	16-flat-1	I	-0.5	+18	400	5 10 15	1.5 3 4	3.5 7 11	(20 40 80)	Q Q Q	85 45 30	85 45 30	T→Q T→Q T→Q	200 90 60	200 90 60

4036

4 × 8-Bit Static RAM



4036

Range Data

Identification Data

Type	Man	B Sec. 3 Pins- Art-Nr.	TU	U _{dd}		P _{tot} max mW	U _{dd}	U _{IL}	U _{IH}	I _{dd} typ μA	t _{TR} ns _{typ}		t _{PD} ns _{typ}			
				V min	V max			V max	V min		Pin ↓	Pin ↑	Pin ↓	Pin ↑		
				-0.5 +20		300	5	1.5	3.5	5n	Q	80	80	E -Q	260	260
TC 4036 BP	Tos	24-dil-1	I				10	3	7	10n	Q	50	50	E -Q	110	110
							15	4	11	15n	Q	40	40	E -Q	80	80

4037	Triple AND/OR Gate	4037			Range Data			Identification Data									
		Type	Man	B Sec. 3 Pins- Art-Nr.	T _U	U _{dd}		P _{tot} max	U _{dd}	U _{IL}	U _{IH}	I _{dd} typ	t _{TR}			t _{PD}	
						V _{min}	V _{max}			V _{max}	V _{min}		μA	Pin	↓	↑	Pin → Pin
CD 4037 AD	Rca	14-dil-5	M	-0.5 +15	200	5 10	*1.5 *3	*1.5 *3	30n 50n	Q Q	40 15	75 60	A/B A/B	Q Q	225 75	225 75	
CD 4037 AE	Rca	14-dil-1	I	-0.5 +15	200	5 10	*1.5 *3	*1.5 *3	0.1 0.2	Q Q	60 20	100 90	A/B A/B	Q Q	325 75	325 75	
CD 4037 AF	Rca	14-dii-4	M	-0.5 +15	200	5 10	*1.5 *3	*1.5 *3	30n 50n	Q Q	40 15	75 60	A/B A/B	Q Q	225 75	225 75	
CD 4037 AH	Rca	chip	M	-0.5 +15		5 10	*1.5 *3	*1.5 *3	30n 50n	Q Q	40 15	75 60	A/B A/B	Q Q	225 75	225 75	
CD 4037 AK	Rca	14-flat-1	M	-0.5 +15	200	5 10	*1.5 *3	*1.5 *3	30n 50n	Q Q	40 15	75 60	A/B A/B	Q Q	225 75	225 75	

Inputs			Outp.	
A	B	En	Qn	Qn
L	L	X	H	H
H	L	L	L	H
H	L	H	H	L
L	H	L	H	L
L	H	H	L	H
H	H	X	L	L

4038		Triple Serial Adder							4038			Range Data			Identification Data									
Type	Man	B Sec. 3 Pins- Art-Nr.	T _U	U _{dd}		P _{tot} max	U _{dd}	U _{IL} ·U _{NL}	U _{IH} ·U _{NH}	I _{dd} typ	t _{TR} n _{styp}		t _{PD} n _{styp}											
				V min	V max						mW	V	V max	V min	μA	Pin	↓	↑	Pin → Pin	↓	↑			
CD 4038 AF	Rca	16-dil-4	M	-0.5	+15	200	5	*1,5	*1,5	0,3	Q	125	125	A/B ·S	400	400								
CD 4038 AH	Rca	chip	M	-0.5	+15	5	10	*3	*3	0,5	Q	50	50	A/B ·S	125	125								
CD 4038 AK	Rca	16-flat-1	M	-0.5	+15	200	5	*1,5	*1,5	0,3	Q	125	125	A/B ·S	400	400								
CD 4038 BD	Rca	16-dil-5	M	-0.5	+20	200	5	1,5	3,5	40n	Q	100	100	T ·S	325	325								
CD 4038 BE	Rca	16-dil-1	I	-0.5	+20	200	5	1,5	3,5	40n	Q	100	100	T ·S	325	325								
CD 4038 BF	Rca	16-dil-4	M	-0.5	+20	200	5	1,5	3,5	40n	Q	100	100	T ·S	325	325								
CD 4038 BH	Rca	chip	M	-0.5	+20	5	10	1,5	3,5	40n	Q	50	50	T ·S	175	175								
CD 4038 BK	Rca	16-flat-1	M	-0.5	+20	200	5	1,5	3,5	40n	Q	100	100	T ·S	325	325								
HCC 4038 BD	Sgs	16-dil-5	M	-0.5	+20	200	5	1,5	3,5	40n	Q	100	100	T ·S	325	325								
HCC 4038 BF	Sgs	16-dil-4	M	-0.5	+20	200	5	1,5	3,5	40n	Q	100	100	T ·S	325	325								
HCC 4038 BK	Sgs	16-flat-1	M	-0.5	+20	200	5	1,5	3,5	40n	Q	100	100	T ·S	325	325								
HCF 4038 BE	Sgs	16-dil-1	I	-0.5	+18	200	5	1,5	3,5	40n	Q	100	100	T ·S	325	325								

T	CR	Function
L	H	carry reset
L	L	sum + carry
H	X	-
L	X	-

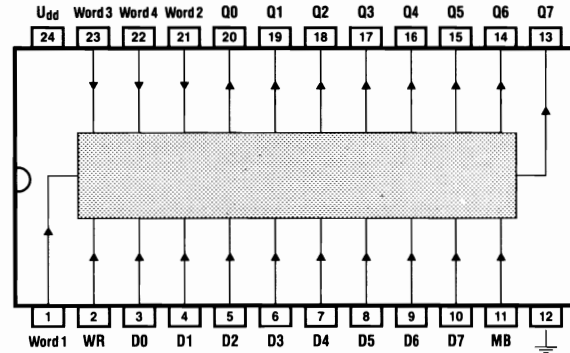
CR = Carry reset

4038		Range Data			Identification Data																			
Type	Man	B Sec. 3 Pins- Art-Nr.	T _U	U _{dd}		P _{tot} max	U _{dd}	U _{IL} ·U _{NL}	U _{IH} ·U _{NH}	I _{dd} typ	t _{TR} n _{styp}		t _{PD} n _{styp}											
				V min	V max						mW	V	V max	V min	μA	Pin	↓	↑	Pin → Pin	↓	↑			
CD 4038 AD	Rca	16-dil-5	M	-0.5	+15	200	5	*1,5	*1,5	0,3	Q	125	125	A/B ·S	400	400								
CD 4038 AE	Rca	16-dil-1	I	-0.5	+15	200	5	*1,5	*1,5	0,5	Q	125	125	A/B ·S	400	400								

4038			Range Data			Identification Data												
Type	Man	B Sec. 3 Pins- Art-Nr.	T _U	U _{dd}		P _{tot} max mW	U _{dd}	U _{I/L}		U _{I/H}		I _{dd} typ μA	t _{TR} n _s typ			t _{PD} n _s typ		
				V min	V max			V	V max	V min	Pin		↓	↑	Pin → Pin	↓	↑	
HCF 4038 BF	Sgs	16-dil-4	I	-0.5	+18	200	5	1.5	3.5	40n	Q	100	100	T · S	325	325		
				10			10	3	7	40n	Q	50	50	T · S	175	175		
				15			15	4	11	40n	Q	40	40	T · S	150	150		
HD 14038 B	Hit		I	-0.5	+20	200	5	1.5	3.5		Q	100	100	T · Q	500	500		
				15			15	4	11		Q	40	40	T · Q	135	135		
MC 14038 BAL	Mot	16-dil-4	M	-0.5	+18	500	5	1.5	3.5	5n	Q	100	100	A/B · S	280	280		
				10			10	3	7	10n	Q	50	50	A/B · S	120	120		
				15			15	4	11	15n	Q	40	40	A/B · S	90	90		
MC 14038 BCL	Mot	16-dil-4	I	-0.5	+18	500	5	1.5	3.5	5n	Q	100	100	A/B · S	280	280		
				10			10	3	7	10n	Q	50	50	A/B · S	120	120		
				15			15	4	11	15n	Q	40	40	A/B · S	90	90		
MC 14038 BCP	Mot	16-dil-1	I	-0.5	+18	500	5	1.5	3.5	5n	Q	100	100	A/B · S	280	280		
				10			10	3	7	10n	Q	50	50	A/B · S	120	120		
				15			15	4	11	15n	Q	40	40	A/B · S	90	90		
TC 4038 BP	Tos	16-dil-2	I	-0.5	+20	300	5	1.5	3.5	5n	Q	80	80	T · Q	240	240		
				10			10	3	7	10n	Q	50	50	T · Q	95	95		
				15			15	4	11	15n	Q	40	40	T · Q	70	70		
4038 DIE1	Sgs	chip	I	-0.5	+18	200	5	1.5	3.5	40n	Q	100	100	T · S	325	325		
				10			10	3	7	40n	Q	50	50	T · S	175	175		
				15			15	4	11	40n	Q	40	40	T · S	150	150		

4039

4 × 8-Bit Static RAM



4039			Range Data			Identification Data												
Type	Man	B Sec. 3 Pins- Art-Nr.	T _U	U _{dd}		P _{tot} max mW	U _{dd}	U _{I/L}		U _{I/H}		I _{dd} typ μA	t _{TR} n _s typ			t _{PD} n _s typ		
				V min	V max			V	V max	V min	Pin		↓	↑	Pin → Pin	↓	↑	
TC 4039 BP	Tos	24-dil-1	I	-0.5	+20	300	5	1.5	3.5	5n	Q	80	80	E · Q	260	260		
				10			10	3	7	10n	Q	50	50	E · Q	110	110		
				15			15	4	11	15n	Q	40	40	E · Q	80	80		

4040		12-Bit Binary Counter							4040			Range Data			Identification Data							
Type	Man	B Sec. 3 Pins- Art-Nr.	TU	U _{dd}		P _{tot} max mW	U _{dd} V	U _{IL} V _{max}	U _{IH} V _{min}	I _{dd} typ μA	t _{TR} n _{styp}			t _{PD} n _{styp}								
				V _{min}	V _{max}						V	V _{max}	V _{min}	μA	Pin	↓	↑	Pin → Pin	↓	↑		
CD 4040 AF	Rca	16-dil-4	M	-0.5	+15	200	5 10	*1.5 *3	*1.5 *3	0.5 1	Q	150 75	150 75	T · Q	450 225	450 225						
CD 4040 AH	Rca	chip	M	-0.5	+15		5 10	*1.5 *3	*1.5 *3	0.5 1	Q	150 75	150 75	T · Q	450 225	450 225						
CD 4040 AK	Rca	16-flat-1	M	-0.5	+15	200	5 10	*1.5 *3	*1.5 *3	0.5 1	Q	150 75	150 75	T · Q	450 225	450 225						
CD 4040 BCJ	Nsc	16-dil-4	I	-0.5	+18	500	5 10 15	1.5 3 4	3.5 7 11	{20 (40 (80	Q	100 50 40	100 50 40	T · Q	250 100 75	250 100 75						
CD 4040 BCM	Nsc	16-mic-1	I	-0.5	+18	500	5 10 15	1.5 3 4	3.5 7 11	{20 (40 (80	Q	100 50 40	100 50 40	T · Q1	250 100 75	250 100 75						
CD 4040 BCN	Nsc	16-dil-1	I	-0.5	+18	700	5 10 15	1.5 3 4	3.5 7 11	{20 (40 (80	Q	100 50 40	100 50 40	T · Q1	250 100 75	250 100 75						
CD 4040 BD	Rca	16-dil-5	M	-0.5	+20	200	5 10 15	1.5 3 4	3.5 7 11	40n 40n 40n	Q	100 50 40	100 50 40	T · Q1	180 80 65	180 80 65						
CD 4040 BE	Rca	16-dil-1	I	-0.5	+20	200	5 10 15	1.5 3 4	3.5 7 11	40n 40n 40n	Q	100 50 40	100 50 40	T · Q1	180 80 65	180 80 65						
CD 4040 BF	Rca	16-dil-4	M	-0.5	+20	200	5 10 15	1.5 3 4	3.5 7 11	40n 40n 40n	Q	100 50 40	100 50 40	T · Q1	180 80 65	180 80 65						
CD 4040 BH	Rca	chip	M	-0.5	+20		5 10 15	1.5 3 4	3.5 7 11	40n 40n 40n	Q	100 50 40	100 50 40	T · Q1	180 80 65	180 80 65						
CD 4040 BK	Rca	16-flat-1	M	-0.5	+20	200	5 10 15	1.5 3 4	3.5 7 11	40n 40n 40n	Q	100 50 40	100 50 40	T · Q1	180 80 65	180 80 65						
CD 4040 BMD	Nsc	16-dil-5	M	-0.5	+18	500	5 10 15	1.5 3 4	3.5 7 11	{5 (10 (20	Q	100 50 40	100 50 40	T · Q	250 100 75	250 100 75						

T	R	Function
H	L	-
L	L	-
J	L	-
L	L	count
X	H	reset

4040		Range Data			Identification Data											
Type	Man	B Sec. 3 Pins- Art-Nr.	TU	U _{dd}		P _{tot} max mW	U _{dd} V	U _{IL} V _{max}	U _{IH} V _{min}	I _{dd} typ μA	t _{TR} n _{styp}			t _{PD} n _{styp}		
				V _{min}	V _{max}						V	V _{max}	V _{min}	μA	Pin	↓
CD 4040 AD	Rca	16-dil-5	M	-0.5	+15	200	5 10	*1.5 *3	*1.5 *3	0.5 1	Q	150 75	150 75	T · Q	450 225	450 225
CD 4040 AE	Rca	16-dil-1	I	-0.5	+15	200	5 10	*1.5 *3	*1.5 *3	1 2	Q	150 75	150 75	T · Q	450 225	450 225

4040			Range Data			Identification Data							4040			Range Data			Identification Data														
Type	Man	B Sec. 3 Pins- Art-Nr.	T _U	U _{dd}		P _{tot} max mW	U _{dd}	U _{IL}	U _{IH}	I _{dd} typ μA	t _{TR} n _{styp}		t _{PD} n _{styp}		Type	Man	B Sec. 3 Pins- Art-Nr.	T _U	U _{dd}		P _{tot} max mW	U _{dd}	U _{IL}	U _{IH}	I _{dd} typ μA	t _{TR} n _{styp}		t _{PD} n _{styp}					
				V min	V max			V max	V min		Pin ↓	Pin ↑	Pin ↓	Pin ↑					V min	V max			V max	V min		Pin ↓	Pin ↑	Pin ↓	Pin ↑				
CD 4040 BMJ	Nsc	16-dil-4	M	-0.5	+18	700	5	1.5	3.5	(5	Q	100	100	T-Q1	250	250	HEF 4040 BT	Val	16-mic-1	I	-0.5	+18	400	5	1.5	3.5	(20	Q	60	60	T-Q	105	85
							10	3	7	(10	Q	50	50	T-Q1	100	100								10	3	7	(40	Q	30	30	T-Q	45	40
							15	4	11	(20	Q	40	40	T-Q1	75	75								15	4	11	(80	Q	20	20	T-Q	35	30
CD 4040 BMW	Nsc	16-flat-1	M	-0.5	+18	700	5	1.5	3.5	(5	Q	100	100	T-Q1	250	250	LC 4040 B	Say		I	-0.5	+20	200	5	1.5	3.5		Q	100	100	T-Q1	180	180
							10	3	7	(10	Q	50	50	T-Q1	100	100								15	4	11		Q	40	40	T-Q1	65	65
							15	4	11	(20	Q	40	40	T-Q1	75	75	M 4040 BP	Mit		I	-0.5	+20	200	5	1.5	3.5		Q	100	100	T-Q1	180	180
HCC 4040 BD	Sgs	16-dil-5	M	-0.5	+20	200	5	1.5	3.5	40n	Q	100	100	T-Q	180	180	MB 84040 B	Fui		I	-0.5	+20	200	5	1.5	3.5		Q	100	100	T-Q1	180	180
							10	3	7	40n	Q	50	50	T-Q	80	80							15	4	11		Q	40	40	T-Q1	65	65	
							15	4	11	40n	Q	40	40	T-Q	65	65	MC 14040 BAL	Mot	16-dil-4	M	-0.5	+18	500	5	1.5	3.5	5n	Q	100	100	T-Q1	260	260
HCC 4040 BF	Sgs	16-dil-4	M	-0.5	+20	200	5	1.5	3.5	40n	Q	100	100	T-Q	80	80	MC 14040 BCL	Mot	16-dil-4	I	-0.5	+18	500	5	1.5	3.5	5n	Q	100	100	T-Q1	260	260
							10	3	7	40n	Q	50	50	T-Q	80	80							15	4	11	10n	Q	50	50	T-Q1	115	115	
							15	4	11	40n	Q	40	40	T-Q	65	65	MC 14040 BCP	Mot	16-dil-1	I	-0.5	+18	500	5	1.5	3.5	5n	Q	40	40	T-Q1	80	80
HCC 4040 BK	Sgs	16-flat-1	M	-0.5	+20	200	5	1.5	3.5	40n	Q	100	100	T-Q	180	180	MN 4040 B	Mat		I	-0.5	+20	200	5	1.5	3.5		Q	100	100	T-Q1	180	180
							10	3	7	40n	Q	50	50	T-Q	80	80							15	4	11	10n	Q	50	50	T-Q1	115	115	
							15	4	11	40n	Q	40	40	T-Q	65	65	MSM 4040 B	OkI		I	-0.5	+20	200	5	1.5	3.5		Q	100	100	T-Q1	180	180
HCF 4040 BE	Sgs	16-dil-1	I	-0.5	+18	200	5	1.5	3.5	40n	Q	100	100	T-Q	180	180	NJU 4040 B	Njr		I	-0.5	+20	200	5	1.5	3.5		Q	100	100	T-Q1	180	180
							10	3	7	40n	Q	50	50	T-Q	80	80							15	4	11	10n	Q	40	40	T-Q1	65	65	
							15	4	11	40n	Q	40	40	T-Q1	65	65	SCL 4040 B	Spr		I	-0.5	+20	200	5	1.5	3.5		Q	100	100	T-Q1	180	180
HCF 4040 BF	Sgs	16-dil-4	I	-0.5	+18	200	5	1.5	3.5	40n	Q	100	100	T-Q	80	80	TC 4040 BF	Tos	16-mic-3	I	-0.5	+20	180	5	1.5	3.5	5n	Q	40	40	T-Q1	65	65
							10	3	7	40n	Q	50	50	T-Q	80	80							15	4	11	10n	Q	50	50	T-Q1	80	80	
							15	4	11	40n	Q	40	40	T-Q1	65	65	TC 4040 BP	Tos	16-dil-2	I	-0.5	+20	300	5	1.5	3.5	5n	Q	100	100	T-Q1	160	160
HCF 4040 BM	Sgs	16-mic-1	I	-0.5	+18	200	5	1.5	3.5	40n	Q	100	100	T-Q1	180	180							10	3	7	10n	Q	50	50	T-Q1	80	80	
							10	3	7	40n	Q	50	50	T-Q1	80	80							15	4	11	15n	Q	40	40	T-Q1	65	65	
							15	4	11	40n	Q	40	40	T-Q1	65	65							15	4	11	15n	Q	40	40	T-Q1	65	65	
HD 14040 B	Hit		I	-0.5	+20	200	5	1.5	3.5		Q	100	100	T-Q1	180	180							10	3	7	10n	Q	50	50	T-Q1	80	80	
							15	4	11		Q	40	40	T-Q1	65	65							15	4	11	15n	Q	40	40	T-Q1	65	65	
HEF 4040 B	Sig		I	-0.5	+20	200	5	1.5	3.5		Q	100	100	T-Q1	180	180							15	4	11		Q	100	100	T-Q1	180	180	
							15	4	11		Q	40	40	T-Q1	65	65							15	4	11		Q	40	40	T-Q1	65	65	
HEF 4040 BD	Val	16-dil-4	I	-0.5	+18	500	5	1.5	3.5	(20	Q	60	60	T-Q	105	85							10	3	7	10n	Q	50	50	T-Q1	80	80	
							10	3	7	(40	Q	30	30	T-Q	45	40							15	4	11	15n	Q	40	40	T-Q1	65	65	
							15	4	11	(80	Q	20	20	T-Q	35	30							15	4	11	15n	Q	40	40	T-Q1	65	65	
HEF 4040 BP	Val	16-dil-1	I	-0.5	+18	500	5	1.5	3.5	(20	Q	60	60	T-Q	105	85							10	3	7	10n	Q	50	50	T-Q1	80	80	
							10	3	7	(40	Q	30	30	T-Q	45	40							15	4	11	15n	Q	40	40	T-Q1	65	65	
							15	4	11	(80	Q	20	20	T-Q	35	30							15	4	11	15n	Q	40	40	T-Q1	65	65	

4040				Range Data			Identification Data							4040				Range Data			Identification Data												
Type	Man	B Sec. 3 Pins- Art-Nr.	T _U	U _{dd}		P _{tot} max mW	U _{dd}	U _{IL}	U _{IH}	I _{dd} typ μA	t _{TR}			t _{PD}			Type	Man	B Sec. 3 Pins- Art-Nr.	T _U	U _{dd}		P _{tot} max mW	U _{dd}	U _{IL}	U _{IH}	I _{dd} typ μA	t _{TR}			t _{PD}		
				V min	V max			V max	V min		Pin	↓	↑	Pin	↓	↑					V min	V max			V max	V min		Pin	↓	↑	Pin	↓	↑
				V	V	V	V	μA	Pin	↓	↑	Pin	↓	↑	V	V					V	V	μA	Pin	↓	↑	Pin	↓	↑				
4040 BDC	Fch	16-dil-4	I	-0.5	+18	400	5	1.5	3.5	(20	Q	65	65	T-Q	110	130	MN 74HC4040 BP	Mat		I	-0.5	+7	500	2				Q	30	30	T-Q1	80	80
							10	3	7	(40	Q	35	35	T-Q	45	55								6			Q	9	9	T-Q1	18	18	
							15	4	11	(80	Q	25	25	T-Q	33	37								6			Q	30	30	T-Q1	80	80	
4040 BDM	Fch	16-dil-4	M	-0.5	+18	400	5	1.5	3.5	(5	Q	65	65	T-Q	110	130	MSM74HC4040 BP	Oki		I	-0.5	+7	500	2				Q	30	30	T-Q1	80	80
							10	3	7	(10	Q	35	35	T-Q	45	55								6			Q	9	9	T-Q1	18	18	
							15	4	11	(20	Q	25	25	T-Q	33	37								6			Q	30	30	T-Q1	80	80	
4040 BFC	Fch	16-flat-1	I	-0.5	+18	400	5	1.5	3.5	(20	Q	65	65	T-Q	110	130	SN 74HC4040 BP	Tix		I	-0.5	+7	500	2				Q	30	30	T-Q1	80	80
							10	3	7	(40	Q	35	35	T-Q	45	55								6			Q	9	9	T-Q1	18	18	
							15	4	11	(80	Q	25	25	T-Q	33	37								6			Q	30	30	T-Q1	80	80	
4040 BFM	Fch	16-flat-1	M	-0.5	+18	400	5	1.5	3.5	(5	Q	65	65	T-Q	110	130	TC 74HC4040 BP	Tos		I	-0.5	+7	500	2				Q	30	30	T-Q1	80	80
							10	3	7	(10	Q	35	35	T-Q	45	55								6			Q	9	9	T-Q1	18	18	
							15	4	11	(20	Q	25	25	T-Q	33	37								6			Q	30	30	T-Q1	80	80	
4040 BPC	Fch	16-dil-1	I	-0.5	+18	400	5	1.5	3.5	(20	Q	65	65	T-Q	110	130												Q	30	30	T-Q1	80	80
							10	3	7	(40	Q	35	35	T-Q	45	55												Q	9	9	T-Q1	18	18
							15	4	11	(80	Q	25	25	T-Q	33	37												Q	30	30	T-Q1	80	80
μPD 4040 BC	Nec	16-dil-2	I	-0.5	+20	200	5	1.5	3.5	20n	Q	100	100	T-Q1	200	200											Q	50	50	T-Q1	100	100	
							10	3	7	20n	Q	50	50	T-Q1	100	100												Q	40	40	T-Q1	70	70
							15	4	11	20n	Q	40	40	T-Q1	70	70																	
HD 74HC4040 BP	Hit		I	-0.5	+7	500	2				Q	30	30	T-Q1	80	80											Q	9	9	T-Q1	18	18	
							6				Q	9	9	T-Q1	18	18																	
LR 74HC4040 BP	Sha		I	-0.5	+7	500	2				Q	30	30	T-Q1	80	80											Q	9	9	T-Q1	18	18	
							6				Q	9	9	T-Q1	18	18																	
M 74HC4040 BP	Mit		I	-0.5	+7	500	2				Q	30	30	T-Q1	80	80											Q	9	9	T-Q1	18	18	
							6				Q	9	9	T-Q1	18	18																	
MC 74HC4040 BP	Mot		I	-0.5	+7	500	2				Q	30	30	T-Q1	80	80											Q	9	9	T-Q1	18	18	
							6				Q	9	9	T-Q1	18	18																	
MM 74HC4040 M	Nsc	16-mic-1	I	-0.5	+7	500	2	0.5	1.5		Q	30	30	T-Q1	80	80											Q	10	10	T-Q1	21	21	
							4.5	1.35	3.15		Q	10	10	T-Q1	21	21												Q	9	9	T-Q1	18	18
							6	1.8	4.2	8	Q	9	9	T-Q1	18	18																	
MM 74HC4040 N	Nsc	16-dil-1	I	-0.5	+7	600	2	0.5	1.5		Q	30	30	T-Q1	80	80											Q	10	10	T-Q1	21	21	
							4.5	1.35	3.15		Q	10	10	T-Q1	21	21												Q	9	9	T-Q1	18	18
							6	1.8	4.2	8	Q	9	9	T-Q1	18	18																	

4041		Quad True/Complement Buffer					4041			Range Data			Identification Data											
							Type	Man	B Sec. 3 Pins- Art-Nr.	T _U	U _{dd}		P _{tot} max	U _{dd}	U _{IL} *U _{NL}	U _{IH} *U _{NH}	I _{dd} typ	t _{TR}		t _{PD}				
											V min	V max						mW	V	V max	V min	μA	Pin ↓	↑
<table border="1"> <thead> <tr> <th>Inp.</th> <th>Outp.</th> </tr> </thead> <tbody> <tr> <td>E</td> <td>Q Q̄</td> </tr> <tr> <td>H</td> <td>H L</td> </tr> <tr> <td>L</td> <td>L H</td> </tr> </tbody> </table>		Inp.	Outp.	E	Q Q̄	H	H L	L	L H															
Inp.	Outp.																							
E	Q Q̄																							
H	H L																							
L	L H																							
4041		Range Data			Identification Data																			
Type	Man	B Sec. 3 Pins- Art-Nr.	T _U	U _{dd}		P _{tot} max	U _{dd}	U _{IL} *U _{NL}	U _{IH} *U _{NH}	I _{dd} typ	t _{TR}		t _{PD}											
				V min	V max						mW	V	V max	V min	μA	Pin ↓	↑	Pin → Pin	↓	↑				
CD 4041 AD	Rca	14-dil-5	M	-0.5	+15	200	5	10	*1.5 *3	*1.5 *3	5n	Q	20	20	E-Q	65	75							
CD 4041 AE	Rca	14-dil-1	I	-0.5	+15	200	5	10	*1.5 *3	*1.5 *3	10n	Q	20	20	E-Q	65	75							
CD 4041 AF	Rca	14-dil-4	M	-0.5	+15	200	5	10	*1.5 *3	*1.5 *3	5n	Q	20	20	E-Q	65	75							
CD 4041 AH	Rca	chip	M	-0.5	+15		5	10	*1.5 *3	*1.5 *3	5n	Q	20	20	E-Q	65	75							
CD 4041 AK	Rca	14-flat-1	M	-0.5	+15	200	5	10	*1.5 *3	*1.5 *3	5n	Q	20	20	E-Q	65	75							
CD 4041 UBCJ	Nsc	14-dil-4	I	-0.5	+18	500	5	15	1	4	10n	Q	55	55	E-Q	60	60							
CD 4041 UBCM	Nsc	14-mic-1	I	-0.5	+18	500	5	15	1	4	10n	Q	55	55	E-Q	60	60							
CD 4041 UBCN	Nsc	14-dil-1	I	-0.5	+18	700	5	15	1	4	10n	Q	55	55	E-Q	60	60							
CD 4041 UBD	Rca	14-dil-5	M	-0.5	+20	200	5	15	1	4	20n	Q	40	40	E-Q	60	60							
CD 4041 UBE	Rca	14-dil-1	I	-0.5	+20	200	5	15	1	4	20n	Q	40	40	E-Q	60	60							
CD 4041 UBF	Rca	14-dil-4	M	-0.5	+20	200	5	15	1	4	20n	Q	40	40	E-Q	60	60							
CD 4041 UBH	Rca	chip	M	-0.5	+20		5	15	1	4	20n	Q	40	40	E-Q	60	60							
CD 4041 UBK	Rca	14-flat-1	M	-0.5	+20	200	5	15	1	4	20n	Q	40	40	E-Q	60	60							
CD 4041 UBMD	Nsc	14-dil-5	M	-0.5	+18	500	5	15	1	4	10n	Q	55	55	E-Q	60	60							
CD 4041 UBMJ	Nsc	14-dil-4	M	-0.5	+18	500	5	15	1	4	10n	Q	55	55	E-Q	60	60							

4041				Range Data			Identification Data							4041				Range Data			Identification Data												
Type	Man	B Sec. 3 Pins- Art-Nr.	TU	U _{dd}		P _{tot} max mW	U _{LL} V	U _{JL} V max	U _{JH} V min	I _{dd} typ μA	t _{TR} ns _{typ}			t _{PD} ns _{typ}			Type	Man	B Sec. 3 Pins- Art-Nr.	TU	U _{dd}		P _{tot} max mW	U _{LL} V	U _{JL} V max	U _{JH} V min	I _{dd} typ μA	t _{TR} ns _{typ}			t _{PD} ns _{typ}		
				V min	V max						Pin ↓	↑	Pin ↓	↑	V min	V max					Pin ↓	↑						V min	V max	Pin ↓	↑	Pin ↓	↑
CD 4041 UBMW	Nsc	14-flat-1	M	-0.5	+18	5	1	4	10n	Q 55 55	E -Q 60 60	Q 30 30	E -Q 35 35	Q 25 25	E -Q 25 25	MN 4041 B	Mat		I	-0.5	+20	200	5	1.5	3.5	4	11	Q 40 40	E -Q 60 60	Q 15 15	E -Q 25 25		
HCC 4041 UBD	Sgs	14-dil-5	M	-0.5	+20	200	5	1	4	10n	Q 40 40	E -Q 60 60	Q 20 20	E -Q 35 35	Q 15 15	E -Q 25 25	NJU 4041 B	Njr		I	-0.5	+20	200	5	1.5	3.5	4	11	Q 40 40	E -Q 60 60	Q 15 15	E -Q 25 25	
HCC 4041 UBF	Sgs	14-dil-4	M	-0.5	+20	200	5	1	4	20n	Q 40 40	E -Q 60 60	Q 20 20	E -Q 35 35	Q 15 15	E -Q 25 25	SCL 4041 UB	Spr		I	-0.5	+20	200	5	1	4	2.5	12.5	Q 40 40	E -Q 60 60	Q 15 15	E -Q 25 25	
HCC 4041 UBK	Sgs	14-flat-1	M	-0.5	+20	200	5	1	4	20n	Q 40 40	E -Q 60 60	Q 20 20	E -Q 35 35	Q 15 15	E -Q 25 25	4041 BDC	Fch	14-dil-4	I	-0.5	+18	400	5	1.5	3.5	4	11	Q 30 30	E -Q 60 60	Q 15 15	E -Q 25 25	
HCF 4041 UBE	Sgs	14-dil-1	I	-0.5	+18	200	5	1	4	20n	Q 40 40	E -Q 60 60	Q 20 20	E -Q 35 35	Q 15 15	E -Q 25 25	4041 BDM	Fch	14-dil-4	M	-0.5	+18	400	5	1.5	3.5	4	11	Q 30 30	E -Q 60 60	Q 15 15	E -Q 25 25	
HCF 4041 UBF	Sgs	14-dil-4	I	-0.5	+18	200	5	1	4	20n	Q 40 40	E -Q 60 60	Q 20 20	E -Q 35 35	Q 15 15	E -Q 25 25	4041 BFC	Fch	14-flat-2	I	-0.5	+18	400	5	1.5	3.5	4	11	Q 30 30	E -Q 60 60	Q 15 15	E -Q 25 25	
HCF 4041 UBM	Sgs	14-mic-1	I	-0.5	+18	200	5	1	4	20n	Q 40 40	E -Q 60 60	Q 20 20	E -Q 35 35	Q 15 15	E -Q 25 25	4041 BFM	Fch	14-flat-2	M	-0.5	+18	400	5	1.5	3.5	4	11	Q 30 30	E -Q 60 60	Q 15 15	E -Q 25 25	
HCF 4041 UBM	Sgs	14-mic-1	I	-0.5	+18	200	5	1	4	20n	Q 40 40	E -Q 60 60	Q 20 20	E -Q 35 35	Q 15 15	E -Q 25 25	4041 BPC	Fch	14-dil-1	I	-0.5	+18	400	5	1.5	3.5	4	11	Q 30 30	E -Q 60 60	Q 15 15	E -Q 25 25	
HCF 4041 UBM	Sgs	14-mic-1	I	-0.5	+18	200	5	1	4	20n	Q 40 40	E -Q 60 60	Q 20 20	E -Q 35 35	Q 15 15	E -Q 25 25	4041 DIE1	Sgs	chip	I	-0.5	+18	200	5	1	4	2.5	12.5	Q 40 40	E -Q 60 60	Q 15 15	E -Q 25 25	
HEF 4041 B	Sig		I	-0.5	+20	200	5	1.5	3.5	4	11	Q 40 40	E -Q 60 60	Q 15 15	E -Q 25 25																		
HEF 4041 BD	Val	14-dil-4	I	-0.5	+18	500	5	1.5	3.5	4	11	Q 25 25	E -Q 30 30	Q 12 12	E -Q 20 15	Q 8 8	E -Q 15 10																
HEF 4041 BP	Val	14-dil-1	I	-0.5	+18	500	5	1.5	3.5	4	11	Q 25 25	E -Q 30 30	Q 12 12	E -Q 20 15	Q 8 8	E -Q 15 10																
HEF 4041 BT	Val	14-mic-1	I	-0.5	+18	400	5	1.5	3.5	4	11	Q 25 25	E -Q 30 30	Q 12 12	E -Q 20 15	Q 8 8	E -Q 15 10																

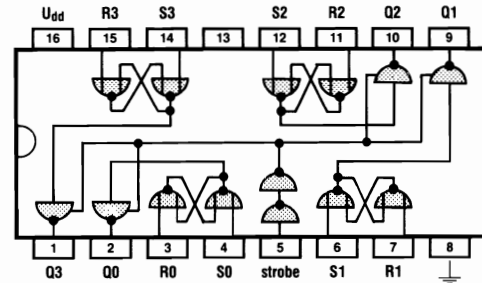
4042		Quad Latch						4042			Range Data			Identification Data																	
								Type	Man	B Sec. 3 Pins- Art-Nr.	T _U	U _{dd}		P _{tot} max	U _{dd}	U _{IL} UNL	U _{IH} UNH	I _{dd} typ	t _{TR} n _{styp}		t _{PD} n _{styp}										
												V min	V max						mW	V	V max	V min	μA	Pin ↓	↑	Pin → Pin ↓	↑				
<table border="1"> <thead> <tr> <th>pol</th> <th>T</th> <th>Function</th> </tr> </thead> <tbody> <tr> <td>L</td> <td>L</td> <td>Qn = Dn</td> </tr> <tr> <td>L</td> <td>J</td> <td>latch</td> </tr> <tr> <td>H</td> <td>H</td> <td>Qn = Dn</td> </tr> <tr> <td>H</td> <td>J</td> <td>latch</td> </tr> </tbody> </table>		pol	T	Function	L	L	Qn = Dn	L	J	latch	H	H	Qn = Dn	H	J	latch															
pol	T	Function																													
L	L	Qn = Dn																													
L	J	latch																													
H	H	Qn = Dn																													
H	J	latch																													
4042		Range Data			Identification Data																										
Type	Man	B Sec. 3 Pins- Art-Nr.	T _U	U _{dd}		P _{tot} max	U _{dd}	U _{IL} UNL	U _{IH} UNH	I _{dd} typ	t _{TR} n _{styp}		t _{PD} n _{styp}																		
				V min	V max	mW	V	V max	V min	μA	Pin ↓	↑	Pin → Pin ↓	↑																	
BU 4042 B	Toy		I	-0.5	+20	200	5	1.5	3.5	5n	Q	100	100	T-Q	275	275															
CD 4042 AD	Rca	16-dil-5	M	-0.5	+15	200	5	*1.5	*1.5	5n	Q	100	100	T-Q	300	300															
CD 4042 AE	Rca	16-dil-1	I	-0.5	+15	200	5	*1.5	*1.5	10n	Q	100	100	T-Q	300	300															
CD 4042 AF	Rca	16-dil-4	M	-0.5	+15	200	5	*1.5	*1.5	5n	Q	100	100	T-Q	300	300															
CD 4042 AH	Rca	chip	M	-0.5	+15	200	10	*3	*3	5n	Q	50	50	T-Q	125	125															
CD 4042 AK	Rca	16-flat-1	M	-0.5	+15	200	5	*1.5	*1.5	5n	Q	100	100	T-Q	300	300															
CD 4042 BCJ	Nsc	16-dil-4	I	-0.5	+18	500	5	1.5	3.5	20n	Q	125	125	T-Q	250	250															
CD 4042 BCM	Nsc	16-mic-1	I	-0.5	+18	500	5	1.5	3.5	20n	Q	125	125	T-Q	250	250															
CD 4042 BCN	Nsc	16-dil-1	I	-0.5	+18	700	5	1.5	3.5	20n	Q	125	125	T-Q	250	250															
CD 4042 BD	Rca	16-dil-5	M	-0.5	+20	200	5	1.5	3.5	20n	Q	100	100	T-Q	225	225															
CD 4042 BE	Rca	16-dil-1	I	-0.5	+20	200	5	1.5	3.5	20n	Q	100	100	T-Q	225	225															
CD 4042 BF	Rca	16-dil-4	M	-0.5	+20	200	5	1.5	3.5	20n	Q	100	100	T-Q	225	225															
CD 4042 BH	Rca	chip	M	-0.5	+20	200	5	1.5	3.5	20n	Q	100	100	T-Q	225	225															
CD 4042 BK	Rca	16-flat-1	M	-0.5	+20	200	5	1.5	3.5	20n	Q	100	100	T-Q	225	225															
CD 4042 BMD	Nsc	16-dil-5	M	-0.5	+18	500	5	1.5	3.5	20n	Q	125	125	T-Q	250	250															

4042				Range Data			Identification Data							4042				Range Data			Identification Data										
Type	Man	B Sec. 3 Pins- Art-Nr	TU	U _{dd}		P _{tot} max	U _{dd}	U _{IL}	U _{IH}	I _{dd} typ	t _{TR}		t _{PD}		Type	Man	B Sec. 3 Pins- Art-Nr	TU	U _{dd}		P _{tot} max	U _{dd}	U _{IL}	U _{IH}	I _{dd} typ	t _{TR}		t _{PD}			
				V min	V max			V max	V min		μA	Pin	↓	↑					Pin	↓			↑	V min		V max	V max	V min	μA	Pin	↓
				mW	V	V max	V min	μA	Pin	↓	↑	Pin	↓	↑					mW	V	V max	V min	μA	Pin	↓	↑	Pin	↓	↑		
CD 4042 BMJ	Nsc	16-dil-4	M	-0.5 + 18	500	5	1.5	3.5	20n	Q	125	125	T → Q	250	250	HEF 4042 BT	Val	16-mic-1	I	-0.5 + 18	400	5	1.5	3.5	(20	Q	60	60	D → Q	95	85
						10	3	7	20n	Q	60	60	T → Q	100	100							Q	30	30	D → Q	40	40				
						15	4	11	20n	Q	50	50	T → Q	80	80							Q	30	30	D → Q	30	30				
CD 4042 BMW	Nsc	16-flat-1	M	-0.5 + 18	500	5	1.5	3.5	20n	Q	125	125	T → Q	250	250	M 4042 BP	Mit	I	-0.5 + 20	200	5	1.5	3.5		Q	100	100	T → Q	275	275	
						10	3	7	20n	Q	60	60	T → Q	100	100						Q	40	40	T → Q	80	80					
						15	4	11	20n	Q	50	50	T → Q	80	80																
HCC 4042 BD	Sgs	16-dil-5	M	-0.5 + 20	200	5	1.5	3.5	20n	Q	100	100	T → Q	225	225	MC 14042 BAL	Mot	16-dil-4	M	-0.5 + 18	500	5	1.5	3.5	2n	Q	100	100	T → Q	220	220
						10	3	7	20n	Q	50	50	T → Q	100	100							4n	Q	50	50	T → Q	90	90			
						15	4	11	20n	Q	40	40	T → Q	80	80							6n	Q	40	40	T → Q	60	60			
HCC 4042 BF	Sgs	16-dil-4	M	-0.5 + 20	200	5	1.5	3.5	20n	Q	100	100	T → Q	225	225	MC 14042 BCL	Mot	16-dil-4	I	-0.5 + 18	500	5	1.5	3.5	2n	Q	100	100	T → Q	220	220
						10	3	7	20n	Q	50	50	T → Q	100	100							4n	Q	50	50	T → Q	90	90			
						15	4	11	20n	Q	40	40	T → Q	80	80							6n	Q	40	40	T → Q	60	60			
HCC 4042 BK	Sgs	16-flat-1	M	-0.5 + 20	200	5	1.5	3.5	20n	Q	100	100	T → Q	225	225	MC 14042 BCP	Mot	16-dil-1	I	-0.5 + 18	500	5	1.5	3.5	2n	Q	100	100	T → Q	220	220
						10	3	7	20n	Q	50	50	T → Q	100	100							4n	Q	50	50	T → Q	90	90			
						15	4	11	20n	Q	40	40	T → Q	80	80							6n	Q	40	40	T → Q	60	60			
HCF 4042 BE	Sgs	16-dil-1	I	-0.5 + 18	200	5	1.5	3.5	20n	Q	100	100	T → Q	225	225	MN 4042 B	Mat	I	-0.5 + 20	200	5	1.5	3.5		Q	100	100	T → Q	275	275	
						10	3	7	20n	Q	50	50	T → Q	100	100						Q	40	40	T → Q	80	80					
						15	4	11	20n	Q	40	40	T → Q	80	80																
HCF 4042 BF	Sgs	16-dil-4	I	-0.5 + 18	200	5	1.5	3.5	20n	Q	100	100	T → Q	225	225	MSM 4042 B	Ok	I	-0.5 + 20	200	5	1.5	3.5		Q	100	100	T → Q	275	275	
						10	3	7	20n	Q	50	50	T → Q	100	100						Q	40	40	T → Q	80	80					
						15	4	11	20n	Q	40	40	T → Q	80	80																
HCF 4042 BM	Sgs	16-mic-1	I	-0.5 + 18	200	5	1.5	3.5	20n	Q	100	100	T → Q	225	225	SCL 4042 B	Spr	I	-0.5 + 20	200	5	1.5	3.5		Q	100	100	T → Q	275	275	
						10	3	7	20n	Q	50	50	T → Q	100	100						Q	40	40	T → Q	80	80					
						15	4	11	20n	Q	40	40	T → Q	80	80																
HD 14042 B	Hit	I	-0.5 + 20	200	5	1.5	3.5		Q	100	100	T → Q	275	275	TC 4042 BF	Tos	16-mic-3	I	-0.5 + 20	180	5	1.5	3.5	5n	Q	100	130	T → Q	370	400	
					10	3	7	20n	Q	50	50	T → Q	100	100							10n	Q	50	65	T → Q	150	170				
					15	4	11	20n	Q	40	40	T → Q	80	80							15n	Q	40	50	T → Q	125	140				
HEF 4042 B	Sig	I	-0.5 + 20	200	5	1.5	3.5		Q	100	100	T → Q	275	275	TC 4042 BP	Tos	16-dil-2	I	-0.5 + 20	300	5	1.5	3.5	5n	Q	100	130	T → Q	370	400	
					10	3	7	20n	Q	50	50	T → Q	100	100							10n	Q	50	65	T → Q	150	170				
					15	4	11	20n	Q	40	40	T → Q	80	80							15n	Q	40	50	T → Q	125	140				
HEF 4042 BD	Val	16-dil-4	I	-0.5 + 18	500	5	1.5	3.5	(20	Q	60	60	D → Q	95	85	V 4042 D	Mkm	16-dil-1	I	-0.5 + 18	300	5	1.5	3.5	30	Q	(200	(200	D → Q	(220	(220
						10	3	7	(40	Q	30	30	D → Q	40	40							60	Q	(100	(100	D → Q	(110	(110			
						15	4	11	(80	Q	20	20	D → Q	30	30							120	Q	(80	(80	D → Q	(80	(80			
HEF 4042 BP	Val	16-dil-1	I	-0.5 + 18	500	5	1.5	3.5	(20	Q	60	60	D → Q	95	85	4042 BDC	Fch	16-dil-4	I	-0.5 + 18	400	5	1.5	3.5	(20	Q	60	65	D → Q	99	101
						10	3	7	(40	Q	30	30	D → Q	40	40							40	Q	26	31	D → Q	44	45			
						15	4	11	(80	Q	20	20	D → Q	30	30							(80	Q	20	25	D → Q	33	33			

4042			Range Data			Identification Data										
Type	Man	B Sec. 3 Pins- Art-Nr.	T _U	U _{dd}		P _{tot} max	U _{dd}	U _{IL} *U _{NL}		U _{IH} *U _{NH}		I _{dd} typ	t _{TR} n _{styp}		t _{PD} n _{styp}	
				V min	V max			mW	V	V max	V min		μA	Pin	↓	↑
4042 BDM	Fch	16-dil-4	M	-0.5	+18	400	5	1.5	3.5	(5	Q	60	65	D -Q	99	101
							10	3	7	(10	Q	26	31	D -Q	44	45
							15	4	11	(20	Q	20	25	D -Q	33	33
4042 BFC	Fch	16-flat-1	I	-0.5	+18	400	5	1.5	3.5	(20	Q	60	65	D -Q	99	101
							10	3	7	(40	Q	26	31	D -Q	44	45
							15	4	11	(80	Q	20	25	D -Q	33	33
4042 BFM	Fch	16-flat-1	M	-0.5	+18	400	5	1.5	3.5	(5	Q	60	65	D -Q	99	101
							10	3	7	(10	Q	26	31	D -Q	44	45
							15	4	11	(20	Q	20	25	D -Q	33	33
4042 BPC	Fch	16-dil-1	I	-0.5	+18	400	5	1.5	3.5	(20	Q	60	65	D -Q	99	101
							10	3	7	(40	Q	26	31	D -Q	44	45
							15	4	11	(80	Q	20	25	D -Q	33	33
4042 DIE1	Sgs	chip	I	-0.5	+18	200	5	1.5	3.5	20n	Q	100	100	T -Q	225	225
							10	3	7	20n	Q	50	50	T -Q	100	100
							15	4	11	20n	Q	40	40	T -Q	80	80
μPD 4042 BC	Nec	16-dil-2	I	-0.5	+18	200	5	1.5	3.5	10n	Q	100	100	T -Q	150	150
							10	3	7	20n	Q	50	50	T -Q	75	75
							15	4	11	40n	Q	40	40	T -Q	50	50
μPD 4042 BG	Nec	16-mic-1	I	-0.5	+18	200	5	1.5	3.5	10n	Q	100	100	T -Q	150	150
							10	3	7	20n	Q	50	50	T -Q	75	75
							15	4	11	40n	Q	40	40	T -Q	50	50

4043

Quad NOR R-S Latch



strobe	S	R	Function
L	X	X	Q = Z
H	L	L	-
H	L	H	Q = L
H	H	L	Q = H
H	H	H	Q = H

4043			Range Data			Identification Data										
Type	Man	B Sec. 3 Pins- Art-Nr.	T _U	U _{dd}		P _{tot} max	U _{dd}	U _{IL} *U _{NL}		U _{IH} *U _{NH}		I _{dd} typ	t _{TR} n _{styp}		t _{PD} n _{styp}	
				V min	V max			mW	V	V max	V min		μA	Pin	↓	↑
CD 4043 AD	Rca	16-dil-5	M	-0.5	+15	200	5	1.5	1.5	5n	Q	100	100	R/S -Q	175	175
							10	*3	*3	5n	Q	50	50	R/S -Q	75	75
CD 4043 AE	Rca	16-dil-1	I	-0.5	+15	200	5	1.5	1.5	10n	Q	100	100	R/S -Q	175	175
							10	*3	*3	20n	Q	50	50	R/S -Q	75	75

4043				Range Data			Identification Data						4043				Range Data			Identification Data															
Type	Man	B Sec. 3 Pins-Art-Nr.	TU	U _{dd}		P _{tot} max	U _{dd}	U _{JL}	U _{JH}	I _{dd} typ	t _{TR} n _{styp}		t _{PD} n _{styp}		Type	Man	B Sec. 3 Pins-Art-Nr.	TU	U _{dd}		P _{tot} max	U _{dd}	U _{JL}	U _{JH}	I _{dd} typ	t _{TR} n _{styp}		t _{PD} n _{styp}							
				V min	V max			mW	V		V max	V min	μA	Pin					↓	↑			Pin	↓		↑	V min	V max	mW	V	V max	V min	μA	Pin	↓
CD 4043 AF	Rca	16-dil-4	M	-0.5	+15	200	5	*1.5	*1.5	5n	Q	100	100	R/S-Q	175	175	CD 4043 BMJ	Nsc	16-dil-4	M	-0.5	+18	500	5	1.5	3.5	10n	Q	100	100	R/S-Q	175	175		
							10	*3	*3	5n	Q	50	50	R/S-Q	75	75								10	3	7	10n	Q	50	50	R/S-Q	75	75		
																							15	4	11	20n	Q	40	40	R/S-Q	60	60			
CD 4043 AH	Rca	chip	M	-0.5	+15		5	*1.5	*1.5	5n	Q	100	100	R/S-Q	175	175	CD 4043 BMW	Nsc	16-flat-1	M	-0.5	+18		5	1.5	3.5	10n	Q	100	100	R/S-Q	175	175		
							10	*3	*3	5n	Q	50	50	R/S-Q	75	75							10	3	7	10n	Q	50	50	R/S-Q	75	75			
																							15	4	11	20n	Q	40	40	R/S-Q	60	60			
CD 4043 AK	Rca	16-flat-1	M	-0.5	+15	200	5	*1.5	*1.5	5n	Q	100	100	R/S-Q	175	175	HCC4043 BD	Sgs	16-dil-5	M	-0.5	+20	200	5	1.5	3.5	20n	Q	100	100	R/S-Q	150	150		
							10	*3	*3	5n	Q	50	50	R/S-Q	75	75							10	3	7	20n	Q	50	50	R/S-Q	70	70			
																							15	4	11	20n	Q	40	40	R/S-Q	60	60			
CD 4043 BCJ	Nsc	16-dil-4	I	-0.5	+18	500	5	1.5	3.5	10n	Q	100	100	R/S-Q	175	175	HCC4043 BF	Sgs	16-dil-4	M	-0.5	+20	200	5	1.5	3.5	20n	Q	100	100	R/S-Q	150	150		
							10	3	7	10n	Q	50	50	R/S-Q	75	75							10	3	7	20n	Q	50	50	R/S-Q	70	70			
																							15	4	11	20n	Q	40	40	R/S-Q	60	60			
CD 4043 BCM	Nsc	16-mic-1	I	-0.5	+18	500	5	1.5	3.5	10n	Q	100	100	R/S-Q	175	175	HCC4043 BK	Sgs	16-flat-1	M	-0.5	+20	200	5	1.5	3.5	20n	Q	100	100	R/S-Q	150	150		
							10	3	7	10n	Q	50	50	R/S-Q	75	75							10	3	7	20n	Q	50	50	R/S-Q	70	70			
																							15	4	11	20n	Q	40	40	R/S-Q	60	60			
CD 4043 BCN	Nsc	16-dil-1	I	-0.5	+18	700	5	1.5	3.5	10n	Q	100	100	R/S-Q	175	175	HCF4043 BE	Sgs	16-dil-1	I	-0.5	+18	200	5	1.5	3.5	20n	Q	100	100	R/S-Q	150	150		
							10	3	7	10n	Q	50	50	R/S-Q	75	75							10	3	7	20n	Q	50	50	R/S-Q	70	70			
																							15	4	11	20n	Q	40	40	R/S-Q	60	60			
CD 4043 BD	Rca	16-dil-5	M	-0.5	+20	200	5	1.5	3.5	20n	Q	100	100	R/S-Q	150	150	HCF4043 BF	Sgs	16-dil-4	I	-0.5	+18	200	5	1.5	3.5	20n	Q	100	100	R/S-Q	150	150		
							10	3	7	20n	Q	50	50	R/S-Q	70	70							10	3	7	20n	Q	50	50	R/S-Q	70	70			
																							15	4	11	20n	Q	40	40	R/S-Q	60	60			
CD 4043 BE	Rca	16-dil-1	I	-0.5	+20	200	5	1.5	3.5	20n	Q	100	100	R/S-Q	150	150	HCF4043 BM	Sgs	16-mic-1	I	-0.5	+18	200	5	1.5	3.5	20n	Q	100	100	R/S-Q	150	150		
							10	3	7	20n	Q	50	50	R/S-Q	70	70							10	3	7	20n	Q	50	50	R/S-Q	70	70			
																							15	4	11	20n	Q	40	40	R/S-Q	60	60			
CD 4043 BF	Rca	16-dil-4	M	-0.5	+20	200	5	1.5	3.5	20n	Q	100	100	R/S-Q	150	150	HD 14043 B	Hit		I	-0.5	+20	200	5	1.5	3.5		Q	100	100	S-Q	150	150		
							10	3	7	20n	Q	50	50	R/S-Q	70	70							15	4	11		Q	40	40	S-Q	50	50			
CD 4043 BH	Rca	chip	M	-0.5	+20		5	1.5	3.5	20n	Q	100	100	R/S-Q	150	150	HEF 4043 B	Sig		I	-0.5	+20	200	5	1.5	3.5		Q	100	100	S-Q	150	150		
							10	3	7	20n	Q	50	50	R/S-Q	70	70							15	4	11		Q	40	40	S-Q	50	50			
CD 4043 BK	Rca	16-flat-1	M	-0.5	+20	200	5	1.5	3.5	20n	Q	100	100	R/S-Q	150	150	HEF 4043 BD	Val	16-dil-4	I	-0.5	+18	500	5	1.5	3.5	(20	Q	60	60	R/S-Q	90	65		
							10	3	7	20n	Q	50	50	R/S-Q	70	70							10	3	7	(40	Q	30	30	R/S-Q	35	25			
																							15	4	11	(80	Q	20	20	R/S-Q	25	15			
CD 4043 BMD	Nsc	16-dil-5	M	-0.5	+18	500	5	1.5	3.5	10n	Q	100	100	R/S-Q	175	175	HEF 4043 BP	Val	16-dil-1	I	-0.5	+18	500	5	1.5	3.5	(20	Q	60	60	R/S-Q	90	65		
							10	3	7	10n	Q	50	50	R/S-Q	75	75							10	3	7	(40	Q	30	30	R/S-Q	35	25			
																							15	4	11	(80	Q	20	20	R/S-Q	25	15			

4043			Range Data			Identification Data						4043			Range Data			Identification Data																					
Type	Man	B Sec. 3 Pins- Art-Nr.	TU	U _{dd}		P _{tot} max	U _{dd}	U _{IL}	U _{IH}	I _{dd} typ	t _{TR} n _{styp}			t _{PD} n _{styp}			Type	Man	B Sec. 3 Pins- Art-Nr.	TU	U _{dd}		P _{tot} max	U _{dd}	U _{IL}	U _{IH}	I _{dd} typ	t _{TR} n _{styp}			t _{PD} n _{styp}								
				V min	V max			V max	V min		μA	Pin ↓	↑	Pin ↑	↓	↑					V min	V max			mW	V		V max	V min	μA	Pin ↓	↑	Pin ↑	↓	↑				
HEF4043 BT	Val	16-mic-1	I	-0.5	+18	400	5	1.5	3.5	(20	Q	60	60	R/S-Q	90	65	4043 BFM	Fch	16-flat-1	M	-0.5	+18	400	5	1.5	3.5	(5	Q	60	60	R/S-Q	75	80						
							10	3	7	(40	Q	30	30	R/S-Q	35	25									10	3	7	(10	Q	30	30	R/S-Q	25	30					
							15	4	11	(80	Q	20	20	R/S-Q	25	15									15	4	11	(20	Q	20	20	R/S-Q	20	24					
M4043 BP	Mit		I	-0.5	+20	200	5	1.5	3.5		Q	100	100	S-Q	150	150	4043 BPC	Fch	16-dil-1	I	-0.5	+18	400	5	1.5	3.5	(20	Q	60	60	R/S-Q	75	80						
							15	4	11		Q	40	40	S-Q	50	50									10	3	7	(40	Q	30	30	R/S-Q	25	30					
																								15	4	11	(80	Q	20	20	R/S-Q	20	24						
MC14043 BAL	Mot	16-dil-4	M	-0.5	+18	500	5	1.5	3.5	2n	Q	100	100	R/S-Q	175	175	4043 DIE1	Sgs	chip	I	-0.5	+18	200	5	1.5	3.5	20n	Q	100	100	R/S-Q	150	150						
							10	3	7	4n	Q	50	50	R/S-Q	75	75								10	3	7	20n	Q	50	50	R/S-Q	70	70						
							15	4	11	6n	Q	40	40	R/S-Q	60	60								15	4	11	20n	Q	40	40	R/S-Q	50	50						
MC14043 BCL	Mot	16-dil-4	I	-0.5	+18	500	5	1.5	3.5	2n	Q	100	100	R/S-Q	175	175	μPD 4043 BC	Nec	16-dil-2	I	-0.5	+20	200	5	1.5	3.5	20n	Q	100	100	R-Q	150	150						
							10	3	7	4n	Q	50	50	R/S-Q	75	75								10	3	7	20n	Q	50	50	R-Q	70	70						
							15	4	11	6n	Q	40	40	R/S-Q	60	60								15	4	11	20n	Q	40	40	R-Q	50	50						
MC14043 BCP	Mot	16-dil-1	I	-0.5	+18	500	5	1.5	3.5	2n	Q	100	100	R/S-Q	175	175																							
							10	3	7	4n	Q	50	50	R/S-Q	75	75																							
							15	4	11	6n	Q	40	40	R/S-Q	60	60																							
MN4043 B	Mat		I	-0.5	+20	200	5	1.5	3.5		Q	100	100	S-Q	150	150																							
							15	4	11		Q	40	40	S-Q	50	50																							
MSM4043 B	Oki		I	-0.5	+20	200	5	1.5	3.5		Q	100	100	S-Q	150	150																							
							15	4	11		Q	40	40	S-Q	50	50																							
SCL4043 B	Spr		I	-0.5	+20	200	5	1.5	3.5		Q	100	100	S-Q	150	150																							
							15	4	11		Q	40	40	S-Q	50	50																							
TC4043 BP	Tos	16-dil-2	I	-0.5	+20	300	5	1.5	3.5	2n	Q	80	80	R-Q	150	150																							
							10	3	7	4n	Q	50	50	R-Q	60	60																							
							15	4	11	8n	Q	40	40	R-Q	40	40																							
4043 BDC	Fch	16-dil-4	I	-0.5	+18	400	5	1.5	3.5	(20	Q	60	60	R/S-Q	75	80																							
							10	3	7	(40	Q	30	30	R/S-Q	25	30																							
							15	4	11	(80	Q	20	20	R/S-Q	20	24																							
4043 BDM	Fch	16-dil-4	M	-0.5	+18	400	5	1.5	3.5	(5	Q	60	60	R/S-Q	75	80																							
							10	3	7	(10	Q	30	30	R/S-Q	25	30																							
							15	4	11	(20	Q	20	20	R/S-Q	20	24																							
4043 BFC	Fch	16-flat-1	I	-0.5	+18	400	5	1.5	3.5	(20	Q	60	60	R/S-Q	75	80																							
							10	3	7	(40	Q	30	30	R/S-Q	25	30																							
							15	4	11	(80	Q	20	20	R/S-Q	20	24																							

4044		Quad NAND R-S Latch		4044			Range Data			Identification Data																																																																																																		
				Type	Man	B Sec. 3 Pins- Art-Nr.	T _U	U _{dd}		P _{tot} max	U _{dd}	U _{IL} *U _{NL}	U _{IH} *U _{NH}	I _{dd} typ	t _{TR} n _{styp}		t _{PD} n _{styp}																																																																																											
							V _{min}	V _{max}	mW	V	V _{max}	V _{min}	μA	Pin	↓	↑	Pin → Pin	↓	↑																																																																																									
				CD 4044 AF	Rca	16-dil-4	M	-0.5	+15	200	5 10	*1.5 *3	*1.5 *3	5n 5n	Q Q	100 50	100 50	R/S R/S	-Q -Q	175 75	175 75																																																																																							
				CD 4044 AH	Rca	chip	M	-0.5	+15	5 10	*1.5 *3	*1.5 *3	5n 5n	Q Q	100 50	100 50	R/S R/S	-Q -Q	175 75	175 75																																																																																								
<table border="1"> <thead> <tr> <th>strobe</th> <th>S</th> <th>R</th> <th>Function</th> </tr> </thead> <tbody> <tr> <td>L</td> <td>X</td> <td>X</td> <td>Q=Z</td> </tr> <tr> <td>H</td> <td>L</td> <td>L</td> <td>Q=L</td> </tr> <tr> <td>H</td> <td>L</td> <td>H</td> <td>Q=H</td> </tr> <tr> <td>H</td> <td>H</td> <td>L</td> <td>Q=L</td> </tr> <tr> <td>H</td> <td>H</td> <td>H</td> <td>-</td> </tr> </tbody> </table>				strobe	S	R	Function	L	X	X	Q=Z	H	L	L	Q=L	H	L	H	Q=H	H	H	L	Q=L	H	H	H	-	CD 4044 AK	Rca	16-flat-1	M	-0.5	+15	200	5 10	*1.5 *3	*1.5 *3	5n 5n	Q Q	100 50	100 50	R/S R/S	-Q -Q	175 75	175 75																																																															
				strobe	S	R	Function																																																																																																					
L	X	X	Q=Z																																																																																																									
H	L	L	Q=L																																																																																																									
H	L	H	Q=H																																																																																																									
H	H	L	Q=L																																																																																																									
H	H	H	-																																																																																																									
CD 4044 BCJ	Nsc	16-dil-4	I	-0.5	+18	500	5 15	1.5 3	3.5 7	10n 10n	Q Q	100 50	100 50	R/S R/S	-Q -Q	175 75	175 75	175 60	175 60																																																																																									
<table border="1"> <thead> <tr> <th>4044</th> <th colspan="3">Range Data</th> <th colspan="6">Identification Data</th> </tr> <tr> <th>Type</th> <th>Man</th> <th>B Sec. 3 Pins- Art-Nr.</th> <th>T_U</th> <th colspan="2">U_{dd}</th> <th>P_{tot} max</th> <th>U_{dd}</th> <th>U_{IL} *U_{NL}</th> <th>U_{IH} *U_{NH}</th> <th>I_{dd} typ</th> <th colspan="2">t_{TR} n_{styp}</th> <th colspan="2">t_{PD} n_{styp}</th> </tr> <tr> <th colspan="2"></th> <th colspan="2"></th> <th></th> <th></th> <th></th> <th>V_{min}</th> <th>V_{max}</th> <th>mW</th> <th>V</th> <th>V_{max}</th> <th>V_{min}</th> <th>μA</th> <th>Pin</th> <th>↓</th> <th>↑</th> <th>Pin → Pin</th> <th>↓</th> <th>↑</th> </tr> </thead> <tbody> <tr> <td>CD 4044 AD</td> <td>Rca</td> <td>16-dil-5</td> <td>M</td> <td>-0.5</td> <td>+15</td> <td>200</td> <td>5 10</td> <td>*1.5 *3</td> <td>*1.5 *3</td> <td>5n 5n</td> <td>Q Q</td> <td>100 50</td> <td>100 50</td> <td>R/S R/S</td> <td>-Q -Q</td> <td>175 75</td> <td>175 75</td> <td>175 75</td> <td>175 75</td> </tr> <tr> <td>CD 4044 AE</td> <td>Rca</td> <td>16-dil-1</td> <td>I</td> <td>-0.5</td> <td>+15</td> <td>200</td> <td>5 10</td> <td>*1.5 *3</td> <td>*1.5 *3</td> <td>10n 20n</td> <td>Q Q</td> <td>100 50</td> <td>100 50</td> <td>R/S R/S</td> <td>-Q -Q</td> <td>175 75</td> <td>175 75</td> <td>175 75</td> <td>175 75</td> </tr> </tbody> </table>				4044	Range Data			Identification Data						Type	Man	B Sec. 3 Pins- Art-Nr.	T _U	U _{dd}		P _{tot} max	U _{dd}	U _{IL} *U _{NL}	U _{IH} *U _{NH}	I _{dd} typ	t _{TR} n _{styp}		t _{PD} n _{styp}									V _{min}	V _{max}	mW	V	V _{max}	V _{min}	μA	Pin	↓	↑	Pin → Pin	↓	↑	CD 4044 AD	Rca	16-dil-5	M	-0.5	+15	200	5 10	*1.5 *3	*1.5 *3	5n 5n	Q Q	100 50	100 50	R/S R/S	-Q -Q	175 75	175 75	175 75	175 75	CD 4044 AE	Rca	16-dil-1	I	-0.5	+15	200	5 10	*1.5 *3	*1.5 *3	10n 20n	Q Q	100 50	100 50	R/S R/S	-Q -Q	175 75	175 75	175 75	175 75	CD 4044 BCM	Nsc	16-mic-1	I	-0.5	+18	500	5 15	1.5 3	3.5 7	10n 10n	Q Q	100 50	100 50	R/S R/S	-Q -Q	175 75	175 75	175 60	175 60
				4044	Range Data			Identification Data																																																																																																				
Type	Man	B Sec. 3 Pins- Art-Nr.	T _U	U _{dd}		P _{tot} max	U _{dd}	U _{IL} *U _{NL}	U _{IH} *U _{NH}	I _{dd} typ	t _{TR} n _{styp}		t _{PD} n _{styp}																																																																																															
							V _{min}	V _{max}	mW	V	V _{max}	V _{min}	μA	Pin	↓	↑	Pin → Pin	↓	↑																																																																																									
CD 4044 AD	Rca	16-dil-5	M	-0.5	+15	200	5 10	*1.5 *3	*1.5 *3	5n 5n	Q Q	100 50	100 50	R/S R/S	-Q -Q	175 75	175 75	175 75	175 75																																																																																									
CD 4044 AE	Rca	16-dil-1	I	-0.5	+15	200	5 10	*1.5 *3	*1.5 *3	10n 20n	Q Q	100 50	100 50	R/S R/S	-Q -Q	175 75	175 75	175 75	175 75																																																																																									
CD 4044 BCN	Nsc	16-dil-1	I	-0.5	+18	700	5 15	1.5 3	3.5 7	10n 10n	Q Q	100 50	100 50	R/S R/S	-Q -Q	175 75	175 75	175 60	175 60																																																																																									
CD 4044 BD	Rca	16-dil-5	M	-0.5	+20	200	5 15	1.5 3	3.5 7	20n 20n	Q Q	100 50	100 50	R/S R/S	-Q -Q	150 70	150 70	150 50	150 50																																																																																									
CD 4044 BE	Rca	16-dil-1	I	-0.5	+20	200	5 10 15	1.5 3 4	3.5 7 11	20n 20n 20n	Q Q Q	100 50 40	100 50 40	R/S R/S R/S	-Q -Q -Q	150 70 50	150 70 50	150 70 50	150 70 50																																																																																									
CD 4044 BF	Rca	16-dil-4	M	-0.5	+20	200	5 10 15	1.5 3 4	3.5 7 11	20n 20n 20n	Q Q Q	100 50 40	100 50 40	R/S R/S R/S	-Q -Q -Q	150 70 50	150 70 50	150 70 50	150 70 50																																																																																									
CD 4044 BH	Rca	chip	M	-0.5	+20	200	5 10 15	1.5 3 4	3.5 7 11	20n 20n 20n	Q Q Q	100 50 40	100 50 40	R/S R/S R/S	-Q -Q -Q	150 70 50	150 70 50	150 70 50	150 70 50																																																																																									
CD 4044 BK	Rca	16-flat-1	M	-0.5	+20	200	5 10 15	1.5 3 4	3.5 7 11	20n 20n 20n	Q Q Q	100 50 40	100 50 40	R/S R/S R/S	-Q -Q -Q	150 70 50	150 70 50	150 70 50	150 70 50																																																																																									
CD 4044 BMD	Nsc	16-dil-5	M	-0.5	+18	500	5 10 15	1.5 3 4	3.5 7 11	10n 10n 10n	Q Q Q	100 50 40	100 50 40	R/S R/S R/S	-Q -Q -Q	175 75 60	175 75 60	175 75 60	175 75 60																																																																																									

4044			Range Data			Identification Data						4044			Range Data			Identification Data															
Type	Man	B Sec. 3 Pins- Art-Nr.	TU	U _{dd}		P _{tot} max	U _{dd}	U _{IL}	U _{IH}	I _{dd} typ	t _{TR}			t _{PD}			Type	Man	B Sec. 3 Pins- Art-Nr.	TU	U _{dd}		P _{tot} max	U _{dd}	U _{IL}	U _{IH}	I _{dd} typ	t _{TR}			t _{PD}		
				V min	V max			V	V max		V min	μA	Pin	↓	↑	Pin					↓	↑			V min	V max		mW	V	V max	V min	μA	Pin
CD 4044 BMJ	Nsc	16-dil-4	M	-0.5 +18	500	5	1.5	3.5	10n	Q	100	100	R/S-Q	175	175	HEF 4044 BT	Val	16-mic-1	I	-0.5 +18	400	5	1.5	3.5	(20	Q	60	60	R/S-Q	90	90		
						10	3	7	10n	Q	50	50	R/S-Q	75	75							Q	30	30	R/S-Q	40	40						
						15	4	11	20n	Q	40	40	R/S-Q	60	60							Q	20	20	R/S-Q	30	30						
CD 4044 BMW	Nsc	16-flat-1	M	-0.5 +18	5	1.5	3.5	10n	Q	100	100	R/S-Q	175	175	M 4044 BP	Mit	I	-0.5 +20	200	5	1.5	3.5		Q	100	100	S-Q	150	150				
						10	3	7	10n	Q	50	50	R/S-Q	75						75	Q	40	40	S-Q	50	50							
						15	4	11	20n	Q	40	40	R/S-Q	60						60													
HCC 4044 BD	Sgs	16-dil-5	M	-0.5 +20	200	5	1.5	3.5	20n	Q	100	100	R/S-Q	150	150	MC 14044 BAL	Mot	16-dil-4	M	-0.5 +18	500	5	1.5	3.5	2n	Q	100	100	R/S-Q	175	175		
						10	3	7	20n	Q	50	50	R/S-Q	70	70							4n	Q	50	50	R/S-Q	75	75					
						15	4	11	20n	Q	40	40	R/S-Q	50	50							6n	Q	40	40	R/S-Q	60	60					
HCC 4044 BF	Sgs	16-dil-4	M	-0.5 +20	200	5	1.5	3.5	20n	Q	100	100	R/S-Q	150	150	MC 14044 BCL	Mot	16-dil-4	I	-0.5 +18	500	5	1.5	3.5	2n	Q	100	100	R/S-Q	175	175		
						10	3	7	20n	Q	50	50	R/S-Q	70	70							4n	Q	50	50	R/S-Q	75	75					
						15	4	11	20n	Q	40	40	R/S-Q	50	50							6n	Q	40	40	R/S-Q	60	60					
HCC 4044 BK	Sgs	16-flat-1	M	-0.5 +20	200	5	1.5	3.5	20n	Q	100	100	R/S-Q	150	150	MC 14044 BCP	Mot	16-dil-1	I	-0.5 +18	500	5	1.5	3.5	2n	Q	100	100	R/S-Q	175	175		
						10	3	7	20n	Q	50	50	R/S-Q	70	70							4n	Q	50	50	R/S-Q	75	75					
						15	4	11	20n	Q	40	40	R/S-Q	50	50							6n	Q	40	40	R/S-Q	60	60					
HCF 4044 BE	Sgs	16-dil-1	I	-0.5 +18	200	5	1.5	3.5	20n	Q	100	100	R/S-Q	150	150	MN 4044 B	Mat	I	-0.5 +20	200	5	1.5	3.5		Q	100	100	S-Q	150	150			
						10	3	7	20n	Q	50	50	R/S-Q	70	70						Q	40	40	S-Q	50	50							
						15	4	11	20n	Q	40	40	R/S-Q	50	50																		
HCF 4044 BF	Sgs	16-dil-4	I	-0.5 +18	200	5	1.5	3.5	20n	Q	100	100	R/S-Q	150	150	MSM 4044 B	Oki	I	-0.5 +20	200	5	1.5	3.5		Q	100	100	S-Q	150	150			
						10	3	7	20n	Q	50	50	R/S-Q	70	70						Q	40	40	S-Q	50	50							
						15	4	11	20n	Q	40	40	R/S-Q	50	50																		
HCF 4044 BM	Sgs	16-mic-1	I	-0.5 +18	200	5	1.5	3.5	20n	Q	100	100	R/S-Q	150	150	SCL 4044 B	Spr	I	-0.5 +20	200	5	1.5	3.5		Q	100	100	S-Q	150	150			
						10	3	7	20n	Q	50	50	R/S-Q	70	70						Q	40	40	S-Q	50	50							
						15	4	11	20n	Q	40	40	R/S-Q	50	50																		
HD 14044 B	Hit	I	-0.5 +20	200	5	1.5	3.5		Q	100	100	S-Q	150	150	TC 4044 BF	Tos	16-mic-3	I	-0.5 +20	180	5	1.5	3.5	2n	Q	100	130	R-Q	180	230			
					10	3	7	20n	Q	50	50	R/S-Q	70	70							4n	Q	50	65	R-Q	90	110						
					15	4	11	20n	Q	40	40	R/S-Q	50	50							8n	Q	40	50	R-Q	60	75						
HEF 4044 B	Sig	I	-0.5 +20	200	5	1.5	3.5		Q	100	100	S-Q	150	150	TC 4044 BP	Tos	16-dil-2	I	-0.5 +20	300	5	1.5	3.5	2n	Q	100	130	R-Q	180	230			
					10	3	7	20n	Q	50	50	R/S-Q	70	70							4n	Q	50	65	R-Q	90	110						
					15	4	11	20n	Q	40	40	R/S-Q	50	50							8n	Q	40	50	R-Q	60	75						
HEF 4044 BD	Val	16-dil-4	I	-0.5 +18	500	5	1.5	3.5	(20	Q	60	60	R/S-Q	90	90	V 4044 D	Mkm	16-dil-1	I	-0.5 +18	300	5	1.5	3.5	30	Q	(200	(200	R/S-Q	(300	(300		
						10	3	7	(40	Q	30	30	R/S-Q	40	40							60	Q	(100	(100	R/S-Q	(140	(140					
						15	4	11	(80	Q	20	20	R/S-Q	30	30							120	Q	(80	(80	R/S-Q	(100	(100					
HEF 4044 BP	Val	16-dil-1	I	-0.5 +18	500	5	1.5	3.5	(20	Q	60	60	R/S-Q	90	90	4044 BDC	Fch	16-dil-4	I	-0.5 +18	400	5	1.5	3.5	(20	Q	60	60	R/S-Q	70	70		
						10	3	7	(40	Q	30	30	R/S-Q	40	40							Q	30	30	R/S-Q	30	30						
						15	4	11	(80	Q	20	20	R/S-Q	30	30							(80	Q	20	20	R/S-Q	20	24					

4044			Range Data			Identification Data						4045	21-Stage Counter							
Type	Man	B Sec. 3 Pins- Art-Nr.	T _U	U _{dd}		P _{tot} max	U _{dd}	U _{I/L} *U _{NH}		I _{dd} typ	t _{TR} n _s typ			t _{PD} n _s typ						
				V min	V max			mW	V		V max		V min	μA	Pin	↓	↑	Pin → Pin	↓	↑
4044 BDM	Fch	16-dil-4	M	-0.5	+18	400	5	1,5	3,5	(5	Q	60	60	R/S	-Q	70	70			
							10	3	7	(10	Q	30	30	R/S	-Q	30	30			
							15	4	11	(20	Q	20	20	R/S	-Q	20	24			
4044 BFC	Fch	16-flat-1	I	-0.5	+18	400	5	1,5	3,5	(20	Q	60	60	R/S	-Q	70	70			
							10	3	7	(40	Q	30	30	R/S	-Q	30	30			
							15	4	11	(80	Q	20	20	R/S	-Q	20	24			
4044 BFM	Fch	16-flat-1	M	-0.5	+18	400	5	1,5	3,5	(5	Q	60	60	R/S	-Q	70	70			
							10	3	7	(10	Q	30	30	R/S	-Q	30	30			
							15	4	11	(20	Q	20	20	R/S	-Q	20	24			
4044 BPC	Fch	16-dil-1	I	-0.5	+18	400	5	1,5	3,5	(20	Q	60	60	R/S	-Q	70	70			
							10	3	7	(40	Q	30	30	R/S	-Q	30	30			
							15	4	11	(80	Q	20	20	R/S	-Q	20	24			
4044 DIE1	Sgs	chip	I	-0.5	+18	200	5	1,5	3,5	20n	Q	100	100	R/S	-Q	150	150			
							10	3	7	20n	Q	50	50	R/S	-Q	70	70			
							15	4	11	20n	Q	40	40	R/S	-Q	50	50			
μPD 4044 BC	Nec	16-dil-2	I	-0.5	+20	200	5	1,5	3,5	20n	Q	100	100	R	-Q	150	150			
							10	3	7	20n	Q	50	50	R	-Q	70	70			
							15	4	11	20n	Q	40	40	R	-Q	50	50			

4045			Range Data			Identification Data											
Type	Man	B Sec. 3 Pins- Art-Nr.	T _U	U _{dd}		P _{tot} max	U _{dd}	U _{I/L} *U _{NH}		I _{dd} typ	t _{TR} n _s typ			t _{PD} n _s typ			
				V min	V max			mW	V		V max	V min	μA	Pin	↓	↑	Pin → Pin
CD 4045 AD	Rca	16-dil-5	M	-0.5	+15	200	5	*1,5	*1,5	0,5	Q	450	450	T	-Q	2200	2200
							10	*3	*3	1	Q	375	375	T	-Q	1200	1200
CD 4045 AE	Rca	16-dil-1	I	-0.5	+15	200	5	*1,5	*1,5	1	Q	450	450	T	-Q	2200	2200
							10	*3	*3	2	Q	375	375	T	-Q	1200	1200
CD 4045 AF	Rca	16-dil-4	M	-0.5	+15	200	5	*1,5	*1,5	0,5	Q	450	450	T	-Q	2200	2200
							10	*3	*3	1	Q	375	375	T	-Q	1200	1200
CD 4045 AH	Rca	chip	M	-0.5	+15		5	*1,5	*1,5	0,5	Q	450	450	T	-Q	2200	2200
							10	*3	*3	1	Q	375	375	T	-Q	1200	1200

4045			Range Data			Identification Data							4045			Range Data			Identification Data																		
Type	Man	B Sec. 3 Pins- Art-Nr.	TU	U _{dd}		P _{tot} max	U _{dd}	U _{IL}	U _{IH}	I _{dd} typ	I _{TR} n _{styp}			I _{PD} n _{styp}			Type	Man	B Sec. 3 Pins- Art-Nr.	TU	U _{dd}		P _{tot} max	U _{dd}	U _{IL}	U _{IH}	I _{dd} typ	I _{TR} n _{styp}			I _{PD} n _{styp}						
				V min	V max			V	V max		V min	μA	Pin	↓	↑	Pin					↓	↑			V min	V max		mW	V	V max	V min	μA	Pin	↓	↑	Pin	↓
CD 4045 AK	Rca	16-flat-1	M	-0.5	+15	200	5	*1.5	*1.5	0.5	Q	450	450	T-Q	2200	2200	4045 BDM	Fch	16-dil-4	M	-0.5	+18	400	5	1.5	3.5	40n	Q	25	25	T-Q	2200	2200				
CD 4045 BD	Rca	16-dil-5	M	-0.5	+20	200	10	*3	*3	1	Q	375	375	T-Q	1200	1200									15	4			11	4045 BFC	Fch	16-flat-1	I	-0.5	+18	400	5
CD 4045 BE	Rca	16-dil-1	I	-0.5	+20	200	15	4	11	40n	Q	10	10	T-Q	650	650	15	4	11	4045 BFM	Fch	16-flat-1	M	-0.5	+18	400	5	1.5	3.5								
CD 4045 BF	Rca	16-dil-4	M	-0.5	+20	200	15	4	11	40n	Q	10	10	T-Q	650	650	15	4	11									4045 BPC	Fch	16-dil-1	I	-0.5	+18	400	5	1.5	3.5
CD 4045 BH	Rca	chip	M	-0.5	+20	200	10	3	7	40n	Q	13	13	T-Q	900	900	15	4	11	4045 DIE1	Sgs	chip	I	-0.5	+18	200	5									1.5	3.5
CD 4045 BK	Rca	16-flat-1	M	-0.5	+20	200	15	4	11	40n	Q	10	10	T-Q	650	650	15	4	11									40n	Q	10	10	T-Q	650	650	40n	Q	13
HCC 4045 BD	Sgs	16-dil-5	M	-0.5	+20	200	15	4	11	40n	Q	10	10	T-Q	650	650	40n	Q	10	10	T-Q	650	650	40n	Q	10	10	T-Q	650	650	40n	Q	10	10	T-Q	650	650
HCC 4045 BF	Sgs	16-dil-4	M	-0.5	+20	200	15	4	11	40n	Q	10	10	T-Q	650	650	40n	Q	10	10	T-Q	650	650	40n	Q	10	10	T-Q	650	650	40n	Q	10	10	T-Q	650	650
HCC 4045 BK	Sgs	16-flat-1	M	-0.5	+20	200	15	4	11	40n	Q	10	10	T-Q	650	650	40n	Q	10	10	T-Q	650	650	40n	Q	10	10	T-Q	650	650	40n	Q	10	10	T-Q	650	650
HCF 4045 BE	Sgs	16-dil-1	I	-0.5	+18	200	15	4	11	40n	Q	10	10	T-Q	650	650	40n	Q	10	10	T-Q	650	650	40n	Q	10	10	T-Q	650	650	40n	Q	10	10	T-Q	650	650
HCF 4045 BF	Sgs	16-dil-4	I	-0.5	+18	200	15	4	11	40n	Q	10	10	T-Q	650	650	40n	Q	10	10	T-Q	650	650	40n	Q	10	10	T-Q	650	650	40n	Q	10	10	T-Q	650	650
4045 BDC	Fch	16-dil-4	I	-0.5	+18	400	15	4	11	40n	Q	10	10	T-Q	650	650	40n	Q	10	10	T-Q	650	650	40n	Q	10	10	T-Q	650	650	40n	Q	10	10	T-Q	650	650

4046		PLL (phase-locked loop)							4046			Range Data			Identification Data															
Type	Man	B Sec. 3 Pins- Art-Nr.	TU	U _{dd}		P _{tot} max mW	U _{dd} V	U _{IL} *U _{NL} V max	U _{IH} *U _{NH} V min	I _{dd} typ μA	t _{TR} ns _{typ}		t _{PD} ns _{typ}																	
				V min	V max						Pin ↓	↑	Pin ↓	↑																
														CD 4046 AH	Rca	chip	M	-0.5	+15				5 10 15				5 25 50	Q Q Q	75 50 40	75 50 40
CD 4046 AK	Rca	16-flat-1	M	-0.5	+15					5 10 15				5 25 50	Q Q Q	75 50 40	75 50 40													
CD 4046 BCJ	Nsc	16-dil-4	I	-0.5	+18	500	5 10 15	1.5 3 4	3.5 7 11	5n 10n 15n	Q Q Q	90 50 45	90 50 45																	
CD 4046 BCN	Nsc	16-dil-1	I	-0.5	+18	700	5 10 15	1.5 3 4	3.5 7 11	5n 10n 15n	Q Q Q	90 50 45	90 50 45																	
CD 4046 BCWM	Nsc	16-mic-2	I	-0.5	+18	500	5 10 15	1.5 3 4	3.5 7 11	5n 10n 15n	Q Q Q	90 50 45	90 50 45																	
CD 4046 BD	Rca	16-dil-5	M	-0.5	+20	500	5 10 15	1.5 3 4	3.5 7 11		Q Q Q	100 50 40	100 50 40	14 -13 14 -13 14 -13	225 100 65	350 150 100														
CD 4046 BE	Rca	16-dil-1	I	-0.5	+20	500	5 10 15	1.5 3 4	3.5 7 11		Q Q Q	100 50 40	100 50 40	14 -13 14 -13 14 -13	225 100 65	350 150 100														
CD 4046 BF	Rca	16-dil-4	M	-0.5	+20	500	5 10 15	1.5 3 4	3.5 7 11		Q Q Q	100 50 40	100 50 40	14 -13 14 -13 14 -13	225 100 65	350 150 100														
CD 4046 AD	Rca	16-dil-5	M	-0.5	+15	200	5 10 15			5 25 50	Q Q Q	75 50 40	75 50 40																	
CD 4046 AE	Rca	16-dil-1	I	-0.5	+15	200	5 10 15			5 25 50	Q Q Q	75 50 40	75 50 40																	
CD 4046 AF	Rca	16-dil-4	M	-0.5	+15	200	5 10 15			5 25 50	Q Q Q	75 50 40	75 50 40																	
CD 4046 BH	Rca	chip	M	-0.5	+20					5 10 15	Q Q Q	100 50 40	100 50 40	14 -13 14 -13 14 -13	225 100 65	350 150 100														
CD 4046 BK	Rca	16-flat-1	M	-0.5	+20	500	5 10 15	1.5 3 4	3.5 7 11		Q Q Q	100 50 40	100 50 40	14 -13 14 -13 14 -13	225 100 65	350 150 100														
CD 4046 BMD	Nsc	16-dil-5	M	-0.5	+18	500	5 10 15	1.5 3 4	3.5 7 11	5n 10n 15n	Q Q Q	90 50 45	90 50 45																	

U_{IL}/U_{IH} = For control inputs only

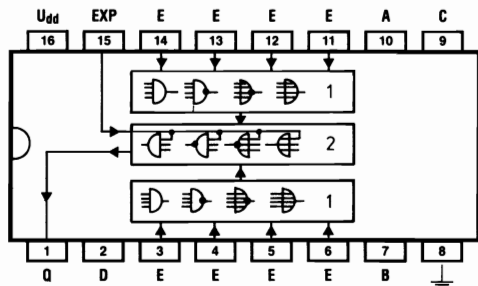
4046				Range Data			Identification Data						4046				Range Data			Identification Data												
Type	Man	B Sec. 3 Pins- Art-Nr	TU	U _{dd}		P _{tot} max	U _{dd}	U _{IL}	U _{IH}	I _{dd} typ	I _{TR} n _s typ		I _{PD} n _s typ		Type	Man	B Sec. 3 Pins- Art-Nr	TU	U _{dd}		P _{tot} max	U _{dd}	U _{IL}	U _{IH}	I _{dd} typ	I _{TR} n _s typ		I _{PD} n _s typ				
				V min	V max			mW	V		V max	V min	μA	Pin					↓	↑			Pin	↓		↑	V	V max	V min	μA	Pin	↓
				V	V max	mW	V	V max	V min	μA	Pin	↓	↑	Pin					↓	↑	V	V max	V min	μA	Pin	↓	↑	Pin	↓	↑		
CD 4046 BMJ	Nsc	16-dil-4	M	-0.5 + 18	500	5	1.5	3.5	5n	Q	90	90		MC 14046 CL	Mot	16-dil-4	I	-0.5 + 18	5	1.5	3.5	5n	Q	175	350							
						10	3	7	10n	Q	50	50							10	3	7	10n	Q	75	150							
						15	4	11	15n	Q	45	45							15	4	11	15n	Q	55	110							
CD 4046 BMW	Nsc	16-flat-1	M	-0.5 + 18		5	1.5	3.5	5n	Q	90	90		MC 14046 CP	Mot	16-dil-1	I	-0.5 + 18	5	1.5	3.5	5n	Q	175	350							
						10	3	7	10n	Q	50	50							10	3	7	10n	Q	75	150							
						15	4	11	15n	Q	45	45							15	4	11	15n	Q	55	110							
HCC 4046 BD	Sgs	16-dil-5	M	-0.5 + 20	200	5	1.5	3.5		Q	100	100	14 *13	450	350	MN 4046 B	Mat	I	-0.5 + 20	200	5	1.5	3.5		Q	100	100	14 *13	60	60		
						10	3	7		Q	50	50	14 *13	200	150				15	4	11		Q	40	40	14 *13	20	20				
						15	4	11		Q	45	45	14 *13	130	100																	
HCC 4046 BF	Sgs	16-dil-4	M	-0.5 + 20	200	5	1.5	3.5		Q	100	100	14 *13	450	350	V 4046 D	Mkm	16-dil-1	I	-0.5 + 18	300	5	1.5	3.5	7.5	Q	(200	(200	14 *13	(450	(570	
						10	3	7		Q	50	50	14 *13	200	150								10	3	7	15	Q	(100	(100	14 *13	(200	(260
						15	4	11		Q	45	45	14 *13	130	100								15	4	11	30	Q	(80	(80	14 *13	(190	(190
HCC 4046 BK	Sgs	16-flat-1	M	-0.5 + 20	200	5	1.5	3.5		Q	100	100	14 *13	450	350	4046 BDC	Fch	16-dil-4	I	-0.5 + 18	400	5	1.5	3.5	(20	Q	72	72				
						10	3	7		Q	50	50	14 *13	200	150								10	3	7	(40	Q	48	48			
						15	4	11		Q	45	45	14 *13	130	100								15	4	11	(80	Q	38	38			
HCF 4046 BE	Sgs	16-dil-1	I	-0.5 + 20	200	5	1.5	3.5		Q	100	100	14 *13	450	350	4046 BDM	Fch	16-dil-4	M	-0.5 + 18	400	5	1.5	3.5	(5	Q	72	72				
						10	3	7		Q	50	50	14 *13	200	150								10	3	7	(10	Q	48	48			
						15	4	11		Q	45	45	14 *13	130	100								15	4	11	(20	Q	38	38			
HCF 4046 BF	Sgs	16-dil-4	I	-0.5 + 20	200	5	1.5	3.5		Q	100	100	14 *13	450	350	4046 BFC	Fch	16-flat-1	I	-0.5 + 18	400	5	1.5	3.5	(20	Q	72	72				
						10	3	7		Q	50	50	14 *13	200	150								10	3	7	(40	Q	48	48			
						15	4	11		Q	45	45	14 *13	130	100								15	4	11	(80	Q	38	38			
HCF 4046 BF	Sgs	16-dil-4	I	-0.5 + 20	200	5	1.5	3.5		Q	100	100	14 *13	450	350	4046 BFM	Fch	16-flat-1	M	-0.5 + 18	400	5	1.5	3.5	(5	Q	72	72				
						10	3	7		Q	50	50	14 *13	200	150								10	3	7	(10	Q	48	48			
						15	4	11		Q	45	45	14 *13	130	100								15	4	11	(20	Q	38	38			
HEF 4046 B	Sig		I	-0.5 + 20	200	5	1.5	3.5		Q	100	100	14 *13	60	60	4046 BPC	Fch	16-dil-1	I	-0.5 + 18	400	5	1.5	3.5	(20	Q	72	72				
						15	4	11		Q	40	40	14 *13	20	20								10	3	7	(40	Q	48	48			
																						15	4	11	(80	Q	38	38				
HEF 4046 BD	Val	16-dil-4	I	-0.5 + 18	500	5	1.5	3.5	(20	Q						4046 DIE1	Sgs	chip	I	-0.5 + 20	200	5	1.5	3.5	Q	100	100	14 *13	450	350		
						10	3	7	(40	Q													10	3	7	Q	50	50	14 *13	200	150	
						15	4	11	(80	Q													15	4	11	Q	45	45	14 *13	130	100	
HEF 4046 BP	Val	16-dil-1	I	-0.5 + 18	500	5	1.5	3.5	(20	Q						MC 74HC4046 BP	Mot		I	-0.5 + 7	500	2										
						10	3	7	(40	Q													6									
						15	4	11	(80	Q																						
HEF 4046 BT	Val	16-mic-1	I	-0.5 + 18	400	5	1.5	3.5	(20	Q						MM 74HC4046 M	Nsc	16-mic-1	I	-0.5 + 7	500	2	0.5	1.5	Q	30	30	14 *13	100	100		
						10	3	7	(40	Q													4.5	1.35	3.15	Q	9	9	14 *13	34	34	
						15	4	11	(80	Q													6	1.8	4.2	Q	8	8	14 *13	27	27	
MC 14046 AL	Mot	16-dil-4	M	-0.5 + 18		5	1.5	3.5	5n	Q	175	350		MM 74HC4046 N	Nsc	16-dil-1	I	-0.5 + 7	600	2	0.5	1.5	Q	30	30	14 *13	100	100				
						10	3	7	10n	Q	75	150										4.5	1.35	3.15	Q	9	9	14 *13	34	34		
						15	4	11	15n	Q	55	110										6	1.8	4.2	Q	8	8	14 *13	27	27		

4047		Monostable/Astable Multivibrator					4047			Range Data			Identification Data					
Type	Man	B Sec. 3 Pins- Art-Nr.	T _U	U _{dd}		P _{tot} max mW	U _{dd}	U _{IL}	U _{IH}	I _{dd} typ μA	t _{TR}		t _{PD}		Pin → Pin	Pin → Pin	Pin → Pin	Pin → Pin
				V min	V max			V max	V min		↓	↑	↓	↑				
AST = Astable control, TR = Trigger, RETR = Retrigger control																		
4047			Range Data			Identification Data												
Type	Man	B Sec. 3 Pins- Art-Nr.	T _U	U _{dd}		P _{tot} max mW	U _{dd}	U _{IL}	U _{IH}	I _{dd} typ μA	t _{TR}		t _{PD}		Pin → Pin	Pin → Pin	Pin → Pin	Pin → Pin
				V min	V max			V max	V min		μA	Pin	↓	↑				
CD 4047 AD	Rca	14-dil-5	M	-0.5	+15	200	5	*1.5 *3	*1.5 *3	30n 50n	Q	75	75	R-Q	300	300		
CD 4047 AE	Rca	14-dil-1	I	-0.5	+15	200	5	*1.5 *3	*1.5 *3	0.1 0.2	Q	75	75	R-Q	300	300		
CD 4047 AF	Rca	14-dil-4	M	-0.5	+15	200	5	*1.5 *3	*1.5 *3	30n 50n	Q	75	75	R-Q	300	300		
CD 4047 AH	Rca	chip	M	-0.5	+15		5	*1.5 *3	*1.5 *3	30n 50n	Q	75	75	R-Q	300	300		
CD 4047 AK	Rca	14-flat-1	M	-0.5	+15	200	5	*1.5 *3	*1.5 *3	30n 50n	Q	75	75	R-Q	300	300		
CD 4047 BCJ	Nsc	14-dil-4	I	-0.5	+18	500	5	1.5 3	3.5 7	(20 40 80)	Q	100	100	R-Q	300	300		
CD 4047 BCM	Nsc	14-mic-1	I	-0.5	+18	500	5	1.5 3	3.5 7	(20 40 80)	Q	100	100	R-Q	300	300		
CD 4047 BCN	Nsc	14-dil-1	I	-0.5	+18	700	5	1.5 3	3.5 7	(20 40 80)	Q	100	100	R-Q	300	300		
CD 4047 BD	Rca	14-dil-5	M	-0.5	+20	200	5	1.5 3	3.5 7	20n 20n	Q	100	100	R-Q	250	250		
CD 4047 BE	Rca	14-dil-1	I	-0.5	+20	200	5	1.5 3	3.5 7	20n 20n	Q	100	100	R-Q	250	250		
CD 4047 BF	Rca	14-dil-4	M	-0.5	+20	200	5	1.5 3	3.5 7	20n 20n	Q	100	100	R-Q	250	250		
CD 4047 BH	Rca	chip	M	-0.5	+20		5	1.5 3	3.5 7	20n 20n	Q	100	100	R-Q	250	250		
CD 4047 BK	Rca	14-flat-1	M	-0.5	+20	200	5	1.5 3	3.5 7	20n 20n	Q	100	100	R-Q	250	250		
CD 4047 BMD	Nsc	14-dil-5	M	-0.5	+18	500	5	1.5 3	3.5 7	(5 10 20)	Q	100	100	R-Q	300	300		
CD 4047 BMJ	Nsc	14-dil-4	M	-0.5	+18	700	5	1.5 3	3.5 7	(5 10 20)	Q	100	100	R-Q	300	300		

4047				Range Data			Identification Data							4047				Range Data			Identification Data												
Type	Man	B Sec. 3 Pins- Art-Nr.	TU	U _{dd}		P _{tot} max	U _{dd}	U _{IL} UNL	U _{IH} UNH	I _{dd} typ	t _{TR} n _{styp}		t _{pd} n _{styp}		Type	Man	B Sec. 3 Pins- Art-Nr.	TU	U _{dd}		P _{tot} max	U _{dd}	U _{IL} UNL	U _{IH} UNH	I _{dd} typ	t _{TR} n _{styp}		t _{pd} n _{styp}					
				V min	V max						mW	V	V max	V min					μA	Pin						↓	↑	Pin	↓	↑	V min	V max	mW
CD 4047 BMW	Nsc	14-flat-1	M	-0.5	+18	700	5	1.5	3.5	(5	Q	100	100	R-Q	300	300	SCL 4047 B	Spr		I	-0.5	+20	200	5	1.5	3.5		Q	100	100	R-Q	300	300
							10	3	7	(10	Q	50	50	R-Q	125	125						15	4	11		Q	40	40	R-Q	75	75		
							15	4	11	(20	Q	40	40	R-Q	100	100	TC 4047 BP	Tos	14-dil-1	I	-0.5	+20	300	5	1.5	3.5	5n	Q	80	80	8-10	550	550
HCC 4047 BD	Sgs	14-dil-5	M	-0.5	+20	200	5	1.5	3.5	20n	Q	100	100	R-Q	250	250						10	3	7	10n	Q	50	50	8-10	200	200		
							10	3	7	20n	Q	50	50	R-Q	100	100						15	4	11	15n	Q	40	40	8-10	130	130		
							15	4	11	20n	Q	40	40	R-Q	70	70	4047 BDC	Fch	14-dil-4	I	-0.5	+18	400	5	1.5	3.5	(20	Q	60	65	T-Q	210	210
HCC 4047 BF	Sgs	14-dil-4	M	-0.5	+20	200	5	1.5	3.5	20n	Q	100	100	R-Q	250	250						10	3	7	(40	Q	25	31	T-Q	94	94		
							10	3	7	20n	Q	50	50	R-Q	100	100	4047 BDM	Fch	14-dil-4	M	-0.5	+18	400	5	1.5	3.5	(5	Q	60	65	T-Q	210	210
							15	4	11	20n	Q	40	40	R-Q	70	70						15	4	11	(80	Q	20	24	T-Q	68	68		
HCC 4047 BK	Sgs	14-flat-1	M	-0.5	+20	200	5	1.5	3.5	20n	Q	100	100	R-Q	250	250						10	3	7	(10	Q	60	65	T-Q	210	210		
							10	3	7	20n	Q	50	50	R-Q	100	100	4047 BFC	Fch	14-flat-2	I	-0.5	+18	400	5	1.5	3.5	(20	Q	60	65	T-Q	210	210
							15	4	11	20n	Q	40	40	R-Q	70	70						15	4	11	(80	Q	20	24	T-Q	68	68		
HCF 4047 BE	Sgs	14-dil-1	I	-0.5	+18	200	5	1.5	3.5	20n	Q	100	100	R-Q	250	250						10	3	7	(40	Q	25	31	T-Q	94	94		
							10	3	7	20n	Q	50	50	R-Q	100	100	4047 BFM	Fch	14-flat-2	M	-0.5	+18	400	5	1.5	3.5	(5	Q	60	65	T-Q	210	210
							15	4	11	20n	Q	40	40	R-Q	70	70						15	4	11	(10	Q	25	31	T-Q	94	94		
HCF 4047 BF	Sgs	14-dil-4	I	-0.5	+18	200	5	1.5	3.5	20n	Q	100	100	R-Q	250	250						10	3	7	(10	Q	20	24	T-Q	68	68		
							10	3	7	20n	Q	50	50	R-Q	100	100	4047 BPC	Fch	14-dil-1	I	-0.5	+18	400	5	1.5	3.5	(20	Q	60	65	T-Q	210	210
							15	4	11	20n	Q	40	40	R-Q	70	70						15	4	11	(80	Q	20	24	T-Q	68	68		
HCF 4047 BM	Sgs	14-mic-1	I	-0.5	+18	200	5	1.5	3.5	20n	Q	100	100	R-Q	250	250						10	3	7	(40	Q	25	31	T-Q	94	94		
							10	3	7	20n	Q	50	50	R-Q	100	100	4047 DIE1	Sgs	chip	I	-0.5	+18	200	5	1.5	3.5	20n	Q	100	100	R-Q	250	250
							15	4	11	20n	Q	40	40	R-Q	70	75						15	4	11	20n	Q	40	40	R-Q	100	100		
HEF 4047 B	Sig		I	-0.5	+20	200	5	1.5	3.5		Q	100	100	R-Q	300	300						10	3	7	20n	Q	50	50	R-Q	100	100		
							15	4	11		Q	40	40	R-Q	75	75						15	4	11	20n	Q	40	40	R-Q	70	70		
HEF 4047 BD	Val	14-dil-4	I	-0.5	+18	500	5	1.5	3.5	(20	Q	60	60	A-Q	150	130						10	3	7	(40	Q	30	30	A-Q	65	60		
							10	3	7	(40	Q	30	30	A-Q	65	60						15	4	11	(80	Q	20	20	A-Q	50	45		
							15	4	11	(80	Q	20	20	A-Q	50	45																	
HEF 4047 BP	Val	14-dil-1	I	-0.5	+18	500	5	1.5	3.5	(20	Q	60	60	A-Q	150	130						10	3	7	(40	Q	30	30	A-Q	65	60		
							10	3	7	(40	Q	30	30	A-Q	65	60						15	4	11	(80	Q	20	20	A-Q	50	45		
							15	4	11	(80	Q	20	20	A-Q	50	45																	
HEF 4047 BT	Val	14-mic-1	I	-0.5	+18	400	5	1.5	3.5	(20	Q	60	60	A-Q	150	130						10	3	7	(40	Q	30	30	A-Q	65	60		
							10	3	7	(40	Q	30	30	A-Q	65	60						15	4	11	(80	Q	20	20	A-Q	50	45		
							15	4	11	(80	Q	20	20	A-Q	50	45																	
MN 4047 B	Mat		I	-0.5	+20	200	5	1.5	3.5		Q	100	100	R-Q	300	300						15	4	11		Q	40	40	R-Q	75	75		

4048

8-Input Multi-Function Gate



Inputs				Outputs	
A	B	C	D	stage1 =	stage2 =
X	X	X	L	Z	Z
L	L	L	H	OR	NOR
L	L	H	H	OR	OR
L	H	L	H	NOR	NOR
L	H	H	H	NOR	OR
H	L	L	H	NAND	NOR
H	L	H	H	NAND	OR
H	H	L	H	AND	NOR
H	H	H	H	AND	OR

4048

Range Data

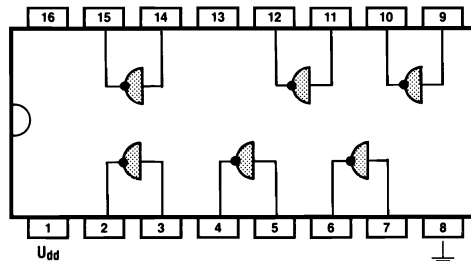
Identification Data

Type	Man	B Sec. 3 Pins- Art-Nr.	T _U	U _{dd}		P _{tot} max	U _{dd}	U _{IL} UNL	U _{IH} UNH	I _{dd} typ	t _{TR}			t _{PD}		
				V	V						n _{styp}		n _{styp}		Pin	
				min	max						mW	V	V	↓	↑	↓
CD 4048 AD	Rca	16-dil-5	M	-0.5	+15	200	5	*1.5	*1.5	5n	Q	90	130	E → Q	750	750
							10	*3	*3	10n	Q	30	40	E → Q	225	225
CD 4048 AE	Rca	16-dil-1	I	-0.5	+15	200	5	*1.5	*1.5	10n	Q	90	130	E → Q	750	750
							10	*3	*3	20n	Q	30	40	E → Q	225	225
CD 4048 AF	Rca	16-dil-4	M	-0.5	+15	200	5	*1.5	*1.5	5n	Q	90	130	E → Q	750	750
							10	*3	*3	10n	Q	30	40	E → Q	225	225
CD 4048 AH	Rca	chip	M	-0.5	+15		5	*1.5	*1.5	5n	Q	90	130	E → Q	750	750
							10	*3	*3	10n	Q	30	40	E → Q	225	225
CD 4048 AK	Rca	16-flat-1	M	-0.5	+15	200	5	*1.5	*1.5	5n	Q	90	130	E → Q	750	750
							10	*3	*3	10n	Q	30	40	E → Q	225	225
CD 4048 B CJ	Nsc	16-dil-4	I	-0.5	+18	500	5	1.5	3.5	10n	Q	100	100	E → Q	425	425
							10	3	7	10n	Q	50	50	E → Q	200	200
							15	4	11	10n	Q	40	40	E → Q	160	160
CD 4048 BC N	Nsc	16-dil-1	I	-0.5	+18	700	5	1.5	3.5	10n	Q	100	100	E → Q	425	425
							10	3	7	10n	Q	50	50	E → Q	200	200
							15	4	11	10n	Q	40	40	E → Q	160	160
CD 4048 BD	Rca	16-dil-5	M	-0.5	+20	200	5	1.5	3.5	10n	Q	100	100	E → Q	300	300
							10	3	7	10n	Q	50	50	E → Q	150	150
							15	4	11	10n	Q	40	40	E → Q	120	120
CD 4048 BE	Rca	16-dil-1	I	-0.5	+20	200	5	1.5	3.5	10n	Q	100	100	E → Q	300	300
							10	3	7	10n	Q	50	50	E → Q	150	150
							15	4	11	10n	Q	40	40	E → Q	120	120
CD 4048 BF	Rca	16-dil-4	M	-0.5	+20	200	5	1.5	3.5	10n	Q	100	100	E → Q	300	300
							10	3	7	10n	Q	50	50	E → Q	150	150
							15	4	11	10n	Q	40	40	E → Q	120	120
CD 4048 BH	Rca	chip	M	-0.5	+20		5	1.5	3.5	10n	Q	100	100	E → Q	300	300
							10	3	7	10n	Q	50	50	E → Q	150	150
							15	4	11	10n	Q	40	40	E → Q	120	120
CD 4048 BK	Rca	16-flat-1	M	-0.5	+20	200	5	1.5	3.5	10n	Q	100	100	E → Q	300	300
							10	3	7	10n	Q	50	50	E → Q	150	150
							15	4	11	10n	Q	40	40	E → Q	120	120
CD 4048 BMD	Nsc	16-dil-5	M	-0.5	+18	500	5	1.5	3.5	10n	Q	100	100	E → Q	425	425
							10	3	7	10n	Q	50	50	E → Q	200	200
							15	4	11	10n	Q	40	40	E → Q	160	160

4048			Range Data			Identification Data										
Type	Man	B Sec. 3 Pins- Art-Nr.	T _U	U _{dd}		P _{tot} max mW	U _{dd}			I _{dd} typ μA	t _{TR} n _{styp}			t _{PD} n _{styp}		
				V min	V max		V	V max	V min		Pin	↓	↑	Pin ↓	Pin ↑	
CD 4048 BMJ	Nsc	16-dil-4	M	-0.5	+18	700	5	1,5	3,5	10n	Q	100	100	E→Q	425	425
							10	3	7	10n	Q	50	50	E→Q	200	200
							15	4	11	10n	Q	40	40	E→Q	160	160
CD 4048 BMW	Nsc	16-flat-1	M	-0.5	+18	700	5	1,5	3,5	10n	Q	100	100	E→Q	425	425
							10	3	7	10n	Q	50	50	E→Q	200	200
							15	4	11	10n	Q	40	40	E→Q	160	160
HCC 4048 BD	Sgs	16-dil-5	M	-0.5	+20	200	5	1,5	3,5	10n	Q	100	100	E→Q	300	300
							10	3	7	10n	Q	50	50	E→Q	150	150
							15	4	11	10n	Q	40	40	E→Q	120	120
HCC 4048 BF	Sgs	16-dil-4	M	-0.5	+20	200	5	1,5	3,5	10n	Q	100	100	E→Q	300	300
							10	3	7	10n	Q	50	50	E→Q	150	150
							15	4	11	10n	Q	40	40	E→Q	120	120
HCC 4048 BK	Sgs	16-flat-1	M	-0.5	+20	200	5	1,5	3,5	10n	Q	100	100	E→Q	300	300
							10	3	7	10n	Q	50	50	E→Q	150	150
							15	4	11	10n	Q	40	40	E→Q	120	120
HCF 4048 BE	Sgs	16-dil-1	I	-0.5	+18	200	5	1,5	3,5	10n	Q	100	100	E→Q	300	300
							10	3	7	10n	Q	50	50	E→Q	150	150
							15	4	11	10n	Q	40	40	E→Q	120	120
HCF 4048 BF	Sgs	16-dil-4	I	-0.5	+18	200	5	1,5	3,5	10n	Q	100	100	E→Q	300	300
							10	3	7	10n	Q	50	50	E→Q	150	150
							15	4	11	10n	Q	40	40	E→Q	120	120
V 4048 D	Mkm	16-dil-1	I	-0.5	+18	300	5	1,5	3,5	7,5	Q	(200	(200	E→Q	(600	(600
							10	3	7	15	Q	(100	(100	E→Q	(300	(300
							15	4	11	30	Q	(80	(80	E→Q	(240	(240
4048 DIE1	Sgs	chip	I	-0.5	+18	200	5	1,5	3,5	10n	Q	100	100	E→Q	300	300
							10	3	7	10n	Q	50	50	E→Q	150	150
							15	4	11	10n	Q	40	40	E→Q	120	120

4049

Hex Inverter/Buffer



E	Q
L	H
H	L

4049		Range Data			Identification Data											
Type	Man	B Sec. 3 Pins- Art-Nr.	T _U	U _{dd}		P _{tot} max mW	U _{dd}			I _{dd} typ μA	t _{TR} n _{styp}			t _{PD} n _{styp}		
				V min	V max		V	V max	V min		Pin	↓	↑	Pin ↓	Pin ↑	
BU 4049 UB	Toy		I	-0.5	+20	200	5	1	4		Q	80	80	E→Q	32	60
							15	2,5	12,5		Q	30	30	E→Q	15	25
CD 4049 AD	Rca	16-dil-5	M	-0.5	+15	200	5	*1,5	*1,5	10n	Q	20	50	E→Q	15	50
							10	*3	*3		Q	16	30	E→Q	10	25
CD 4049 AE	Rca	16-dil-1	I	-0.5	+15	200	5	*1,5	*1,5	30n	Q	20	50	E→Q	15	50
							10	*3	*3		Q	16	30	E→Q	10	25

4049				Range Data			Identification Data							4049				Range Data			Identification Data																			
Type	Man	B Sec. 3 Pins- Art-Nr.	T _U	U _{dd}		P _{tot} max	U _{dd}	U _{IL}	U _{IH}	I _{dd} typ	t _{TR} n _{styp}			t _{PD} n _{styp}			Type	Man	B Sec. 3 Pins- Art-Nr.	T _U	U _{dd}		P _{tot} max	U _{dd}	U _{IL}	U _{IH}	I _{dd} typ	t _{TR} n _{styp}			t _{PD} n _{styp}									
				V	V	mW		V	V		V	μA	Pin	↓	↑	Pin					↓	↑	V		V	mW		V	V	mW	V	V	mW	μA	Pin	↓	↑	Pin	↓	↑
				min	max			max	min																															
CD 4049 AF	Rca	16-dil-4	M	-0.5	+15	200	5	*1.5	*1.5	10n	Q	20	50	E-Q	15	50	CD 4049 UBMJ	Nsc	16-dil-4	M	+3	+15	500	5	1	4	10n	Q	30	60	E-Q	30	45							
							10	*3	*3	10n	Q	16	30	E-Q	10	25								15	2	8	10n	Q	20	30	E-Q	20	25							
																								15	3	12	30n	Q	15	25	E-Q	15	20							
CD 4049 AH	Rca	chip	M	-0.5	+15		5	*1.5	*1.5	10n	Q	20	50	E-Q	15	50	CD 4049 UBMW	Nsc	16-flat-1	M	+3	+15		5	1	4	10n	Q	30	60	E-Q	30	45							
							10	*3	*3	10n	Q	16	30	E-Q	10	25								10	2	8	10n	Q	20	30	E-Q	20	25							
																								15	3	12	30n	Q	15	25	E-Q	15	20							
CD 4049 AK	Rca	16-flat-1	M	-0.5	+15	200	5	*1.5	*1.5	10n	Q	20	50	E-Q	15	50	HCC 4049 UBD	Sgs	16-dil-5	M	-0.5	+20	200	5	1	4	20n	Q	30	80	E-Q	32	60							
							10	*3	*3	10n	Q	16	30	E-Q	10	25								10	2	8	20n	Q	20	40	E-Q	20	32							
																								15	2.5	12.5	20n	Q	15	30	E-Q	15	25							
CD 4049 CJ	Nsc	16-dil-4	I	+3	+15	500	5	1	4	30n	Q	30	60	E-Q	30	45	HCC 4049 UBF	Sgs	16-dil-4	M	-0.5	+20	200	5	1	4	20n	Q	30	80	E-Q	32	60							
							10	2	8	50n	Q	20	30	E-Q	20	25								10	2	8	20n	Q	20	40	E-Q	20	32							
																								15	3	12	70n	Q	15	25	E-Q	15	20							
CD 4049 MD	Nsc	16-dil-5	M	+3	+15	500	5	1	4	10n	Q	30	60	E-Q	30	45	HCC 4049 UBK	Sgs	16-flat-1	M	-0.5	+20	200	5	1	4	20n	Q	30	80	E-Q	32	60							
							10	2	8	10n	Q	20	30	E-Q	20	25								10	2	8	20n	Q	20	40	E-Q	20	32							
																								15	3	12	30n	Q	15	25	E-Q	15	20							
CD 4049 UBCM	Nsc	16-mic-1	I	-0.5	+18	500	5	1	4	30n	Q	30	60	E-Q	30	45	HCF 4049 UBE	Sgs	16-dil-1	I	-0.5	+18	200	5	1	4	20n	Q	30	80	E-Q	32	60							
							10	2	8	50n	Q	20	30	E-Q	20	25								10	2	8	20n	Q	20	40	E-Q	20	32							
																								15	2.5	12.5	20n	Q	15	30	E-Q	15	25							
CD 4049 UBCN	Nsc	16-dil-1	I	+3	+15	500	5	1	4	30n	Q	30	60	E-Q	30	45	HCF 4049 UBF	Sgs	16-dil-4	I	-0.5	+18	200	5	1	4	20n	Q	30	80	E-Q	32	60							
							10	2	8	50n	Q	20	30	E-Q	20	25								10	2	8	20n	Q	20	40	E-Q	20	32							
																								15	2.5	12.5	20n	Q	15	30	E-Q	15	25							
CD 4049 UBD	Rca	16-dil-5	M	-0.5	+20	200	5	1	4	20n	Q	30	80	E-Q	32	60	HCF 4049 UBM	Sgs	16-mic-1	I	-0.5	+18		5	1	4	20n	Q	30	80	E-Q	32	60							
							10	2	8	20n	Q	20	40	E-Q	20	32								10	2	8	20n	Q	20	40	E-Q	20	32							
																								15	2.5	12.5	20n	Q	15	30	E-Q	15	25							
CD 4049 UBE	Rca	16-dil-1	I	-0.5	+20	200	5	1	4	20n	Q	30	80	E-Q	32	60	HD 14049 UB	Hit		I	-0.5	+20	200	5	1	4		Q	80	80	E-Q	32	60							
							10	2	8	20n	Q	20	40	E-Q	20	32								15	2.5	12.5		Q	30	30	E-Q	15	25							
																								15	3	12	20n	Q	15	30	E-Q	150	25							
CD 4049 UBF	Rca	16-dil-4	M	-0.5	+20	200	5	1	4	20n	Q	30	80	E-Q	32	60	HEF 4049 B	Sig		I	-0.5	+20	200	5	1.5	3.5		Q	80	80	E-Q	32	60							
							10	2	8	20n	Q	20	40	E-Q	20	32								15	4	11		Q	30	30	E-Q	15	25							
CD 4049 UBH	Rca	chip	M	-0.5	+20		5	1	4	20n	Q	30	80	E-Q	32	60	HEF 4049 BD	Val	16-dil-4	I	-0.5	+18	500	5	1.5	3.5	(4	Q	20	60	E-Q	35	50							
							10	2	8	20n	Q	20	40	E-Q	20	32								10	3	7	(8	Q	10	30	E-Q	15	25							
																								15	4	11	(16	Q	7	20	E-Q	12	20							
CD 4049 UBK	Rca	16-flat-1	M	-0.5	+20	200	5	1	4	20n	Q	30	80	E-Q	32	60	HEF 4049 BP	Val	16-dil-1	I	-0.5	+18	500	5	1.5	3.5	(4	Q	20	60	E-Q	35	50							
							10	2	8	20n	Q	20	40	E-Q	20	32								10	3	7	(8	Q	10	30	E-Q	15	25							
																								15	4	11	(16	Q	7	20	E-Q	12	20							

4049			Range Data				Identification Data						4049			Range Data				Identification Data													
Type	Man	B Sec. 3 Pins- Art-Nr.	T _U	U _{dd}		P _{tot} max	U _{dd}	U _{IL}	U _{IH}	I _{dd} typ	t _{TR}			t _{PD}			Type	Man	B Sec. 3 Pins- Art-Nr.	T _U	U _{dd}		P _{tot} max	U _{dd}	U _{IL}	U _{IH}	I _{dd} typ	t _{TR}			t _{PD}		
				V min	V max			V max	V min		μA	Pin ↓	↑	Pin ↓	↑	V min					V max	mW			V	V max		V min	μA	Pin ↓	↑	Pin ↓	↑
HEF4049 BT	Val	16-mic-1	I	-0.5	+18	400	5 10 15	1.5 3 4	3.5 7 11	(4 (8 (16	Q Q Q	20 10 7	60 30 20	E → Q E → Q E → Q	35 15 12	50 25 20	TC4049 BP	Tos	16-dil-2	I	-0.5	+20	300	5 10 15	1.5 3 4	3.5 7 11	2n 4n 8n	Q Q Q	50 25 20	100 50 40	E → Q E → Q E → Q	110 50 40	140 70 50
LC4049 B	Say		I	-0.5	+20	200	5 15	1.5 4	3.5 11		Q Q	80 30	80 30	E → Q E → Q	32 15	60 25	4049 BDC	Fch	16-dil-4	I	-0.5	+18	400	5 15	1.5 3 4	3.5 7 11	(4 (8 (16	Q Q Q	33 13 9	73 40 30	E → Q E → Q E → Q	50 25 17	65 30 29
M4049 BP	Mit		I	-0.5	+20	200	5 15	1.5 4	3.5 11		Q Q	80 30	80 30	E → Q E → Q	32 15	60 25	4049 BDM	Fch	16-dil-4	M	-0.5	+18	400	5 15	1.5 3 4	3.5 7 11	(1 (2 (4	Q Q Q	33 13 9	73 40 30	E → Q E → Q E → Q	50 25 17	65 30 29
M4049 UBP	Mit		I	-0.5	+20	200	5 15	1 2.5	4 12.5		Q Q	80 30	80 30	E → Q E → Q	32 15	60 25	4049 BFC	Fch	16-flat-1	I	-0.5	+18	400	5 10 15	1.5 3 4	3.5 7 11	(4 (8 (16	Q Q Q	33 13 9	73 40 30	E → Q E → Q E → Q	50 25 17	65 30 29
MB84049 B	Fui		I	-0.5	+20	200	5 15	1.5 4	3.5 11		Q Q Q	80 30 30	80 30 30	E → Q E → Q E → Q	32 15 25	60 25	4049 BFM	Fch	16-flat-1	M	-0.5	+18	400	5 10 15	1.5 3 4	3.5 7 11	(1 (2 (4	Q Q Q	33 13 9	73 40 30	E → Q E → Q E → Q	50 25 17	65 30 29
MC14049 UBAL	Mot	16-dil-4	M	-0.5	+18		5 10 15	1 2 2.5	4 8 12.5	2n 4n 6n	Q Q Q	40 20 15	100 50 40	E → Q E → Q E → Q	30 15 10	80 40 30	4049 BPC	Fch	16-dil-1	I	-0.5	+18	400	5 10 15	1.5 3 4	3.5 7 11	(4 (8 (16	Q Q Q	33 13 9	73 40 30	E → Q E → Q E → Q	50 25 17	65 30 29
MC14049 UBCL	Mot	16-dil-4	I	-0.5	+18		5 10 15	1 2 2.5	4 8 12.5	2n 4n 6n	Q Q Q	40 20 15	100 50 40	E → Q E → Q E → Q	30 15 10	80 40 30	4049 DIE1	Sgs	chip	I	-0.5	+18	200	5 10 15	1 2 3	4 8 12	20n 20n 20n	Q Q Q	30 20 15	80 40 30	E → Q E → Q E → Q	62 30 150	60 32 25
MC14049 UBPC	Mot	16-dil-1	I	-0.5	+18		5 10 15	1 2 2.5	4 8 12.5	2n 4n 6n	Q Q Q	40 20 15	100 50 40	E → Q E → Q E → Q	30 15 10	80 40 30	μPD 4049 UBC	Nec	16-dil-2	I	-0.5	+20	200	5 10 15	1 2 2.5	4 8 12.5	20n 40n 60n	Q Q Q	30 20 15	80 40 30	E → Q E → Q E → Q	60 30 10	60 30 25
MN4049 B	Mat		I	-0.5	+20	200	5 15	1.5 4	3.5 11		Q Q	80 30	80 30	E → Q E → Q	32 15	60 25	μPD 4049 UBG	Nec	16-mic-1	I	-0.5	+20	200	5 10 15	1 2 2.5	4 8 12.5	20n 40n 60n	Q Q Q	30 20 15	80 40 30	E → Q E → Q E → Q	60 30 10	60 30 25
MSM4049 UB	Oki		I	-0.5	+20	200	5 15	1 2.5	4 12.5		Q Q	80 30	80 30	E → Q E → Q	32 15	60 25	CD74HC4049 UBP	Rca		I	-0.5	+7	500	2 6				Q Q	25 6	25 6	E → Q E → Q	30 9	30 9
NJU4049 B	Njr		I	-0.5	+20	200	5 15	1.5 4	3.5 11		Q Q	80 30	80 30	E → Q E → Q	32 15	60 25	LR74HC4049 UBP	Sha		I	-0.5	+7	500	2 6				Q Q	25 6	25 6	E → Q E → Q	30 9	30 9
SCL4049 UB	Spr		I	-0.5	+20	200	5 15	1 2.5	4 12.5		Q Q	80 30	80 30	E → Q E → Q	32 15	60 25	M74HC4049 UBP	Mit		I	-0.5	+7	500	2 6				Q Q	25 6	25 6	E → Q E → Q	30 9	30 9
TC4049 BF	Tos	16-mic-3	I	-0.5	+20	180	5 10 15	1.5 3 4	3.5 7 11	2n 4n 8n	Q Q Q	50 25 20	100 50 40	E → Q E → Q E → Q	110 50 40	140 70 50																	

4049			Range Data			Identification Data						4050	Hex Buffer											
Type	Man	B Sec. 3 Pins- Art-Nr.	U _{dd}		P _{tot} max mW	U _{dd}	U _{IL} UNL	U _{IH} UNH	I _{dd} typ μA	t _{TR} n _s typ											t _{PD} n _s typ			
			V min	V max						V	V max										V min	Pin	↓	↑
MC74HC4049UBP	Mot		I	-0,5	+7	500	2			Q	25	25	E→Q	30	30	Q	6	6	E→Q	9	9			
MM54HC4049E	Nsc	chip	M	-0,5	+7	600	2	0,5	1,5	Q	25	25	E→Q	30	30	Q	7	7	E→Q	10	10			
				4,5			4,5	1,35	3,15	Q	6	6	E→Q	9	9	Q	6	6	E→Q	9	9			
				1,8			1,8	4,2		2														
MM54HC4049J	Nsc	16-dil-4	M	-0,5	+7	600	2	0,5	1,5	Q	25	25	E→Q	30	30	Q	7	7	E→Q	10	10			
				4,5			4,5	1,35	3,15	Q	6	6	E→Q	9	9	Q	6	6	E→Q	9	9			
				1,8			1,8	4,2		2														
MM54HC4049W	Nsc	16-flat-1	M	-0,5	+7	600	2	0,5	1,5	Q	25	25	E→Q	30	30	Q	7	7	E→Q	10	10			
				4,5			4,5	1,35	3,15	Q	6	6	E→Q	9	9	Q	6	6	E→Q	9	9			
				1,8			1,8	4,2		2														
MM74HC4049M	Nsc	16-mic-1	I	-0,5	+7	600	2	0,5	1,5	Q	25	25	E→Q	30	30	Q	7	7	E→Q	10	10			
				4,5			4,5	1,35	3,15	Q	6	6	E→Q	9	9	Q	6	6	E→Q	9	9			
				1,8			1,8	4,2		2														
MM74HC4049N	Nsc	16-dil-1	I	-0,5	+7	600	2	0,5	1,5	Q	25	25	E→Q	30	30	Q	7	7	E→Q	10	10			
				4,5			4,5	1,35	3,15	Q	6	6	E→Q	9	9	Q	6	6	E→Q	9	9			
				1,8			1,8	4,2		2														
MN74HC4049UBP	Mat		I	-0,5	+7	500	2			Q	25	25	E→Q	30	30	Q	6	6	E→Q	9	9			
							6			Q	6	6	E→Q	9	9	Q	6	6	E→Q	9	9			
MSM74HC4049UBP	Oki		I	-0,5	+7	500	2			Q	25	25	E→Q	30	30	Q	6	6	E→Q	9	9			
							6			Q	6	6	E→Q	9	9	Q	6	6	E→Q	9	9			
TC74HC4049UBP	Tos		I	-0,5	+7	500	2			Q	25	25	E→Q	30	30	Q	6	6	E→Q	9	9			
							6			Q	6	6	E→Q	9	9	Q	6	6	E→Q	9	9			

E	Q
L	L
H	H

4050			Range Data			Identification Data															
Type	Man	B Sec. 3 Pins- Art-Nr.	U _{dd}		P _{tot} max mW	U _{dd}	U _{IL} UNL	U _{IH} UNH	I _{dd} typ μA	t _{TR} n _s typ			t _{PD} n _s typ								
			V min	V max						V	V max	V min	Pin	↓	↑	Pin → Pin	↓	↑			
BU 4050 B	Toy		I	-0,5	+20	200	5	1,5	3,5	Q	30	80	E→Q	55	70	Q	15	30	E→Q	15	30
CD 4050 AD	Rca	16-dil-5	M	-0,5	+15	200	5	*1,5	*1,5	Q	20	50	E→Q	55	75	Q	16	30	E→Q	25	35
							10	*3	*3	Q	16	30	E→Q	25	35	Q	16	30	E→Q	25	35
CD 4050 AE	Rca	16-dil-1	I	-0,5	+15	200	5	*1,5	*1,5	Q	20	50	E→Q	55	75	Q	16	30	E→Q	25	35
							10	*3	*3	Q	16	30	E→Q	25	35	Q	16	30	E→Q	25	35

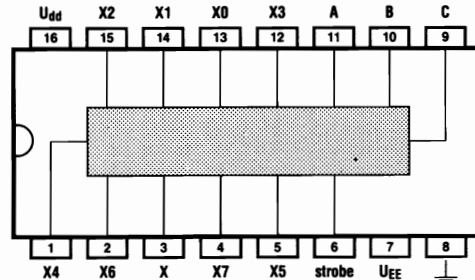
4050			Range Data				Identification Data								4050			Range Data				Identification Data											
Type	Man	B Sec. 3 Pins- Art-Nr.	TU	U _{dd}		P _{tot} max mW	U _{dd}	U _{IL}		U _{IH}		I _{dd} typ μA	t _{TR} ns _{typ}		t _{pd} ns _{typ}		Type	Man	B Sec. 3 Pins- Art-Nr.	TU	U _{dd}		P _{tot} max mW	U _{dd}	U _{IL}		U _{IH}		I _{dd} typ μA	t _{TR} ns _{typ}		t _{pd} ns _{typ}	
				V min	V max			V	V max	V min	V min		↓	↑	↓	↑					V min	V max			V	V max	V min	V min		↓	↑	↓	↑
				Pin →	Pin →			Pin →	Pin →	Pin →	Pin →		Pin →	Pin →	Pin →	Pin →					Pin →	Pin →			Pin →	Pin →	Pin →	Pin →		Pin →	Pin →	Pin →	Pin →
CD 4050 AF	Rca	16-dil-4	M	-0.5	+15	200	5	*1.5	*1.5	10n	Q	20	50	E→Q	55	75	CD 4050 BMJ	Nsc	16-dil-4	M	-0.5	+18	700	5	1.5	3.5	10n	Q	30	60	E→Q	60	60
							10	*3	*3	10n	Q	16	30	E→Q	25	35								10	3	7	10n	Q	20	30	E→Q	25	30
							10			10n	Q	16	30	E→Q	25	35								15	4	11	30n	Q	15	25	E→Q	20	25
CD 4050 AH	Rca	chip	M	-0.5	+15		5	*1.5	*1.5	10n	Q	20	50	E→Q	55	75	CD 4050 BMW	Nsc	16-flat-1	M	-0.5	+18	700	5	1.5	3.5	10n	Q	30	60	E→Q	60	60
							10	*3	*3	10n	Q	16	30	E→Q	25	35								10	3	7	10n	Q	20	30	E→Q	25	30
							10			10n	Q	16	30	E→Q	25	35								15	4	11	30n	Q	15	25	E→Q	20	25
CD 4050 AK	Rca	16-flat-1	M	-0.5	+15	200	5	*1.5	*1.5	10n	Q	20	50	E→Q	55	75	HCC 4050 BD	Sgs	16-dil-5	M	-0.5	+20	200	5	1.5	3.5	20n	Q	30	80	E→Q	55	70
							10	*3	*3	10n	Q	16	30	E→Q	25	35								10	3	7	20n	Q	20	40	E→Q	22	40
							10			10n	Q	16	30	E→Q	25	35								15	4	11	20n	Q	15	30	E→Q	15	30
CD 4050 BCJ	Nsc	16-dil-4	I	-0.5	+18	500	5	1.5	3.5	30n	Q	30	60	E→Q	60	60	HCC 4050 BF	Sgs	16-dil-4	M	-0.5	+20	200	5	1.5	3.5	20n	Q	30	80	E→Q	55	70
							10	3	7	50n	Q	20	30	E→Q	25	30								10	3	7	20n	Q	20	40	E→Q	22	40
							15	4	11	70n	Q	15	25	E→Q	20	25								15	4	11	20n	Q	15	30	E→Q	15	30
CD 4050 BCM	Nsc	16-mic-1	I	-0.5	+18	500	5	1.5	3.5	30n	Q	30	60	E→Q	60	60	HCC 4050 BK	Sgs	16-flat-1	M	-0.5	+20	200	5	1.5	3.5	20n	Q	30	80	E→Q	55	70
							10	3	7	50n	Q	20	30	E→Q	25	30								10	3	7	20n	Q	20	40	E→Q	22	40
							15	4	11	70n	Q	15	25	E→Q	20	25								15	4	11	20n	Q	15	30	E→Q	15	30
CD 4050 BCN	Nsc	16-dil-1	I	-0.5	+18	700	5	1.5	3.5	30n	Q	30	60	E→Q	60	60	HCF 4050 BE	Sgs	16-dil-1	I	-0.5	+18	200	5	1.5	3.5	20n	Q	30	80	E→Q	55	70
							10	3	7	50n	Q	20	30	E→Q	25	30								10	3	7	20n	Q	20	40	E→Q	22	40
							15	4	11	70n	Q	15	25	E→Q	20	25								15	4	11	20n	Q	15	30	E→Q	15	30
CD 4050 BD	Rca	16-dil-5	M	-0.5	+20	200	5	1.5	3.5	20n	Q	30	80	E→Q	55	70	HCF 4050 BF	Sgs	16-dil-4	I	-0.5	+18	200	5	1.5	3.5	20n	Q	30	80	E→Q	55	70
							10	3	7	20n	Q	20	40	E→Q	22	40								10	3	7	20n	Q	20	40	E→Q	22	40
							15	4	11	20n	Q	15	30	E→Q	15	30								15	4	11	20n	Q	15	30	E→Q	15	30
CD 4050 BE	Rca	16-dil-1	I	-0.5	+20	200	5	1.5	3.5	20n	Q	30	80	E→Q	55	70	HCF 4050 BM	Sgs	16-mic-1	I	-0.5	+18	200	5	1.5	3.5	20n	Q	30	80	E→Q	55	70
							10	3	7	20n	Q	20	40	E→Q	22	40								10	3	7	20n	Q	20	40	E→Q	22	40
							15	4	11	20n	Q	15	30	E→Q	15	30								15	4	11	20n	Q	15	30	E→Q	15	30
CD 4050 BF	Rca	16-dil-4	M	-0.5	+20	200	5	1.5	3.5	20n	Q	30	80	E→Q	55	70	HD 14050 B	Hit		I	-0.5	+20	200	5	1.5	3.5		Q	30	80	E→Q	55	70
							10	3	7	20n	Q	20	40	E→Q	22	40								15	4	11		Q	15	30	E→Q	15	30
							15	4	11	20n	Q	15	30	E→Q	15	30								15	4	11		Q	15	30	E→Q	15	30
CD 4050 BH	Rca	chip	M	-0.5	+20		5	1.5	3.5	20n	Q	30	80	E→Q	55	70	HEF 4050 B	Sig		I	-0.5	+20	200	5	1.5	3.5		Q	30	80	E→Q	55	70
							10	3	7	20n	Q	20	40	E→Q	22	40								15	4	11		Q	15	30	E→Q	15	30
							15	4	11	20n	Q	15	30	E→Q	15	30								15	4	11		Q	15	30	E→Q	15	30
CD 4050 BK	Rca	16-flat-1	M	-0.5	+20	200	5	1.5	3.5	20n	Q	30	80	E→Q	55	70	HEF 4050 BD	Val	16-dil-4	I	-0.5	+18	500	5	1.5	3.5	(4	Q	25	60	E→Q	35	55
							10	3	7	20n	Q	20	40	E→Q	22	40								10	3	7	(8	Q	10	30	E→Q	20	25
							15	4	11	20n	Q	15	30	E→Q	15	30								15	4	11	(16	Q	7	20	E→Q	15	20
CD 4050 BMD	Nsc	16-dil-5	M	-0.5	+18	500	5	1.5	3.5	10n	Q	30	60	E→Q	60	60	HEF 4050 BP	Val	16-dil-1	I	-0.5	+18	500	5	1.5	3.5	(4	Q	25	60	E→Q	35	55
							10	3	7	10n	Q	20	30	E→Q	25	30								10	3	7	(8	Q	10	30	E→Q	20	25
							15	4	11	30n	Q	15	25	E→Q	20	25								15	4	11	(16	Q	7	20	E→Q	15	20

4050				Range Data			Identification Data							4050				Range Data			Identification Data												
Type	Man	B Sec. 3 Pins- Art-Nr.	TU	U _{dd}		P _{tot} max	U _{dd}	U _{IL}	U _{IH}	I _{dd} typ	t _{TR}			t _{PD}			Type	Man	B Sec. 3 Pins- Art-Nr.	TU	U _{dd}		P _{tot} max	U _{dd}	U _{IL}	U _{IH}	I _{dd} typ	t _{TR}			t _{PD}		
				V min	V max	mW		V	V max		V min	μA	Pin	↓	↑	Pin →					↓	↑	V min		V max	mW		V	V max	V min	μA	Pin	↓
HEF 4050 BT	Val	16-mic-1	I	-0.5	+18	400	5	1.5	3.5	(4	Q	25	60	E→Q	35	55	V 4050D	Mkm	16-dil-1	I	-0.5	+18	300	5	1.5	3.5	30	Q	(60	(160	E→Q	(100	(90
							10	3	7	(8	Q	10	30	E→Q	20	25								10	3	7	60	Q	(40	(80			
							15	4	11	(16	Q	7	20	E→Q	15	20								15	4	11	120	Q	(30	(60			
LC4050 B	Say		I	-0.5	+20	200	5	1.5	3.5		Q	30	80	E→Q	55	70	4050 BDC	Fch	16-dil-4	I	-0.5	+18	400	5	1.5	3.5	(4	Q	33	73	E→Q	50	65
							15	4	11		Q	15	30	E→Q	15	30								15	4	11	(8	Q	13	40	E→Q	25	30
M 4050 BP	Mit		I	-0.5	+20	200	5	1.5	3.5		Q	30	80	E→Q	55	70	4050 BDM	Fch	16-dil-4	M	-0.5	+18	400	5	1.5	3.5	(1	Q	33	73	E→Q	50	65
							15	4	11		Q	15	30	E→Q	15	30								15	4	11	(2	Q	13	40	E→Q	25	30
MB 84050 B	Fui		I	-0.5	+20	200	5	1.5	3.5		Q	30	80	E→Q	55	70	4050 BDF	Fch	16-flat-1	I	-0.5	+18	400	5	1.5	3.5	(4	Q	33	73	E→Q	50	65
							15	4	11		Q	15	30	E→Q	15	30								15	4	11	(2	Q	13	40	E→Q	25	30
MC 14050 BAL	Mot	16-dil-4	M	-0.5	+18		5	1.5	3.5	2n	Q	40	100	E→Q	40	80	4050 BFC	Fch	16-flat-1	I	-0.5	+18	400	5	1.5	3.5	(4	Q	33	73	E→Q	50	65
							10	3	7	4n	Q	20	50	E→Q	20	40								10	3	7	(8	Q	13	40	E→Q	25	30
							15	4	11	6n	Q	15	40	E→Q	15	30								15	4	11	(16	Q	9	30	E→Q	17	29
MC 14050 BCL	Mot	16-dil-4	I	-0.5	+18		5	1.5	3.5	2n	Q	40	100	E→Q	40	80	4050 BFM	Fch	16-flat-1	M	-0.5	+18	400	5	1.5	3.5	(1	Q	33	73	E→Q	50	65
							10	3	7	4n	Q	20	50	E→Q	20	40								10	3	7	(2	Q	13	40	E→Q	25	30
							15	4	11	6n	Q	15	40	E→Q	15	30								15	4	11	(4	Q	9	30	E→Q	17	29
MC 14050 BCP	Mot	16-dil-1	I	-0.5	+18		5	1.5	3.5	2n	Q	40	100	E→Q	40	80	4050 BPC	Fch	16-dil-1	I	-0.5	+18	400	5	1.5	3.5	(4	Q	33	73	E→Q	50	65
							10	3	7	4n	Q	20	50	E→Q	20	40								10	3	7	(8	Q	13	40	E→Q	25	30
							15	4	11	6n	Q	15	40	E→Q	15	30								15	4	11	(16	Q	9	30	E→Q	17	29
MN 4050 B	Mat		I	-0.5	+20	200	5	1.5	3.5		Q	30	80	E→Q	55	70	4050 DIE1	Sgs	chip	I	-0.5	+18	200	5	1.5	3.5	20n	Q	30	80	E→Q	55	70
							15	4	11		Q	15	30	E→Q	15	30								15	4	11	20n	Q	20	40	E→Q	22	40
																											20n	Q	15	30	E→Q	15	30
MSM 4050 B	Oki		I	-0.5	+20	200	5	1.5	3.5		Q	30	80	E→Q	55	70	μPD 4050 BC	Nec	16-dil-2	I	-0.5	+20	200	5	1.5	3.5	20n	Q	30	80	E→Q	40	80
							15	4	11		Q	15	30	E→Q	15	30								10	3	7	40n	Q	20	40	E→Q	20	40
																							15	4	11	60n	Q	15	30	E→Q	15	30	
NJU 4050 B	Njr		I	-0.5	+20	200	5	1.5	3.5		Q	30	80	E→Q	55	70	μPD 4050 BG	Nec	16-mic-1	I	-0.5	+20	200	5	1.5	3.5	20n	Q	30	80	E→Q	40	80
							15	4	11		Q	15	30	E→Q	15	30								10	3	7	40n	Q	20	40	E→Q	20	40
																							15	4	11	60n	Q	15	30	E→Q	15	30	
SCL 4050 B	Spr		I	-0.5	+20	200	5	1.5	3.5		Q	30	80	E→Q	55	70	CD 74HC4050 BP	Rca		I	-0.5	+7	500	2				Q	25	25	E→Q	30	30
							15	4	11		Q	15	30	E→Q	15	30											Q	6	6	E→Q	9	9	
																											Q	6	6	E→Q	9	9	
TC 4050 BF	Tos	16-mic-3	I	-0.5	+20	180	5	1.5	3.5	2n	Q	50	100	E→Q	80	80	LR 74HC4050 BP	Sha		I	-0.5	+7	500	2				Q	25	25	E→Q	30	30
							10	3	7	4n	Q	25	50	E→Q	40	40											Q	6	6	E→Q	9	9	
							15	4	11	8n	Q	20	40	E→Q	25	25											Q	6	6	E→Q	9	9	
TC 4050 BP	Tos	16-dil-2	I	-0.5	+20	300	5	1.5	3.5	2n	Q	50	100	E→Q	80	80	M 74HC4050 BP	Mit		I	-0.5	+7	500	2				Q	25	25	E→Q	30	30
							10	3	7	4n	Q	25	50	E→Q	40	40											Q	6	6	E→Q	9	9	
							15	4	11	8n	Q	20	40	E→Q	25	25											Q	6	6	E→Q	9	9	

4050			Range Data			Identification Data										
Type	Man	B Sec. 3 Pins- Art-Nr.	T _U	U _{dd}		P _{tot} max mW	U _{dd}	U _{IL} ·U _{NL}	U _{IH} ·U _{NH}	I _{dd} typ μA	t _{TR} ns _{typ}		t _{PD} ns _{typ}			
				V min	V max						V	V max	V min	Pin	↓	↑
MC74HC4050 BP	Mot		I	-0.5	+7	500	2				Q	25	25	E→Q	30	30
						6	6				Q	6	6	E→Q	9	9
MM54HC4050 E	Nsc	chip	M	-0.5	+7	600	2	0.5	1.5		Q	25	25	E→Q	30	30
						4,5	1,35	3,15			Q	7	7	E→Q	10	10
						6	1,8	4,2	2		Q	6	6	E→Q	9	9
MM54HC4050 J	Nsc	16-dil-4	M	-0.5	+7	600	2	0.5	1.5		Q	25	25	E→Q	30	30
						4,5	1,35	3,15			Q	7	7	E→Q	10	10
						6	1,8	4,2	2		Q	6	6	E→Q	9	9
MM54HC4050 W	Nsc	16-flat-1	M	-0.5	+7	600	2	0.5	1.5		Q	25	25	E→Q	30	30
						4,5	1,35	3,15			Q	7	7	E→Q	10	10
						6	1,8	4,2	2		Q	6	6	E→Q	9	9
MM74HC4050 M	Nsc	16-mic-1	I	-0.5	+7	600	2	0.5	1.5		Q	25	25	E→Q	30	30
						4,5	1,35	3,15			Q	7	7	E→Q	10	10
						6	1,8	4,2	2		Q	6	6	E→Q	9	9
MM74HC4050 N	Nsc	16-dil-1	I	-0.5	+7	600	2	0.5	1.5		Q	25	25	E→Q	30	30
						4,5	1,35	3,15			Q	7	7	E→Q	10	10
						6	1,8	4,2	2		Q	6	6	E→Q	9	9
MN74HC4050 BP	Mat		I	-0.5	+7	500	2				Q	25	25	E→Q	30	30
						6	6				Q	6	6	E→Q	9	9
MSM74HC4050BP	OkI		I	-0.5	+7	500	2				Q	25	25	E→Q	30	30
						6	6				Q	6	6	E→Q	9	9
TC74HC4050 BP	Tos		I	-0.5	+7	500	2				Q	25	25	E→Q	30	30
						6	6				Q	6	6	E→Q	9	9
μPD74HC4050 BP	Nec		I	-0.5	+7	500	2				Q	25	25	E→Q	30	30
						6	6				Q	6	6	E→Q	9	9

4051

8-Channel Analog Multiplexer



strobe	C	B	A	Connect
H	X	X	X	-
L	L	L	L	X-X0
L	L	L	H	X-X1
L	L	H	L	X-X2
L	L	H	H	X-X3
L	H	L	L	X-X4
L	H	L	H	X-X5
L	H	H	L	X-X6
L	H	H	H	X-X7

Combination	Pin16 V	Pin8 V	Pin7 V
1	+15	0	0
2	+7.5	0	-7.5
3	+5	0	-10
4	+5	0	-5

1) See table for combinations

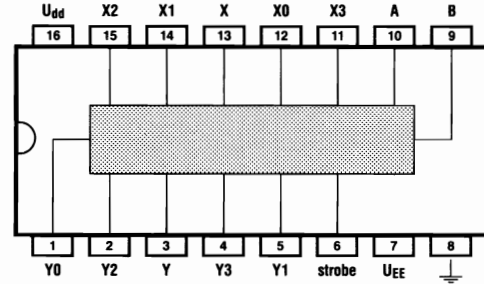
4051			Range Data			Identification Data						4051			Range Data			Identification Data													
Type	Man	B Sec. 3 Pins- Art-Nr.	TU	U _{dd}		P _{tot} max	U _{dd}	U _{IL} *U _{NL}	U _{IH} *U _{NH}	I _{dd} typ	I _{TR} n _{styp}			I _{pd} n _{styp}		Type	Man	B Sec. 3 Pins- Art-Nr.	TU	U _{dd}		P _{tot} max	U _{dd}	U _{IL} *U _{NL}	U _{IH} *U _{NH}	I _{dd} typ	I _{TR} n _{styp}			I _{pd} n _{styp}	
				V min	V max						mW	V	V max	V min	μA					Pin	↓						↑	Pin	↓	↑	V min
BU 4051 B	Toy		I	-0.5	+20	200	5 15	1.5 4	3.5 11				E → Q 30 E → Q 10	30 10	HCC 4051 BD	Sgs	16-dil-5	M	1)	1)	200	5 10 15	1.5 3 4	3.5 7 11	40n 40n 40n				A-C → X 360 A-C → X 160 A-C → X 120	360 160 120	
CD 4051 BCJ	Nsc	16-dil-4	I	-0.5	+18	500	5 10 15	1.5 3 4	3.5 7 11	(20 (40 (80			E → Q 25 E → Q 15 E → Q 10	25 15 10	HCC 4051 BF	Sgs	16-dil-4	M	1)	1)	200	5 10 15	1.5 3 4	3.5 7 11	40n 40n 40n				A-C → X 360 A-C → X 160 A-C → X 120	360 160 120	
CD 4051 BCM	Nsc	16-mic-1	I	-0.5	+18	500	5 10 15	1.5 3 4	3.5 7 11	(5 (10 (20			E → Q 25 E → Q 15 E → Q 10	25 15 10	HCC 4051 BK	Sgs	16-flat-1	M	1)	1)	200	5 10 15	1.5 3 4	3.5 7 11	40n 40n 40n				A-C → X 360 A-C → X 160 A-C → X 120	360 160 120	
CD 4051 BCN	Nsc	16-dil-1	I	-0.5	+18	700	5 10 15	1.5 3 4	3.5 7 11	(5 (10 (20			E → Q 25 E → Q 15 E → Q 10	25 15 10	HCF 4051 BE	Sgs	16-dil-1	I	1)	1)	200	5 10 15	1.5 3 4	3.5 7 11	40n 40n 40n				A-C → X 360 A-C → X 160 A-C → X 120	360 160 120	
CD 4051 BD	Rca	16-dil-5	M	1)	1)	200	5 10 15	1.5 3 4	3.5 7 11	40n 40n 40n			A-C → X 450 A-C → X 160 A-C → X 120	450 160 120	HCF 4051 BF	Sgs	16-dil-4	I	1)	1)	200	5 10 15	1.5 3 4	3.5 7 11	40n 40n 40n				A-C → X 360 A-C → X 160 A-C → X 120	360 160 120	
CD 4051 BE	Rca	16-dil-1	I	1)	1)	200	5 10 15	1.5 3 4	3.5 7 11	40n 40n 40n			A-C → X 450 A-C → X 160 A-C → X 120	450 160 120	HCF 4051 BM	Sgs	16-mic-1	I	1)	1)	200	5 10 15	1.5 3 4	3.5 7 11	40n 40n 40n				A-C → X 360 A-C → X 160 A-C → X 120	360 160 120	
CD 4051 BF	Rca	16-dil-4	M	1)	1)	200	5 10 15	1.5 3 4	3.5 7 11	40n 40n 40n			A-C → X 450 A-C → X 160 A-C → X 120	450 160 120	HD 14051 B	Hit		I	-0.5	+20	200	5 15	1.5 4	3.5 11				E → Q 30 E → Q 10	30 10		
CD 4051 BH	Rca	chip	M	1)	1)		5 10 15	1.5 3 4	3.5 7 11	40n 40n 40n			A-C → X 450 A-C → X 160 A-C → X 120	450 160 120	HEF 4051 B	Sig		I	-0.5	+20	200	5 15	1.5 4	3.5 11				E → Q 30 E → Q 10	30 10		
CD 4051 BK	Rca	16-flat-1	M	1)	1)	200	5 10 15	1.5 3 4	3.5 7 11	40n 40n 40n			A-C → X 450 A-C → X 160 A-C → X 120	450 160 120	HEF 4051 BD	Val	16-dil-4	I	-0.5	+18	500	5 10 15	1.5 3 4	3.5 7 11	(20 (40 (80				E → Q 15 E → Q 5 E → Q 5	15 5 5	
CD 4051 BMD	Nsc	16-dil-5	M	-0.5	+18	500	5 10 15	1.5 3 4	3.5 7 11	(5 (20 (20			E → Q 25 E → Q 15 E → Q 10	25 15 10	HEF 4051 BP	Val	16-dil-1	I	-0.5	+18	500	5 10 15	1.5 3 4	3.5 7 11	(20 (40 (80				E → Q 15 E → Q 5 E → Q 5	15 5 5	
CD 4051 BMJ	Nsc	16-dil-4	M	-0.5	+18	700	5 10 15	1.5 3 4	3.5 7 11	(5 (10 (20			E → Q 25 E → Q 15 E → Q 10	25 15 10	HEF 4051 BT	Val	16-mic-1	I	-0.5	+18	400	5 10 15	1.5 3 4	3.5 7 11	(20 (40 (80				E → Q 15 E → Q 5 E → Q 5	15 5 5	
CD 4051 BMW	Nsc	16-flat-1	M	-0.5	+18	700	5 10 15	1.5 3 4	3.5 7 11	(5 (10 (20			E → Q 25 E → Q 15 E → Q 10	25 15 10	M 4051 BP	Mit		I	-0.5	+20	200	5 15	1.5 4	3.5 11				E → Q 30 E → Q 10	30 10		

4051			Range Data			Identification Data						4051			Range Data			Identification Data																
Type	Man	B Sec. 3 Pins- Art-Nr.	T _U	U _{dd}		P _{tot} max mW	U _{dd}	U _{IL}	U _{IH}	I _{dd} typ μA	t _{TR} n _{styp}			I _{PD} n _{styp}			Type	Man	B Sec. 3 Pins- Art-Nr.	T _U	U _{dd}		P _{tot} max mW	U _{dd}	U _{IL}	U _{IH}	I _{dd} typ μA	t _{TR} n _{styp}			I _{PD} n _{styp}			
				V min	V max			V max	V min		Pin	↓	↑	Pin → Pin	↓	↑					V min	V max			V max	V min		μA	Pin	↓	↑	Pin → Pin	↓	↑
MB84051 B	Fui		I	-0.5	+20	200	5	1.5	3.5				E-Q	30	30	4051 BFC	Fch	16-flat-1	I	-0.5	+18	400	5	1.5	3.5	(20				E-Q	10	25		
							15	4	11				E-Q	10	10								15	10	3	7	(40				E-Q	6	10	
																							15	10	4	11	(80				E-Q	4	6	
MC14051 BAL	Mot	16-dil-4	M	-0.5	+18		5	1.5	3.5	5n			E-Q	35	35	4051 BFM	Fch	16-flat-1	M	-0.5	+18	400	5	1.5	3.5	(5				E-Q	10	25		
							10	3	7	10n			E-Q	15	15								10	10	3	7	(10				E-Q	6	10	
							15	4	11	15n			E-Q	12	12								15	10	4	11	(20				E-Q	4	6	
MC14051 BCL	Mot	16-dil-4	I	-0.5	+18	500	5	1.5	3.5	5n			E-Q	35	35	4051 BPC	Fch	16-dil-1	I	-0.5	+18	400	5	1.5	3.5	(20				E-Q	10	25		
							10	3	7	10n			E-Q	15	15								10	10	3	7	(40				E-Q	6	10	
							15	4	11	15n			E-Q	12	12								15	10	4	11	(80				E-Q	4	6	
MC14051 BCP	Mot	16-dil-1	I	-0.5	+18	500	5	1.5	3.5	5n			E-Q	35	35	4051 DIE1	Sgs	chip	I	1)	1)	200	5	1.5	3.5	40n				A-C-X	360	360		
							10	3	7	10n			E-Q	15	15								10	3	7	40n				A-C-X	160	160		
							15	4	11	15n			E-Q	12	12								15	4	11	40n				A-C-X	120	120		
MN4051 B	Mat		I	-0.5	+20	200	5	1.5	3.5				E-Q	30	30																			
							15	4	11				E-Q	10	10	μPD4051 BC	Nec	16-dil-2	I	-0.5	+18		5	1.5	3.5	5n				E-Q	35	35		
MSM4051 B	OkI		I	-0.5	+20	200	5	1.5	3.5				E-Q	30	30								10	3	7	10n				E-Q	15	15		
							15	4	11				E-Q	10	10								15	4.5	10.5	15n				E-Q	12	12		
NJU4051 B	Njr		I	-0.5	+20	200	5	1.5	3.5				E-Q	30	30	μPD4051 BG	Nec	16-mic-1	I	-0.5	+18		5	1.5	3.5	5n				E-Q	35	35		
							15	4	11				E-Q	10	10								10	3	7	10n				E-Q	15	15		
													E-Q	10	10								15	4.5	10.5	15n				E-Q	12	12		
SCL4051 B	Spr		I	-0.5	+20	200	5	1.5	3.5				E-Q	30	30	HD74HC4051 BP	Hit		I	-0.5	+7	500	2											
							15	4	11				E-Q	10	10								6							E-Q	25	25		
																													E-Q	3	3			
TC4051 BF	Tos	16-mic-3	I	-0.5	+20	180	5	1.5	3.5	5n			E-Q	15	15	LR74HC4051 BP	Sha		I	-0.5	+7	500	2											
							10	3	7	10n			E-Q	8	8								6							E-Q	25	25		
							15	4	11	15n			E-Q	5	5														E-Q	3	3			
TC4051 BP	Tos	16-dil-2	I	-0.5	+20	300	5	1.5	3.5	5n			E-Q	15	15	M74HC4051 BP	Mit		I	-0.5	+7	500	2											
							10	3	7	10n			E-Q	8	8								6							E-Q	25	25		
							15	4	11	15n			E-Q	5	5	MC74HC4051 BP	Mot		I	-0.5	+7	500	2											
																							6							E-Q	25	25		
V4051 D	Mkm	16-dil-1	I	-0.5	+18	300	5	1.5	3.5	150			E-Q	(60	(60	MM74HC4051 M	Nsc	16-mic-1	I	-0.5	+7	500	2	0.5	1.5									
							10	3	7	300			E-Q	(30	(30								4.5	1.35	3.15					E-Q	3	3		
							15	4	11	600			E-Q	(20	(20								6	1.8	4.2	8				E-Q	3	3		
4051 BDC	Fch	16-dil-4	I	-0.5	+18	400	5	1.5	3.5	(20			E-Q	10	25								2	0.5	1.5									
							10	3	7	(40			E-Q	6	10	MM74HC4051 N	Nsc	16-dil-1	I	-0.5	+7	600	2	0.5	1.5									
							15	4	11	(80			E-Q	4	6								4.5	1.35	3.15	8				E-Q	3	3		
																							6	1.8	4.2	8				E-Q	3	3		
4051 BDM	Fch	16-dil-4	M	-0.5	+18	400	5	1.5	3.5	(5			E-Q	10	25																			
							10	3	7	(10			E-Q	6	10																			
							15	4	11	(20			E-Q	4	6																			

4051			Range Data			Identification Data										
Type	Man	B Sec. 3 Pins- Art-Nr.	T _U	U _{dd}		P _{tot} max	U _{dd}	U _{IL}	U _{IH}	I _{dd} typ	t _{TR} n _{styp}			t _{PD} n _{styp}		
				V min	V max	mW		V	V max		V min	μA	Pin	↓	↑	Pin → Pin
MN 74HC4051 BP	Mat		I	-0.5	+7	500	2							E-Q	25	25
							6							E-Q	3	3
TC 74HC4051 BP	Tos		I	-0.5	+7	500	2							E-Q	25	25
							6							E-Q	3	3
μPD 74HC4051 BP	Nec		I	-0.5	+7	500	2							E-Q	25	25
							6							E-Q	3	3

4052

Dual 4-Channel Analog Multiplexer



strobe	B	A	Connect
H	X	X	-
L	L	L	X-X0 Y-Y0
L	L	H	X-X1 Y-Y1
L	H	L	X-X2 Y-Y2
L	H	H	X-X3 Y-Y3

Combination	Pin 16 V	Pin 8 V	Pin 7 V
1	+15	0	0
2	+7.5	0	-7.5
3	+5	0	-10
4	+5	0	-5

1) See table for combinations

4052			Range Data			Identification Data										
Type	Man	B Sec. 3 Pins- Art-Nr.	T _U	U _{dd}		P _{tot} max	U _{dd}	U _{IL}	U _{IH}	I _{dd} typ	t _{TR} n _{styp}			t _{PD} n _{styp}		
				V min	V max	mW		V	V max		V min	μA	Pin	↓	↑	Pin → Pin
BU 4052 B	Toy		I	-0.5	+20	200	5	1.5	3.5					E-Q	30	30
							15	4	11					E-Q	10	10

4052			Range Data			Identification Data						4052			Range Data			Identification Data															
Type	Man	B Sec. 3 Pins- Art-Nr.	TU	U _{dd}		P _{tot} max	U _{dd}	U _{IL} UNL	U _{IH} UNH	I _{dd} typ	I _{TR} n _{styp}			I _{pd} n _{styp}			Type · Tipo	Herst Man Fab Prod	B Sec. 3 Pins- Art-Nr.	TU	U _{dd}		P _{tot} max	U _{dd}	U _{IL} UNL	U _{IH} UNH	I _{dd} typ	I _{TR} n _{styp}			I _{pd} n _{styp}		
				V min	V max						mW	V	V max	V min	μA	Pin					↓	↑						Pin	↓	↑	V min	V max	mW
CD 4052 BCJ	Nsc	16-dil-4	I	-0.5	+18	500	5	1.5	3.5	(20 10 15)	3 7 11	(40 40 80)		E → Q 25 25 E → Q 15 15 E → Q 10 10	HCC 4052 BD	Sgs	16-dil-5	M	1)	1)	200	5	1.5	3.5	40n	3 7 11	(40n 40n 40n)		A-C · X 360 360 A-C · X 160 160 A-C · X 120 120				
CD 4052 BCM	Nsc	16-mic-1	I	-0.5	+18	500	5	1.5	3.5	(5 10 15)	3 7 11	(10 20)		E → Q 25 25 E → Q 15 15 E → Q 10 10	HCC 4052 BF	Sgs	16-dil-4	M	1)	1)	200	5	1.5	3.5	40n	3 7 11	(40n 40n 40n)		A-C · X 360 360 A-C · X 160 160 A-C · X 120 120				
CD 4052 BCN	Nsc	16-dil-1	I	-0.5	+18	700	5	1.5	3.5	(5 10 15)	3 7 11	(10 20)		E → Q 25 25 E → Q 15 15 E → Q 10 10	HCC 4052 BK	Sgs	16-flat-1	M	1)	1)	200	5	1.5	3.5	40n	3 7 11	(40n 40n 40n)		A-C · X 360 360 A-C · X 160 160 A-C · X 120 120				
CD 4052 BD	Rca	16-dil-5	M	1)	1)	200	5	1.5	3.5	40n	3 7 11	40n		A-C · X 450 450 A-C · X 160 160 A-C · X 120 120	HCF 4052 BE	Sgs	16-dil-1	I	1)	1)	200	5	1.5	3.5	40n	3 7 11	40n		A-C · X 360 360 A-C · X 160 160 A-C · X 120 120				
CD 4052 BE	Rca	16-dil-1	I	1)	1)	200	5	1.5	3.5	40n	3 7 11	40n		A-C · X 450 450 A-C · X 160 160 A-C · X 120 120	HCF 4052 BF	Sgs	16-dil-4	I	1)	1)	200	5	1.5	3.5	40n	3 7 11	40n		A-C · X 360 360 A-C · X 160 160 A-C · X 120 120				
CD 4052 BF	Rca	16-dil-4	M	1)	1)	200	5	1.5	3.5	40n	3 7 11	40n		A-C · X 450 450 A-C · X 160 160 A-C · X 120 120	HCF 4052 BM	Sgs	16-mic-1	I	1)	1)	200	5	1.5	3.5	40n	3 7 11	40n		A-C · X 360 360 A-C · X 160 160 A-C · X 120 120				
CD 4052 BH	Rca	chip	M	1)	1)		5	1.5	3.5	40n	3 7 11	40n		A-C · X 450 450 A-C · X 160 160 A-C · X 120 120	HD 14052 B	Hit		I	-0.5	+20	200	5	1.5	3.5	40n	3 7 11	40n		E → Q 30 30 E → Q 10 10				
CD 4052 BK	Rca	16-flat-1	M	1)	1)	200	5	1.5	3.5	40n	3 7 11	40n		A-C · X 450 450 A-C · X 160 160 A-C · X 120 120	HEF 4052 B	Sig		I	-0.5	+20	200	5	1.5	3.5	40n	3 7 11	40n		E → Q 30 30 E → Q 10 10				
CD 4052 BMD	Nsc	16-dil-5	M	-0.5	+18	500	5	1.5	3.5	(5 10 15)	3 7 11	(20 20 20)		E → Q 25 25 E → Q 15 15 E → Q 10 10	HEF 4052 BD	Val	16-dil-4	I	-0.5	+18	500	5	1.5	3.5	(20 10 15)	3 7 11	(40 40 80)		E → Q 10 10 E → Q 5 5 E → Q 5 5				
CD 4052 BMJ	Nsc	16-dil-4	M	-0.5	+18	700	5	1.5	3.5	(5 10 15)	3 7 11	(20 20)		E → Q 25 25 E → Q 15 15 E → Q 10 10	HEF 4052 BP	Val	16-dil-1	I	-0.5	+18	500	5	1.5	3.5	(20 10 15)	3 7 11	(40 40 80)		E → Q 10 10 E → Q 5 5 E → Q 5 5				
CD 4052 BMW	Nsc	16-flat-1	M	-0.5	+18	700	5	1.5	3.5	(5 10 15)	3 7 11	(20 10 15)		E → Q 25 25 E → Q 15 15 E → Q 10 10	HEF 4052 BT	Val	16-mic-1	I	-0.5	+18	400	5	1.5	3.5	(20 10 15)	3 7 11	(40 40 80)		E → Q 10 10 E → Q 5 5 E → Q 5 5				
														M 4052 BP	Mit		I	-0.5	+20	200	5	1.5	3.5	40n	3 7 11	40n		E → Q 30 30 E → Q 10 10					

4052			Range Data			Identification Data						4052			Range Data			Identification Data													
Type	Man	B Sec. 3 Pins-Art-Nr.	TU	U _{dd}		P _{tot} max mW	U _{dd}	U _{IL}	U _{IH}	I _{dd} typ μA	I _{TR} n _s typ			I _{PD} n _s typ	Type	Man	B Sec. 3 Pins-Art-Nr.	TU	U _{dd}		P _{tot} max mW	U _{dd}	U _{IL}	U _{IH}	I _{dd} typ μA	I _{TR} n _s typ			I _{PD} n _s typ		
				V min	V max			V	V max		V min	Pin	↓						↑	Pin			↓	↑		V min	V max	V		V max	V min
MB 84052 B	Fui		I	-0.5	+20	200	5	1.5	3.5				E-Q 30 30 E-Q 10 10	4052 BFM	Fch	16-flat-1	M		-0.5	+18	400	5	1.5	3.5	(5 10 15)	(10 7 11)	(20 15)				E-Q 10 25 E-Q 6 10 E-Q 4 6
MC 14052 BAL	Mot	16-dil-4	M	-0.5	+18	500	5	1.5	3.5	5n 10n 15n			E-Q 30 30 E-Q 12 12 E-Q 10 10	4052 BPC	Fch	16-dil-1	I		-0.5	+18	400	5	1.5	3.5	(20 15)	(10 3 7)	(40 11)				E-Q 10 25 E-Q 6 10 E-Q 4 6
MC 14052 BCL	Mot	16-dil-4	I	-0.5	+18	500	5	1.5	3.5	5n 10n 15n			E-Q 30 30 E-Q 12 12 E-Q 10 10	4052 DIE1	Sgs	chip	I	1)	1)	200	5	1.5	3.5	40n 10 15	3 7 4	40n 11 40n				A-C-X 360 360 A-C-X 160 160 A-C-X 120 120	
MC 14052 BCP	Mot	16-dil-1	I	-0.5	+18	500	5	1.5	3.5	5n 10n 15n			E-Q 30 30 E-Q 12 12 E-Q 10 10	μPD 4052 BC	Nec	16-dil-2	I		-0.5	+18		5	1.5	3.5	5n 10n 15n	3 7 4.5	10.5				E-Q 30 30 E-Q 12 12 E-Q 10 10
MN 4052 B	Mat		I	-0.5	+20	200	5	1.5	3.5				E-Q 30 30 E-Q 10 10	μPD 4052 BG	Nec	16-mic-1	I		-0.5	+18		5	1.5	3.5	5n 10n 15n	3 7 4.5	10.5				E-Q 30 30 E-Q 12 12 E-Q 10 10
MSM 4052 B	Oki		I	-0.5	+20	200	5	1.5	3.5				E-Q 30 30 E-Q 10 10	HD 74HC4052 BP	Hrt		I		-0.5	+7	500	2 6								E-Q 25 25 E-Q 3 3	
NJU 4052 B	Njr		I	-0.5	+20	200	5	1.5	3.5				E-Q 30 30 E-Q 10 10	LR 74HC4052 BP	Sha		I		-0.5	+7	500	2 6								E-Q 25 25 E-Q 3 3	
SCL 4052 B	Spr		I	-0.5	+20	200	5	1.5	3.5				E-Q 30 30 E-Q 10 10	M 74HC4052 BP	Mrl		I		-0.5	+7	500	2 6								E-Q 25 25 E-Q 3 3	
TC 4052 BF	Tos	16-mic-3	I	-0.5	+20	180	5	1.5	3.5	5n 10n 15n			E-Q 15 15 E-Q 8 8 E-Q 5 5	MC 74HC4052 BP	Mot		I		-0.5	+7	500	2 6								E-Q 25 25 E-Q 3 3	
TC 4052 BP	Tos	16-dil-2	I	-0.5	+20	300	5	1.5	3.5	5n 10n 15n			E-Q 15 15 E-Q 8 8 E-Q 5 5	MM 74HC4052 M	Nsc	16-mic-1	I		-0.5	+7	500	2 4.5 6	0.5 1.35 1.8	1.5 3.15 4.2				8			
4052 BDC	Fch	16-dil-4	I	-0.5	+18	400	5	1.5	3.5	(20 10 15)			E-Q 10 25 E-Q 6 10 E-Q 4 6	MM 74HC4052 N	Nsc	16-dil-1	I		-0.5	+7	600	2 4.5 6	0.5 1.35 1.8	1.5 3.15 4.2				8			
4052 BDM	Fch	16-dil-4	M	-0.5	+18	400	5	1.5	3.5	(5 10 15)			E-Q 10 25 E-Q 6 10 E-Q 4 6	MN 74HC4052 BP	Mat		I		-0.5	+7	500	2 6								E-Q 25 25 E-Q 3 3	
4052 BFC	Fch	16-flat-1	I	-0.5	+18	400	5	1.5	3.5	(20 10 15)			E-Q 10 25 E-Q 6 10 E-Q 4 6	TC 74HC4052 BP	Tos		I		-0.5	+7	500	2 6								E-Q 25 25 E-Q 3 3	

4052			Range Data			Identification Data						4053	Triple 2-Channel Analog Multiplexer											
Type	Man	B Sec. 3 Pins- Art-Nr.	T _U	U _{dd}		P _{tot} max mW	U _{dd}	U _{IL} U _{IH} U _{NL} U _{NH}		I _{dd} typ μA	t _{TR} n _{styp}									t _{PD} n _{styp}				
				V min	V max			V	V max		V min									Pin	↓	↑	Pin → Pin	↓
μPD 74HC4052BP	Nec		1	-0.5	+7	500	2 6							E→Q	25	25	E→Q	3	3					

strobe	C	B	A	Connect
H	X	X	X	-
L	L	L	L	X-X0 Y-Y0 Z-Z0
L	L	L	H	X-X1 Y-Y0 Z-Z0
L	L	H	L	X-X0 Y-Y1 Z-Z0
L	L	H	H	X-X1 Y-Y1 Z-Z0
L	H	L	L	X-X0 Y-Y0 Z-Z1
L	H	L	H	X-X1 Y-Y0 Z-Z1
L	H	H	L	X-X0 Y-Y1 Z-Z1
L	H	H	H	X-X1 Y-Y1 Z-Z1

Combination	Pin 16 V	Pin 8 V	Pin 7 V
1	+15	0	0
2	+7.5	0	-7.5
3	+5	0	-10
4	+5	0	-5

1) See table for combinations

4053			Range Data			Identification Data						4053			Range Data			Identification Data									
Type	Man	B Sec. 3 Pins- Art-Nr.	U _{dd}		P _{tot} max	U _{dd}	U _{IL}	U _{IH}	I _{dd} typ	I _{TR} n _{styp}		I _{PD} n _{styp}		Type	Man	B Sec. 3 Pins- Art-Nr.	U _{dd}		P _{tot} max	U _{dd}	U _{IL}	U _{IH}	I _{dd} typ	I _{TR} n _{styp}		I _{PD} n _{styp}	
			V min	V max			V	V max		V min	μA	Pin	↓				↑	Pin			↓	↑		V	V min	V max	V
BU 4053 B	Toy		I	-0.5 +20	200	5 15	1.5 4	3.5 11					E-Q 30 30 E-Q 10 10	HCC 4053 BD	Sgs	16-dil-5	M	1) 1)	200	5 10 15	1.5 3 4	3.5 7 11	40n 40n 40n				A-C-X 360 360 A-C-X 160 160 A-C-X 120 120
CD 4053 BCJ	Nsc	16-dil-4	I	-0.5 +18	500	5 10 15	1.5 3 4	3.5 7 11	(20 40 80)				E-Q 25 25 E-Q 15 15 E-Q 10 10	HCC 4053 BF	Sgs	16-dil-4	M	1) 1)	200	5 10 15	1.5 3 4	3.5 7 11	40n 40n 40n				A-C-X 360 360 A-C-X 160 160 A-C-X 120 120
CD 4053 BCM	Nsc	16-mic-1	I	-0.5 +18	500	5 10 15	1.5 3 4	3.5 7 11	(5 10 20)				E-Q 25 25 E-Q 15 15 E-Q 10 10	HCC 4053 BK	Sgs	16-flat-1	M	1) 1)	200	5 10 15	1.5 3 4	3.5 7 11	40n 40n 40n				A-C-X 360 360 A-C-X 160 160 A-C-X 120 120
CD 4053 BCN	Nsc	16-dil-1	I	-0.5 +18	700	5 10 15	1.5 3 4	3.5 7 11	(5 10 20)				E-Q 25 25 E-Q 15 15 E-Q 10 10	HCF 4053 BE	Sgs	16-dil-1	I	1) 1)	200	5 10 15	1.5 3 4	3.5 7 11	40n 40n 40n				A-C-X 360 360 A-C-X 160 160 A-C-X 120 120
CD 4053 BD	Rca	16-dil-5	M	1) 1)	200	5 10 15	1.5 3 4	3.5 7 11	40n 40n 40n				A-C-X 450 450 A-C-X 160 160 A-C-X 120 120	HCF 4053 BF	Sgs	16-dil-4	I	1) 1)	200	5 10 15	1.5 3 4	3.5 7 11	40n 40n 40n				A-C-X 360 360 A-C-X 160 160 A-C-X 120 120
CD 4053 BE	Rca	16-dil-1	I	1) 1)	200	5 10 15	1.5 3 4	3.5 7 11	40n 40n 40n				A-C-X 450 450 A-C-X 160 160 A-C-X 120 120	HCF 4053 BM	Sgs	16-mic-1	I	1) 1)	200	5 10 15	1.5 3 4	3.5 7 11	40n 40n 40n				A-C-X 360 360 A-C-X 160 160 A-C-X 120 120
CD 4053 BF	Rca	16-dil-4	M	1) 1)	200	5 10 15	1.5 3 4	3.5 7 11	40n 40n 40n				A-C-X 450 450 A-C-X 160 160 A-C-X 120 120	HD 14053 B	Hit		I	-0.5 +20	200	5 15	1.5 4	3.5 11				E-Q 30 30 E-Q 10 10	
CD 4053 BH	Rca	chip	M	1) 1)		5 10 15	1.5 3 4	3.5 7 11	40n 40n 40n				A-C-X 450 450 A-C-X 160 160 A-C-X 120 120	HEF 4053 B	Sig		I	-0.5 +20	200	5 15	1.5 4	3.5 11				E-Q 30 30 E-Q 10 10	
CD 4053 BK	Rca	16-flat-1	M	1) 1)	200	5 10 15	1.5 3 4	3.5 7 11	40n 40n 40n				A-C-X 450 450 A-C-X 160 160 A-C-X 120 120	HEF 4053 BD	Val	16-dil-4	I	-0.5 +18	500	5 10 15	1.5 3 4	3.5 7 11	(20 40 80)				E-Q 10 15 E-Q 5 5 E-Q 5 5
CD 4053 BMD	Nsc	16-dil-5	M	-0.5 +18	500	5 10 15	1.5 3 4	3.5 7 11	(5 20 20)				E-Q 25 25 E-Q 15 15 E-Q 10 10	HEF 4053 BP	Val	16-dil-1	I	-0.5 +18	500	5 10 15	1.5 3 4	3.5 7 11	(20 40 80)				E-Q 10 15 E-Q 5 5 E-Q 5 5
CD 4053 BMJ	Nsc	16-dil-4	M	-0.5 +18	700	5 10 15	1.5 3 4	3.5 7 11	(5 10 20)				E-Q 25 25 E-Q 15 15 E-Q 10 10	HEF 4053 BT	Val	16-mic-1	I	-0.5 +18	400	5 10 15	1.5 3 4	3.5 7 11	(20 40 80)				E-Q 10 15 E-Q 5 5 E-Q 5 5
CD 4053 BMW	Nsc	16-flat-1	M	-0.5 +18	700	5 10 15	1.5 3 4	3.5 7 11	(5 10 20)				E-Q 25 25 E-Q 15 15 E-Q 10 10	M 4053 BP	Mit		I	-0.5 +20	200	5 15	1.5 4	3.5 11				E-Q 30 30 E-Q 10 10	

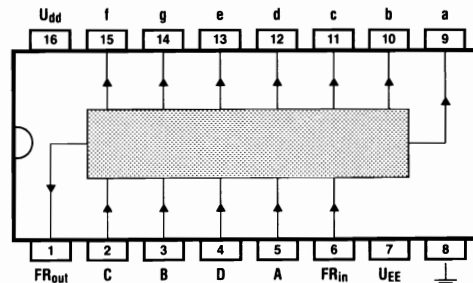
4053			Range Data				Identification Data					4053			Range Data				Identification Data														
Type	Man	B Sec. 3 Pins- Art-Nr.	TU	U _{dd}		P _{tot} max	U _{dd}	U _{IL}	U _{IH}	I _{dd} typ	I _{TR} n _s typ			I _{PD} n _s typ			Type	Man	B Sec. 3 Pins- Art-Nr.	TU	U _{dd}		P _{tot} max	U _{dd}	U _{IL}	U _{IH}	I _{dd} typ	I _{TR} n _s typ			I _{PD} n _s typ		
				V min	V max			V	V max		V min	Pin	↓	↑	Pin	Pin					↓	↑			V min	V max		V	V max	V min	Pin	↓	↑
MB 84053 B	Fui		I	-0.5	+20	200	5	1.5	3.5				E→Q	30	30	4053 BFM	Fch	16-flat-1	M	-0.5	+18	400	5	1.5	3.5	(5			E→Q	10	25		
						15	4	11				E→Q	10	10								15	10	3	7	(10			E→Q	6	10		
																						15	15	4	11	(20			E→Q	4	6		
MC 14053 BAL	Mot	16-dil-4	M	-0.5	+18	500	5	1.5	3.5	5n			E→Q	25	25	4053 BPC	Fch	16-dil-1	I	-0.5	+18	400	5	1.5	3.5	(20			E→Q	10	25		
						10	3	7	10n				E→Q	8	8							10	15	3	7	(40			E→Q	6	10		
						15	4	11	15n				E→Q	6	6							15	15	4	11	(80			E→Q	4	6		
MC 14053 BCL	Mot	16-dil-4	I	-0.5	+18	500	5	1.5	3.5	5n			E→Q	25	25	4053 DIE1	Sgs	chip	I	1)	1)	200	5	1.5	3.5	40n			A-C-X	360	360		
						10	3	7	10n				E→Q	8	8							10	10	3	7	40n			A-C-X	180	180		
						15	4	11	15n				E→Q	6	6							15	15	4	11	40n			A-C-X	120	120		
MC 14053 BCP	Mot	16-dil-1	I	-0.5	+18	500	5	1.5	3.5	5n			E→Q	25	25	μPD 4053 BC	Nec	16-dil-2	I	-0.5	+18		5	1.5	3.5	5n			E→Q	25	25		
						10	3	7	10n				E→Q	8	8							10	10	3	7	10n			E→Q	8	8		
						15	4	11	15n				E→Q	6	6							15	15	4.5	10.5	15n			E→Q	6	6		
MN 4053 B	Mat		I	-0.5	+20	200	5	1.5	3.5				E→Q	30	30	μPD 4053 BG	Nec	16-mic-1	I	-0.5	+18		5	1.5	3.5	5n			E→Q	25	25		
						15	4	11				E→Q	10	10								10	10	3	7	10n			E→Q	8	8		
MSM 4053 B	Oki		I	-0.5	+20	200	5	1.5	3.5				E→Q	30	30							15	15	4.5	10.5	15n			E→Q	6	6		
						15	4	11				E→Q	10	10															E→Q	6	6		
NJU 4053 B	Njr		I	-0.5	+20	200	5	1.5	3.5				E→Q	30	30	MC 74HC4053 BP	Mot		I	-0.5	+7	500	2						E→Q	25	25		
						15	4	11				E→Q	10	10								2	2					E→Q	3	3			
SCL 4053 B	Spr		I	-0.5	+20	200	5	1.5	3.5				E→Q	30	30	MM 74HC4053 M	Nsc	16-mic-1	I	-0.5	+7	500	2	0.5	1.5								
						15	4	11				E→Q	10	10								4.5	1.35	3.15			8						
																						6	1.8	4.2									
TC 4053 BF	Tos	16-mic-3	I	-0.5	+20	180	5	1.5	3.5	5n			E→Q	15	15	MM 74HC4053 N	Nsc	16-dil-1	I	-0.5	+7	600	2	0.5	1.5								
						10	3	7	10n				E→Q	8	8							4.5	1.35	3.15			8						
						15	4	11	15n				E→Q	5	5							6	1.8	4.2									
TC 4053 BP	Tos	16-dil-2	I	-0.5	+20	300	5	1.5	3.5	5n			E→Q	15	15	MN 74HC4053 BP	Mat		I	-0.5	+7	500	2						E→Q	25	25		
						10	3	7	10n				E→Q	8	8							2	2					E→Q	3	3			
						15	4	11	15n				E→Q	5	5																		
4053 BDC	Fch	16-dil-4	I	-0.5	+18	400	5	1.5	3.5	(20			E→Q	10	25	TC 74HC4053 BP	Tos		I	-0.5	+7	500	2						E→Q	25	25		
						10	3	7	(40				E→Q	6	10							6	6					E→Q	3	3			
						15	4	11	(80				E→Q	4	6																		
4053 BDM	Fch	16-dil-4	M	-0.5	+18	400	5	1.5	3.5	(5			E→Q	10	25																		
						10	3	7	(10				E→Q	6	10																		
						15	4	11	(20				E→Q	4	6																		
4053 BFC	Fch	16-flat-1	I	-0.5	+18	400	5	1.5	3.5	(20			E→Q	10	25																		
						10	3	7	(40				E→Q	6	10																		
						15	4	11	(80				E→Q	4	6																		

4054		4-Segment Liquid-Crystal Display Driver						4054			Range Data			Identification Data								
								Type	Man	B Sec. 3 Pins-Art-Nr.	T _U	U _{dd}		P _{tot} max	U _{dd}	U _{IL} *U _{NL}	U _{IH} *U _{NH}	I _{dd} typ	t _{TR} nstyp		t _{PD} nstyp	
												V min	V max						V	V max	V min	μA
<p>FR = Display frequency, S1...S4 = strobes</p> <p>1) Supply voltage = + 5/ - 5V</p>																						
4054		Range Data			Identification Data																	
Type	Man	B Sec. 3 Pins-Art-Nr.	T _U	U _{dd}		P _{tot} max	U _{dd}	U _{IL} *U _{NL}	U _{IH} *U _{NH}	I _{dd} typ	t _{TR} nstyp		t _{PD} nstyp									
				V min	V max						V	V max	V min	μA	Pin	↓	↑	Pin	↓	↑		
CD 4054 BF	Rca	16-dil-4	M	-0.5	+ 20	200	1) 10 15	1.5 3	3.5 7	40n 40n	Q Q	100 100	100 100	E - Q E - Q	400 340	400 340						
CD 4054 BH	Rca	chip	M	-0.5	+ 20		1) 10 15	1.5 3	3.5 7	40n 40n	Q Q	100 100	100 100	E - Q E - Q	400 340	400 340						
CD 4054 BK	Rca	16-flat-1	M	-0.5	+ 20	200	1) 10 15	1.5 3	3.5 7	40n 40n	Q Q	100 100	100 100	E - Q E - Q	400 340	400 340						
HCC 4054 BD	Sgs	16-dil-5	M	-0.5	+ 20	200	1) 10 15	1.5 3	3.5 7	40n 40n	Q Q	100 100	100 100	E - Q E - Q	400 340	400 340						
HCC 4054 BF	Sgs	16-dil-4	M	-0.5	+ 20	200	1) 10 15	1.5 3	3.5 7	40n 40n	Q Q	100 100	100 100	E - Q E - Q	400 340	400 340						
HCC 4054 BK	Sgs	16-flat-1	M	-0.5	+ 20	200	1) 10 15	1.5 3	3.5 7	40n 40n	Q Q	100 100	100 100	E - Q E - Q	400 340	400 340						
HCF 4054 BE	Sgs	16-dil-1	I	-0.5	+ 18	200	1) 10 15	1.5 3	3.5 7	40n 40n	Q Q	100 100	100 100	E - Q E - Q	400 340	400 340						
HCF 4054 BF	Sgs	16-dil-4	I	-0.5	+ 18	200	1) 10 15	1.5 3	3.5 7	40n 40n	Q Q	100 100	100 100	E - Q E - Q	400 340	400 340						
HCF 4054 BM	Sgs	16-mic-1	I	-0.5	+ 18	200	1) 10 15	1.5 3	3.5 7	40n 40n	Q Q	100 100	100 100	E - Q E - Q	400 340	400 340						
MSM 4054 B	Oki		I	-0.5	+ 20	200	5 15	1.5 4	3.5 11		Q	100 75	100 75	E - Q E - Q	400 250	400 250						
NJU 4054 B	Njr		I	-0.5	+ 20	200	5 15	1.5 4	3.5 11		Q	100 75	100 75	E - Q E - Q	400 250	400 250						
TC 4054 BP	Tos	16-dil-2	I	-0.5	+ 20	300	5 10 15	1.5 3 4	3.5 7 11	5n 10n 15n	Q Q Q	80 50 40	80 50 40	E - Q E - Q E - Q	680 210 140	680 210 140						

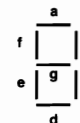
4054			Range Data			Identification Data										
Type	Man	B Sec. 3 Pins- Art-Nr.	T _U	U _{dd}		P _{tot} max	U _{dd}		U _{IL}	U _{IH}	I _{dd}	t _{TR}		t _{PD}		
				V min	V max	mW	V	V max	V min	μA	Pin	↓	↑	Pin → Pin	↓	↑
4054 DIE1	Sgs	chip	1	-0.5	+18	200	1) 10 15	1.5 3 4	3.5 7 11	40n 40n 40n	Q	100 100 75	100 100 75	E→Q E→Q E→Q	400 340 250	400 340 250

4055

BCD-to-7 Segment Decoder for Multiplexed Display



Inputs				Output
D	C	B	A	CHR
L	L	L	L	0
L	L	L	H	1
L	L	H	L	2
L	L	H	H	3
L	H	L	L	4
L	H	L	H	5
L	H	H	L	6
L	H	H	H	7
H	L	L	L	8
H	L	L	H	9
H	L	H	L	L
H	L	H	H	H
H	H	L	L	P
H	H	L	H	A
H	H	H	L	-
H	H	H	H	blank



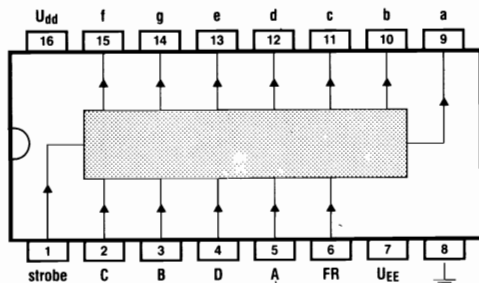
FR = Display frequency, A...D = BCD inputs,
a...g = 7-segment outputs,
CHR = Output character

1) Supply voltage = +5/-5V

4055			Range Data			Identification Data						4055			Range Data			Identification Data																						
Type	Man	B Sec. 3 Pins- Art-Nr.	TU	U _{dd}		P _{tot} max	U _{dd}	U _{IL}	U _{IH}	I _{dd} typ	t _{TR}			t _{PD}			Type	Man	B Sec. 3 Pins- Art-Nr.	TU	U _{dd}		P _{tot} max	U _{dd}	U _{IL}	U _{IH}	I _{dd} typ	t _{TR}			t _{PD}									
				V min	V max			mW	V		V max	V min	μA	Pin	↓	↑					Pin	↓			↑	V		V min	V max	mW	V	V max	V min	μA	Pin	↓	↑	Pin	↓	↑
CD 4055 BD	Rca	16-dil-5	M	-0.5	+20	200	1)	1.5	3.5	40n	Q	100	100	E→Q	650	650	NJU 4055 B	Njr		I	-0.5	+20	200	5	1.5	3.5		Q	100	100	E→Q	650	650							
							10	3	7	40n	Q	100	100	E→Q	575	575								15	4	11		Q	75	75	E→Q	375	375							
							15	4	11	40n	Q	75	75	E→Q	375	375																								
CD 4055 BE	Rca	16-dil-1	I	-0.5	+20	200	1)	1.5	3.5	40n	Q	100	100	E→Q	650	650	TC 4055 BP	Tos	16-dil-2	I	-0.5	+20	300	5	1.5	3.5	5n	Q	80	80	E→Q	980	980							
							10	3	7	40n	Q	100	100	E→Q	575	575								10n	Q	50	50	E→Q	320	320										
							15	4	11	40n	Q	75	75	E→Q	375	375								15n	Q	40	40	E→Q	210	210										
CD 4055 BF	Rca	16-dil-4	M	-0.5	+20	200	1)	1.5	3.5	40n	Q	100	100	E→Q	650	650	4055 DIE1	Sgs	chip	I	-0.5	+18	200	1)	1.5	3.5	40n	Q	100	100	E→Q	650	650							
							10	3	7	40n	Q	100	100	E→Q	575	575								10	3	7	40n	Q	100	100	E→Q	575	575							
							15	4	11	40n	Q	75	75	E→Q	375	375								15	4	11	40n	Q	75	75	E→Q	375	375							
CD 4055 BH	Rca	chip	M	-0.5	+20	200	1)	1.5	3.5	40n	Q	100	100	E→Q	650	650																								
							10	3	7	40n	Q	100	100	E→Q	575	575																								
							15	4	11	40n	Q	75	75	E→Q	375	375																								
CD 4055 BK	Rca	16-flat-1	M	-0.5	+20	200	1)	1.5	3.5	40n	Q	100	100	E→Q	650	650																								
							10	3	7	40n	Q	100	100	E→Q	575	575																								
							15	4	11	40n	Q	75	75	E→Q	375	375																								
HCC 4055 BD	Sgs	16-dil-5	M	-0.5	+20	200	1)	1.5	3.5	40n	Q	100	100	E→Q	650	650																								
							10	3	7	40n	Q	100	100	E→Q	575	575																								
							15	4	11	40n	Q	75	75	E→Q	375	375																								
HCC 4055 BF	Sgs	16-dil-4	M	-0.5	+20	200	1)	1.5	3.5	40n	Q	100	100	E→Q	650	650																								
							10	3	7	40n	Q	100	100	E→Q	575	575																								
							15	4	11	40n	Q	75	75	E→Q	375	375																								
HCC 4055 BK	Sgs	16-flat-1	M	-0.5	+20	200	1)	1.5	3.5	40n	Q	100	100	E→Q	650	650																								
							10	3	7	40n	Q	100	100	E→Q	575	575																								
							15	4	11	40n	Q	75	75	E→Q	375	375																								
HCF 4055 BE	Sgs	16-dil-1	I	-0.5	+18	200	1)	1.5	3.5	40n	Q	100	100	E→Q	650	650																								
							10	3	7	40n	Q	100	100	E→Q	575	575																								
							15	4	11	40n	Q	75	75	E→Q	375	375																								
HCF 4055 BF	Sgs	16-dil-4	I	-0.5	+18	200	1)	1.5	3.5	40n	Q	100	100	E→Q	650	650																								
							10	3	7	40n	Q	100	100	E→Q	575	575																								
							15	4	11	40n	Q	75	75	E→Q	375	375																								
HCF 4055 BM	Sgs	16-mic-1	I	-0.5	+18	200	1)	1.5	3.5	40n	Q	100	100	E→Q	650	650																								
							10	3	7	40n	Q	100	100	E→Q	575	575																								
							15	4	11	40n	Q	75	75	E→Q	375	375																								

4056

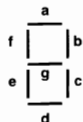
BCD-to-7 Segment Decoder/Latch



Inputs				Output
D	C	B	A	CHR
L	L	L	L	0
L	L	L	H	1
L	L	H	L	2
L	L	H	H	3
L	H	L	L	4
L	H	L	H	5
L	H	H	L	6
L	H	H	H	7
H	L	L	L	8
H	L	L	H	9
H	L	H	L	L
H	L	H	H	H
H	H	L	L	P
H	H	L	H	A
H	H	H	L	-
H	H	H	H	blank

FR = Display frequency, A...D = BCD inputs,
a...g = 7-segment outputs,
CHR = Output character

1) Supply voltage = +5/-5V



4056

Range Data

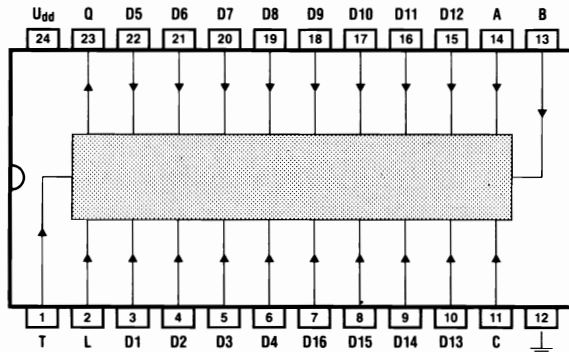
Identification Data

Type	Man	B Sec. 3 Pins- Art-Nr.	T _U	U _{dd}		P _{tot} max mW	U _{dd}	U _{IH}		I _{dd} typ μA	t _{TR}		t _{PD}			
				V _{min}	V _{max}			V _{max}	V _{min}		Pin ↓	↑	Pin ↓	↑		
				ns	ns			ns	ns							
CD4056 BD	Rca	16-dil-5	M	-0.5	+20	200	1) 10 15	1.5 3 4	3.5 7 11	40n 40n 40n	Q Q Q	100 100 75	100 100 75	E-Q E-Q E-Q	650 575 375	650 575 375
CD4056 BE	Rca	16-dil-1	I	-0.5	+20	200	1) 10 15	1.5 3 4	3.5 7 11	40n 40n 40n	Q Q Q	100 100 75	100 100 75	E-Q E-Q E-Q	650 575 375	650 575 375
CD4056 BF	Rca	16-dil-4	M	-0.5	+20	200	1) 10 15	1.5 3 4	3.5 7 11	40n 40n 40n	Q Q Q	100 100 75	100 100 75	E-Q E-Q E-Q	650 575 375	650 575 375
CD4056 BH	Rca	chip	M	-0.5	+20	200	1) 10 15	1.5 3 4	3.5 7 11	40n 40n 40n	Q Q Q	100 100 75	100 100 75	E-Q E-Q E-Q	650 575 375	650 575 375
CD4056 BK	Rca	16-flat-1	M	-0.5	+20	200	1) 10 15	1.5 3 4	3.5 7 11	40n 40n 40n	Q Q Q	100 100 75	100 100 75	E-Q E-Q E-Q	650 575 375	650 575 375
HCC4056 BD	Sgs	16-dil-5	M	-0.5	+20	200	1) 10 15	1.5 3 4	3.5 7 11	40n 40n 40n	Q Q Q	100 100 75	100 100 75	E-Q E-Q E-Q	650 575 375	650 575 375
HCC4056 BF	Sgs	16-dil-4	M	-0.5	+20	200	1) 10 15	1.5 3 4	3.5 7 11	40n 40n 40n	Q Q Q	100 100 75	100 100 75	E-Q E-Q E-Q	650 575 375	650 575 375
HCC4056 BK	Sgs	16-flat-1	M	-0.5	+20	200	1) 10 15	1.5 3 4	3.5 7 11	40n 40n 40n	Q Q Q	100 100 75	100 100 75	E-Q E-Q E-Q	650 575 375	650 575 375
HCF4056 BE	Sgs	16-dil-1	I	-0.5	+18	200	1) 10 15	1.5 3 4	3.5 7 11	40n 40n 40n	Q Q Q	100 100 75	100 100 75	E-Q E-Q E-Q	650 575 375	650 575 375
HCF4056 BF	Sgs	16-dil-4	I	-0.5	+18	200	1) 10 15	1.5 3 4	3.5 7 11	40n 40n 40n	Q Q Q	100 100 75	100 100 75	E-Q E-Q E-Q	650 575 375	650 575 375
HCF4056 BM	Sgs	16-mic-1	I	-0.5	+18	200	1) 10 15	1.5 3 4	3.5 7 11	40n 40n 40n	Q Q Q	100 100 75	100 100 75	E-Q E-Q E-Q	650 575 375	650 575 375

4056			Range Data			Identification Data												
Type	Man	B Sec. 3 Pins- Art-Nr.	T _U	U _{dd}		P _{tot} max mW	U _{dd}	U _L UNL		U _H UNH		I _{dd} typ μA	t _{TR} n _{styp}			I _{PD} n _{styp}		
				V min	V max			V	V max	V min	μA		Pin	↓	↑	Pin → Pin	↓	↑
NJU 4056 B	Njr		I	-0.5	+20	200	5	1.5	3.5			Q	100	100	E-Q	650	650	
							15	4	11			Q	75	75	E-Q	375	375	
TC 4056 BF	Tos	16-mic-3	I	-0.5	+20	180	5	1.5	3.5	5n		Q	80	80	E-Q	980	980	
							10	3	7	10n		Q	50	50	E-Q	320	320	
							15	4	11	15n		Q	40	40	E-Q	210	210	
TC 4056 BP	Tos	16-dil-2	I	-0.5	+20	300	5	1.5	3.5	5n		Q	80	80	E-Q	980	980	
							10	3	7	10n		Q	50	50	E-Q	320	320	
							15	4	11	15n		Q	40	40	E-Q	210	210	
4056 DIE1	Sgs	chip	I	-0.5	+18	200	1)	1.5	3.5	40n		Q	100	100	E-Q	650	650	
							10	3	7	40n		Q	100	100	E-Q	575	575	
							15	4	11	40n		Q	75	75	E-Q	375	375	

4059

Programmable Divide-by-n Counter

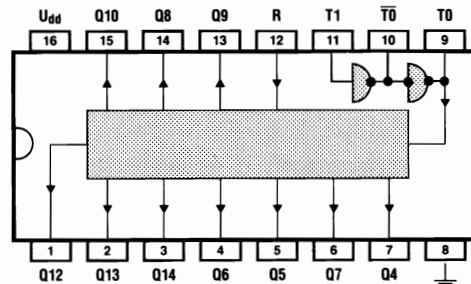


4059			Range Data			Identification Data												
Type	Man	B Sec. 3 Pins- Art-Nr.	T _U	U _{dd}		P _{tot} max mW	U _{dd}	U _L UNL		U _H UNH		I _{dd} typ μA	t _{TR} n _{styp}			I _{PD} n _{styp}		
				V min	V max			V	V max	V min	μA		Pin	↓	↑	Pin → Pin	↓	↑
CD 4059 AD	Rca	24-dil-5	M	-0.5	+15	200	5	*1.5	*1.5	20n		Q	35	100	T-Q	180	180	
							10	*3	*3	20n		Q	20	50	T-Q	90	90	
CD 4059 AE	Rca	24-dil-1	I	-0.5	+15	200	5	*1.5	*1.5	20n		Q	35	100	T-Q	180	180	
							10	*3	*3	20n		Q	20	50	T-Q	90	90	

4059			Range Data				Identification Data									
Type	Man	B Sec. 3 Pins-Art-Nr.	TU	U _{dd}		P _{tot} max mW	U _{dd}	U _{IL} * U _{NL} U _{IH} * U _{NH}		I _{dd} typ μA	t _{TR} nstyp			t _{pd} nstyp		
				V min	V max			V	V max		V min	Pin	↓	↑	Pin → Pin	↓
CD 4059 AF	Rca	24-dil-4	I	-0.5	+15		5	*1,5 *3	*1,5 *3	20n	Q	35	100	T→Q	180	180
CD 4059 AH	Rca	chip	M	-0.5	+15	200	5	*1,5 *3	*1,5 *3	20n	Q	35	100	T→Q	180	180
CD 4059 AK	Rca	24-flat-1	M	-0.5	+15	200	5	*1,5 *3	*1,5 *3	20n	Q	35	100	T→Q	180	180
HEF 4059 B	Sig		I	-0.5	+20	200	5	1,5 4	3,5 11							
HEF 4059 BD	Val	24-dil-4	I	-0.5	+18	500	5	1,5 3	3,5 7	(20 40 80)	Q	30	45	T→Q	90	100
HEF 4059 BP	Val	24-dil-1	I	-0.5	+18	500	5	1,5 3	3,5 7	(20 40 80)	Q	30	45	T→Q	90	100
HEF 4059 BT	Val	24-mic-2	I	-0.5	+18	400	1)	1,5 3	3,5 7	(20 40 80)	Q	30	45	T→Q	90	100
MN 4059 B	Mat		I	-0.5	+20	200	5	1,5 4	3,5 11							

4060

14-Stage Counter/Divider/Oscillator



T	R	Function
X	H	reset
H	L	-
L	L	-
⌊	L	count

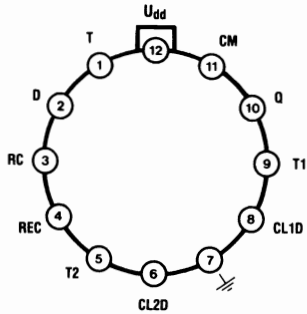
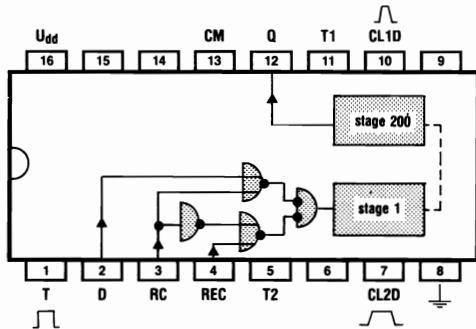
4060			Range Data				Identification Data									
Type	Man	B Sec. 3 Pins-Art-Nr.	TU	U _{dd}		P _{tot} max mW	U _{dd}	U _{IL} * U _{NL} U _{IH} * U _{NH}		I _{dd} typ μA	t _{TR} nstyp			t _{pd} nstyp		
				V min	V max			V	V max		V min	Pin	↓	↑	Pin → Pin	↓
CD 4060 AD	Rca	16-dil-5	M	-0,5	+15	200	5	*1,5 *3	*1,5 *3	0,5	Q	150	150	T→Q4	900	900
CD 4060 AE	Rca	16-dil-1	I	-0,5	+15	200	5	*1,5 *3	*1,5 *3	1	Q	150	150	T→Q4	900	900

4060				Range Data			Identification Data						4060				Range Data			Identification Data															
Type	Man	B Sec. 3 Pins- Art-Nr.	TU	U _{dd}		P _{lot} max	U _{dd}	U _{IL}		U _{IH}	I _{dd} typ	t _{TR}			t _{PD}			Type	Man	B Sec. 3 Pins- Art-Nr.	TU	U _{dd}		P _{lot} max	U _{dd}	U _{IL}		U _{IH}	I _{dd} typ	t _{TR}			t _{PD}		
				V min	V max			mW	V			V max	V min	μA	Pin	↓	↑					Pin	↓			↑	V min			V max	mW	V	V max	V min	μA
				→	→	→	→	→	→	→	→	→	→	→	→	→	→					→	→	→	→	→	→	→	→	→	→	→	→	→	→
CD 4060 AF	Rca	16-dil-4	M	-0.5 + 15	200	5 10	5 10	*1.5 *3	*1.5 *3	0.5 1	Q	150 75	150 75	T-Q4 T-Q4	900 450	900 450	CD 4060 BMJ	Nsc	16-dil-4	M	-0.5 + 18	500	5 10 15	5 10 15	1.5 3 4	3.5 7 11	(5 (10 (20	Q Q Q	100 50 40	100 50 40	T-Q1 T-Q1 T-Q1	250 100 75	250 100 75		
CD 4060 AH	Rca	chip	M	-0.5 + 15	5	10	5	*1.5 *3	*1.5 *3	0.5 1	Q	150 75	150 75	T-Q4 T-Q4	900 450	900 450	CD 4060 BMW	Nsc	16-flat-1	M	-0.5 + 18	5	10 15	5 10 15	1.5 3 4	3.5 7 11	(5 (10 (20	Q Q Q	100 50 40	100 50 40	T-Q1 T-Q1 T-Q1	250 100 75	250 100 75		
CD 4060 AK	Rca	16-flat-1	M	-0.5 + 15	200	5 10	5 10	*1.5 *3	*1.5 *3	0.5 1	Q	150 75	150 75	T-Q4 T-Q4	900 450	900 450	HCC 4060 BD	Sgs	16-dil-5	M	-0.5 + 20	200	5 10 15	5 10 15	1.5 3 4	3.5 7 11	40n 40n 40n	Q Q Q	100 50 40	100 50 40	T-Q4 T-Q4 T-Q4	370 150 100	370 150 100		
CD 4060 BCJ	Nsc	16-dil-4	I	-0.5 + 18	500	5 10 15	5 10 15	1.5 3 4	3.5 7 11	(20 (40 (80	Q	100 50 40	100 50 40	T-Q1 T-Q1 T-Q1	250 100 75	250 100 75	HCC 4060 BF	Sgs	16-dil-4	M	-0.5 + 20	200	5 10 15	5 10 15	1.5 3 4	3.5 7 11	40n 40n 40n	Q Q Q	100 50 40	100 50 40	T-Q4 T-Q4 T-Q4	370 150 100	370 150 100		
CD 4060 BCM	Nsc	16-mic-1	I	-0.5 + 18	500	5 10 15	5 10 15	1.5 3 4	3.5 7 11	(20 (40 (80	Q	100 50 40	100 50 40	T-Q4 T-Q4 T-Q4	550 250 200	550 250 200	HCC 4060 BK	Sgs	16-flat-1	M	-0.5 + 20	200	5 10 15	5 10 15	1.5 3 4	3.5 7 11	40n 40n 40n	Q Q Q	100 50 40	100 50 40	T-Q4 T-Q4 T-Q4	370 150 100	370 150 100		
CD 4060 BCN	Nsc	16-dil-1	I	-0.5 + 18	700	5 10 15	5 10 15	1.5 3 4	3.5 7 11	(20 (40 (80	Q	100 50 40	100 50 40	T-Q4 T-Q4 T-Q4	550 250 200	550 250 200	HCF 4060 BE	Sgs	16-dil-1	I	-0.5 + 18	200	5 10 15	5 10 15	1.5 3 4	3.5 7 11	40n 40n 40n	Q Q Q	100 50 40	100 50 40	T-Q4 T-Q4 T-Q4	370 150 100	370 150 100		
CD 4060 BD	Rca	16-dil-5	M	-0.5 + 20	200	5 10 15	5 10 15	1.5 3 4	3.5 7 11	40n 40n 40n	Q	100 50 40	100 50 40	T-Q4 T-Q4 T-Q4	370 150 100	370 150 100	HCF 4060 BF	Sgs	16-dil-4	I	-0.5 + 18	200	5 10 15	5 10 15	1.5 3 4	3.5 7 11	40n 40n 40n	Q Q Q	100 50 40	100 50 40	T-Q4 T-Q4 T-Q4	370 150 100	370 150 100		
CD 4060 BE	Rca	16-dil-1	I	-0.5 + 20	200	5 10 15	5 10 15	1.5 3 4	3.5 7 11	40n 40n 40n	Q	100 50 40	100 50 40	T-Q4 T-Q4 T-Q4	370 150 100	370 150 100	HEF 4060 B	Sig		I	-0.5 + 20	200	5 15	5 15	1.5 4	3.5 11	Q Q	100 40	100 40	11-Q4 11-Q4	800 240	800 240			
CD 4060 BF	Rca	16-dil-4	M	-0.5 + 20	200	5 10 15	5 10 15	1.5 3 4	3.5 7 11	40n 40n 40n	Q	100 50 40	100 50 40	T-Q4 T-Q4 T-Q4	370 150 100	370 150 100	HEF 4060 BD	Val	16-dil-4	I	-0.5 + 18	500	5 10 15	5 10 15	1.5 3 4	3.5 7 11	(20 (40 (80	Q Q Q	60 30 20	60 30 20	RS-Q3 RS-Q3 RS-Q3	210 80 50	210 80 50		
CD 4060 BH	Rca	chip	M	-0.5 + 20	5	10 15	5 10 15	1.5 3 4	3.5 7 11	40n 40n 40n	Q	100 50 40	100 50 40	T-Q4 T-Q4 T-Q4	370 150 100	370 150 100	HEF 4060 BP	Val	16-dil-1	I	-0.5 + 18	500	5 10 15	5 10 15	1.5 3 4	3.5 7 11	(20 (40 (80	Q Q Q	60 30 20	60 30 20	RS-Q3 RS-Q3 RS-Q3	210 80 50	210 80 50		
CD 4060 BK	Rca	16-flat-1	M	-0.5 + 20	200	5 10 15	5 10 15	1.5 3 4	3.5 7 11	40n 40n 40n	Q	100 50 40	100 50 40	T-Q4 T-Q4 T-Q4	370 150 100	370 150 100	HEF 4060 BT	Val	16-mic-1	I	-0.5 + 18	400	5 10 15	5 10 15	1.5 3 4	3.5 7 11	(20 (40 (80	Q Q Q	60 30 20	60 30 20	RS-Q3 RS-Q3 RS-Q3	210 80 50	210 80 50		
CD 4060 BMD	Nsc	16-dil-5	M	-0.5 + 18	500	5 10 15	5 10 15	1.5 3 4	3.5 7 11	(5 (10 (20	Q	100 50 40	100 50 40	T-Q1 T-Q1 T-Q1	250 100 75	250 100 75	MB 84060 B	Fui		I	-0.5 + 20	200	5 15	5 15	1.5 4	3.5 11	Q Q	100 40	100 40	11-Q4 11-Q4	800 240	800 240			

4060			Range Data			Identification Data							4060			Range Data			Identification Data																		
Type	Man	B Sec. 3 Pins- Art-Nr.	TU	U _{dd}		P _{tot} max	U _{dd}	U _{IL}	U _{IH}	I _{dd} typ	t _{TR} n _{styp}			t _{PD} n _{styp}			Type	Man	B Sec. 3 Pins- Art-Nr.	TU	U _{dd}		P _{tot} max	U _{dd}	U _{IL}	U _{IH}	I _{dd} typ	t _{TR} n _{styp}			t _{PD} n _{styp}						
				V min	V max			V max	V min		μA	Pin	↓	↑	Pin ↓	↓					↑	V min			V max	mW		V	V max	V min	μA	Pin	↓	↑	Pin ↓	↓	↑
MC14060 BAL	Mot	16-dil-4	M	-0.5	+18	500	5	1.5	3.5	5n	Q	50	40	T→Q4	415	415	MSM74HC4060BP	Oki		I	-0.5	+7	500	2					Q	30	30	T→Q	230	230			
							10	3	7	10n	Q	30	25	T→Q4	175	175								6				Q	7	7	T→Q	45	45				
							15	4	11	15n	Q	20	20	T→Q4	125	125	TC74HC4060 BP	Tos		I	-0.5	+7	500	2					Q	30	30	T→Q	230	230			
							10	3	7	10n	Q	30	25	T→Q4	175	175								6				Q	7	7	T→Q	45	45				
							15	4	11	15n	Q	20	20	T→Q4	125	125																					
MC14060 BCL	Mot	16-dil-4	I	-0.5	+18	500	5	1.5	3.5	5n	Q	50	40	T→Q4	415	415																					
							10	3	7	10n	Q	30	25	T→Q4	175	175																					
							15	4	11	15n	Q	20	20	T→Q4	125	125																					
MC14060 BCP	Mot	16-dil-1	I	-0.5	+18	500	5	1.5	3.5	5n	Q	50	40	T→Q4	415	415																					
							10	3	7	10n	Q	30	25	T→Q4	175	175																					
							15	4	11	15n	Q	20	20	T→Q4	125	125																					
MN 4060 B	Mat		I	-0.5	+20	200	5	1.5	3.5		Q	100	100	11→Q4	800	800																					
							15	4	11		Q	40	40	11→Q4	240	240																					
SCL 4060 B	Spr		I	-0.5	+20	200	5	1.5	3.5		Q	100	100	11→Q4	800	800																					
							15	4	11		Q	40	40	11→Q4	240	240																					
4060 DIE1	Sgs	chip	I	-0.5	+18	200	5	1.5	3.5	40n	Q	100	100	T→Q4	370	370																					
							10	3	7	40n	Q	50	50	T→Q4	150	150																					
							15	4	11	40n	Q	40	40	T→Q4	100	100																					
CD74HC4060 BP	Rca		I	-0.5	+7	500	2				Q	30	30	T→Q	230	230																					
							6				Q	7	7	T→Q	45	45																					
HD74HC4060 BP	Hit		I	-0.5	+7	500	2				Q	30	30	T→Q	230	230																					
							6				Q	7	7	T→Q	45	45																					
LR74HC4060 BP	Sha		I	-0.5	+7	500	2				Q	30	30	T→Q	230	230																					
							6				Q	7	7	T→Q	45	45																					
MC74HC4060 BP	Mot		I	-0.5	+7	500	2				Q	30	30	T→Q	230	230																					
							6				Q	7	7	T→Q	45	45																					
MM74HC4060 M	Nsc	16-mic-1	I	-0.5	+7	500	2	0.5	1.5		Q	30	30	T→Q4	120	120																					
							4.5	1.35	3.15		Q	10	10	T→Q4	42	42																					
							6	1.8	4.2	8	Q	9	9	T→Q4	35	35																					
MM74HC4060 N	Nsc	16-dil-1	I	-0.5	+7	600	2	0.5	1.5		Q	30	30	T→Q4	120	120																					
							4.5	1.35	3.15		Q	10	10	T→Q4	42	42																					
							6	1.8	4.2	8	Q	9	9	T→Q4	35	35																					
MN74HC4060 BP	Mat		I	-0.5	+7	500	2				Q	30	30	T→Q	230	230																					
							6				Q	7	7	T→Q	45	45																					

4062

200-Bit Dynamic Shift Register



REC = Recirculation, RC = Recirculation control, CM = Clock mode control,
T = 1-phase clock, T1/T2 = 2-phase clock

4062

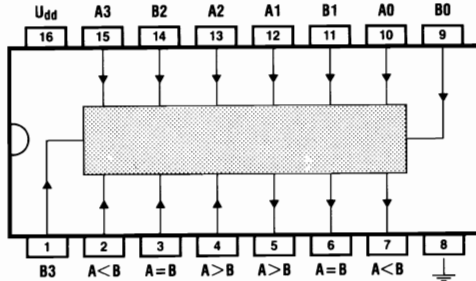
Range Data

Identification Data

Type	Man	B Sec. 3 Pins- Art-Nr.	T _U	U _{dd}		P _{tot} max mW	U _{dd}	U _L ·U _{NL}	U _H ·U _{NH}	I _{dd} typ μA	t _{TR} n _s typ		t _{PD} n _s typ			
				V min	V max						V	V max	V min	μA	Pin ↓	Pin ↑
CD4062AH	Rca	chip	M	-0.5	+15		5 10	*1.5 *3	*1.5 *3	0.5 1	Q Q	100 50	100 50	T · Q T · Q	1000 400	1000 400
CD4062AK	Rca	16-flat-1	M	-0.5	+15	200	5 10	*1.5 *3	*1.5 *3	0.5 1	Q Q	100 50	100 50	T · Q T · Q	1000 400	1000 400
CD4062AT	Rca	12-can-1	M	-0.5	+15	200	5 10	*1.5 *3	*1.5 *3	0.5 1	Q Q	100 50	100 50	T · Q T · Q	1000 400	1000 400

4063

4-Bit Magnitude Comparator



Inputs							Outputs		
A3,B3	A2,B2	A1,B1	A0,B0	A<B	A=B	A>B	A<B	A=B	A>B
A3>B3	X	X	X	X	X	X	L	L	H
A3 = B3	A2>B2	X	X	X	X	X	L	L	H
A3 = B3	A2 = B2	A1>B1	X	X	X	X	L	L	H
A3 = B3	A2 = B2	A1 = B1	A0>B0	X	X	X	L	L	H
A3<B3	X	X	X	X	X	X	H	L	L
A3 = B3	A2<B2	X	X	X	X	X	H	L	L
A3 = B3	A2 = B2	A1<B1	X	X	X	X	H	L	L
A3 = B3	A2 = B2	A1 = B1	A0<B0	X	X	X	H	L	L
A3 = B3	A2 = B2	A1 = B1	A0 = B0	L	L	H	L	L	H
A3 = B3	A2 = B2	A1 = B1	A0 = B0	L	H	L	L	H	L
A3 = B3	A2 = B2	A1 = B1	A0 = B0	H	L	L	H	L	L

4063

Range Data

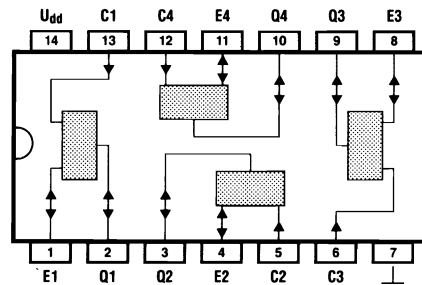
Identification Data

Type	Man	B Sec. 3 Pins- Art-Nr.	TU	U _{dd}			I _{dd}			t _{TR}			t _{PD}			
				V _{min}	V _{max}	P _{tot} mW	V	I _{UNL} V _{max}	I _{UH} V _{min}	μA	Pin	↓	↑	Pin	↓	↑
CD 4063 BD	Rca	16-dil-5	M	-0.5	+20	200	5	1.5	3.5	40n	Q	100	100	E→Q	625	625
				10			10	3	7	40n	Q	50	50	E→Q	250	250
				15			15	.4	11	40n	Q	40	40	E→Q	175	175
CD 4063 BE	Rca	16-dil-1	I	-0.5	+20	200	5	1.5	3.5	40n	Q	100	100	E→Q	625	625
				10			10	3	7	40n	Q	50	50	E→Q	250	250
				15			15	4	11	40n	Q	40	40	E→Q	175	175
CD 4063 BF	Rca	16-dil-4	M	-0.5	+20	200	5	1.5	3.5	40n	Q	100	100	E→Q	625	625
				10			10	3	7	40n	Q	50	50	E→Q	250	250
				15			15	4	11	40n	Q	40	40	E→Q	175	175
CD 4063 BH	Rca	chip	M	-0.5	+20		5	1.5	3.5	40n	Q	100	100	E→Q	625	625
				10			10	3	7	40n	Q	50	50	E→Q	250	250
				15			15	4	11	40n	Q	40	40	E→Q	175	175
CD 4063 BK	Rca	16-flat-1	M	-0.5	+20	200	5	1.5	3.5	40n	Q	100	100	E→Q	625	625
				10			10	3	7	40n	Q	50	50	E→Q	250	250
				15			15	4	11	40n	Q	40	40	E→Q	175	175
HCC 4063 BD	Sgs	16-dil-5	M	-0.5	+20	200	5	1.5	3.5	40n	Q	100	100	E→Q	625	625
				10			10	3	7	40n	Q	50	50	E→Q	250	250
				15			15	4	11	40n	Q	40	40	E→Q	175	175
HCC 4063 BF	Sgs	16-dil-4	M	-0.5	+20	200	5	1.5	3.5	40n	Q	100	100	E→Q	625	625
				10			10	3	7	40n	Q	50	50	E→Q	250	250
				15			15	4	11	40n	Q	40	40	E→Q	175	175
HCC 4063 BK	Sgs	16-flat-1	M	-0.5	+20	200	5	1.5	3.5	40n	Q	100	100	E→Q	625	625
				10			10	3	7	40n	Q	50	50	E→Q	250	250
				15			15	4	11	40n	Q	40	40	E→Q	175	175
HCF 4063 BE	Sgs	16-dil-1	I	-0.5	+18	200	5	1.5	3.5	40n	Q	100	100	E→Q	625	625
				10			10	3	7	40n	Q	50	50	E→Q	250	250
				15			15	4	11	40n	Q	40	40	E→Q	175	175
HCF 4063 BF	Sgs	16-dil-4	I	-0.5	+18	200	5	1.5	3.5	40n	Q	100	100	E→Q	625	625
				10			10	3	7	40n	Q	50	50	E→Q	250	250
				15			15	4	11	40n	Q	40	40	E→Q	175	175
HCF 4063 BM	Sgs	16-mic-1	I	-0.5	+18	200	5	1.5	3.5	40n	Q	100	100	E→Q	625	625
				10			10	3	7	40n	Q	50	50	E→Q	250	250
				15			15	4	11	40n	Q	40	40	E→Q	175	175

4063			Range Data			Identification Data													
Type	Man	B Sec. 3 Pins- Art-Nr.	T _U	U _{dd}		P _{tot} max	U _{dd}	U _{IL} UNL	U _{IH} UNH	I _{dd} typ	t _{TR}			t _{PD}					
				V min	V max						mW	V	V max	V min	μA	Pin	↓	↑	Pin
HD 14063 B	Hit		I	-0.5	+20	200	5	1.5	3.5		Q	100	100	E → Q	625	625	E → Q	625	625
M 4063 BP	Mit		I	-0.5	+20	200	5	1.5	3.5		Q	100	100	E → Q	625	625	E → Q	175	175
MSM 4063 B	Oki		I	-0.5	+20	200	5	1.5	3.5		Q	100	100	E → Q	625	625	E → Q	175	175
TC 4063 BF	Tos	16-mic-3	I	-0.5	+20	180	5	1.5	3.5	5n	Q	80	80	A/B → Q	340	340	A/B → Q	140	140
TC 4063 BP	Tos	16-dil-2	I	-0.5	+20	300	5	1.5	3.5	5n	Q	80	80	A/B → Q	340	340	A/B → Q	100	100
4063 DIE1	Sgs	chip	I	-0.5	+18	200	5	1.5	3.5	40n	Q	100	100	E → Q	625	625	E → Q	250	250
μPD 4063 BC	Nec	16-dil-2	I	-0.5	+20	200	5	1.5	3.5	20n	Q	100	100	E → Q	625	625	E → Q	175	175

4066

Quad Analog Switch



C	Switch
L	off
H	on

E = Q (bilateral!)

4066			Range Data			Identification Data										
Type	Man	B Sec. 3 Pins- Art-Nr.	T _U	U _{dd}		P _{tot} max	U _{dd}	U _{IL} UNL	U _{IH} UNH	I _{dd} typ	t _{TR}			t _{PD}		
				V min	V max						mW	V	V max	V min	μA	Pin
BU 4066 B	Toy		I	-0.5	+20	200	5	1.5	3.5		E → Q	20	20	E → Q	7	7
CD 4066 AD	Rca	14-dil-5	M	-0.5	+15	200	5			10n	E → Q	20	20	E → Q	10	10
CD 4066 AE	Rca	14-dil-1	I	-0.5	+15	200	5			250n	E → Q	20	20	E → Q	10	10

4066			Range Data				Identification Data						4066			Range Data				Identification Data													
Type	Man	B Sec. 3 Pins- Art-Nr.	T _U		P _{tot} max	U _{dd}	U _{IL}		I _{dd} typ	t _{TR}			t _{PD}			Type	Man	B Sec. 3 Pins- Art-Nr.	T _U		P _{tot} max	U _{dd}	U _{IL}		I _{dd} typ	t _{TR}			t _{PD}				
			V	V			V	V		μA	Pin	↓	↑	Pin	↓				↑	V			V	V		V	μA	Pin	↓	↑	Pin	↓	↑
			min	max			mW	V		max	V	min	μA	Pin	↓				↑	Pin			↓	↑		min	max	mW	V	max	V	min	μA
CD 4066 AF	Rca	14-dil-4	M	-0.5	+15	200	5		10n				E-Q	20	20	CD 4066 BMJ	Nsc	14-dil-4	M	-0.5	+18	700	5	1.5	3.5	10n				E-Q	25	25	
						10		10n					E-Q	10	10								10	3	7	10n				E-Q	15	15	
								10n					E-Q	20	20								15	4	11	10n				E-Q	10	10	
CD 4066 AH	Rca	chip	M	-0.5	+15		5		10n				E-Q	20	20	CD 4066 BMW	Nsc	14-flat-1	M	-0.5	+18	700	5	1.5	3.5	10n				E-Q	25	25	
						10		10n					E-Q	10	10								10	3	7	10n				E-Q	15	15	
								10n					E-Q	20	20								15	4	11	10n				E-Q	10	10	
CD 4066 AK	Rca	14-flat-1	M	-0.5	+15	200	5		10n				E-Q	20	20	HCC 4066 BD	Sgs	14-dil-5	M	-0.5	+20	200	5	1	3.5	10n				E-Q	35	35	
						10		10n					E-Q	25	25								10	2	7	10n				E-Q	20	20	
								10n					E-Q	15	15								15	2	11	10n				E-Q	15	15	
CD 4066 BCJ	Nsc	14-dil-4	I	-0.5	+18	500	5	1.5	10n				E-Q	25	25	HCC 4066 BF	Sgs	14-dil-4	M	-0.5	+20	200	5	1	3.5	10n				E-Q	35	35	
						10		3	7	10n			E-Q	15	15								10	2	7	10n				E-Q	20	20	
						15		4	11	10n			E-Q	10	10								15	2	11	10n				E-Q	15	15	
CD 4066 BCM	Nsc	14-mic-1	I	-0.5	+18	500	5	1.5	10n				E-Q	25	25	HCC 4066 BK	Sgs	14-flat-1	M	-0.5	+20	200	5	1	3.5	10n				E-Q	35	35	
						10		3	7	10n			E-Q	15	15								10	2	7	10n				E-Q	20	20	
						15		4	11	10n			E-Q	10	10								15	2	11	10n				E-Q	15	15	
CD 4066 BCN	Nsc	14-dil-1	I	-0.5	+18	700	5	1.5	10n				E-Q	25	25	HCF 4066 BE	Sgs	14-dil-1	I	-0.5	+18	200	5	1	3.5	10n				E-Q	35	35	
						10		3	7	10n			E-Q	15	15								10	2	7	10n				E-Q	20	20	
						15		4	11	10n			E-Q	10	10								15	2	11	10n				E-Q	15	15	
CD 4066 BD	Rca	14-dil-5	M	-0.5	+20	200	5	1	3.5	10n			E-Q	20	20	HCF 4066 BF	Sgs	14-dil-4	I	-0.5	+18	200	5	1	3.5	10n				E-Q	35	35	
						10		2	7	10n			E-Q	10	10								10	2	7	10n				E-Q	20	20	
						15		2	11	10n			E-Q	7	7								15	2	11	10n				E-Q	15	15	
CD 4066 BE	Rca	14-dil-1	I	-0.5	+20	200	5	1	3.5	10n			E-Q	20	20	HCF 4066 BF	Sgs	14-dil-4	I	-0.5	+18	200	5	1	3.5	10n				E-Q	35	35	
						10		2	7	10n			E-Q	10	10								10	2	7	10n				E-Q	20	20	
						15		2	11	10n			E-Q	7	7								15	2	11	10n				E-Q	15	15	
CD 4066 BF	Rca	14-dil-4	M	-0.5	+20	200	5	1	3.5	10n			E-Q	20	20	HCF 4066 BM	Sgs	14-mic-1	I	-0.5	+18	200	5	1.5	3.5	10n				E-Q	35	35	
						10		2	7	10n			E-Q	10	10								10	3	7	10n				E-Q	20	20	
						15		2	11	10n			E-Q	7	7								15	4	11	10n				E-Q	15	15	
CD 4066 BH	Rca	chip	M	-0.5	+20		5	1	3.5	10n			E-Q	20	20	HD 14066 B	Hit		I	-0.5	+20	200	5	1.5	3.5	10n				E-Q	20	20	
						10		2	7	10n			E-Q	10	10								15	4	11	10n				E-Q	7	7	
						15		2	11	10n			E-Q	7	7											10n				E-Q	20	20	
CD 4066 BK	Rca	14-flat-1	M	-0.5	+20	200	5	1	3.5	10n			E-Q	20	20	HEF 4066 B	Sig		I	-0.5	+20	200	5	1.5	3.5	10n				E-Q	20	20	
						10		2	7	10n			E-Q	10	10								15	4	11	10n				E-Q	7	7	
						15		2	11	10n			E-Q	7	7											10n				E-Q	7	7	
CD 4066 BMD	Nsc	14-dil-5	M	-0.5	+18	500	5	1.5	10n				E-Q	25	25	HEF 4066 BD	Val	14-dil-4	I	-0.5	+18	500	5	1.5	3.5	(1				E-Q	10	10	
						10		3	7	10n			E-Q	15	15								15	3	7	(2				E-Q	5	5	
						15		4	11	10n			E-Q	10	10								15	4	11	(4				E-Q	5	5	
									10n				E-Q	25	25	HEF 4066 BP	Val	14-dil-1	I	-0.5	+18	500	5	1.5	3.5	(1				E-Q	10	10	
									10n				E-Q	15	15								10	3	7	(2				E-Q	5	5	
									10n				E-Q	10	10								15	4	11	(4				E-Q	5	5	

4066				Range Data			Identification Data						4066				Range Data			Identification Data													
Type	Man	B Sec. 3 Pins- Art-Nr.	TU	U _{dd}		P _{tot} max mW	U _{dd}	U _{IL}	U _{IH}	I _{dd} typ μA	t _{TR} ns/typ			t _{PD} ns/typ			Type	Man	B Sec. 3 Pins- Art-Nr.	TU	U _{dd}		P _{tot} max mW	U _{dd}	U _{IL}	U _{IH}	I _{dd} typ μA	t _{TR} ns/typ			t _{PD} ns/typ		
				V min	V max			V max	V min		Pin ↓	↑	Pin ↓	↑	V min	V max					V max	V min			Pin ↓	↑		Pin ↓	↑				
HEF 4066 BT	Val	14-mic-1	I	-0.5	+18	400	5	1.5	3.5	(1		E-Q	10	10	V 4066 D	Mkm	14-dil-1	I	-0.5	+18	300	5	1.5	3.5	7.5		E-Q	(40	(40				
							10	3	7	(2		E-Q	5	5								10	3	7	15		E-Q	(20	(20				
							15	4	11	(4		E-Q	5	5								15	4	11	30		E-Q	(15	(15				
LC 4066 B	Say		I	-0.5	+20	200	5	1.5	3.5			E-Q	20	20	4066 BDC	Fch	14-dil-4	I	-0.5	+18	400	5	1.5	3.5	(1		E-Q	8	8				
							15	4	11			E-Q	7	7								10	3	7	(2		E-Q	4	3				
																						15	4	11	(4		E-Q	2	2				
M 4066 BP	Mit		I	-0.5	+20	200	5	1.5	3.5			E-Q	20	20	4066 BDM	Fch	14-dil-4	M	-0.5	+18	400	5	1.5	3.5	(0.25		E-Q	8	8				
							15	4	11			E-Q	7	7								10	3	7	(0.5		E-Q	4	3				
																						15	4	11	(1		E-Q	2	2				
MB 84066 B	Fui		I	-0.5	+20	200	5	1.5	3.5			E-Q	20	20	4066 BFC	Fch	14-flat-2	I	-0.5	+18	400	5	1.5	3.5	(1		E-Q	8	8				
							15	4	11			E-Q	7	7								10	3	7	(2		E-Q	4	3				
																						15	4	11	(4		E-Q	2	2				
MC 14066 BAL	Mot	14-dil-4	M	-0.5	+18	500	5	1.5	3.5	5n		E-Q	20	20	4066 BFM	Fch	14-flat-2	M	-0.5	+18	400	5	1.5	3.5	(0.25		E-Q	8	8				
							10	3	7	10n		E-Q	10	10								10	3	7	(2		E-Q	4	3				
							15	3.8	11.3	15n		E-Q	7	7								15	4	11	(4		E-Q	2	2				
MC 14066 BCL	Mot	14-dil-4	I	-0.5	+18	500	5	1.5	3.5	5n		E-Q	20	20	4066 BFM	Fch	14-flat-2	M	-0.5	+18	400	5	1.5	3.5	(0.25		E-Q	8	8				
							10	3	7	10n		E-Q	10	10								10	3	7	(2		E-Q	4	3				
							15	3.8	11.3	15n		E-Q	7	7								15	4	11	(1		E-Q	2	2				
MC 14066 BCP	Mot	14-dil-1	I	-0.5	+18	500	5	1.5	3.5	5n		E-Q	20	20	4066 BPC	Fch	14-dil-1	I	-0.5	+18	400	5	1.5	3.5	(1		E-Q	8	8				
							10	3	7	10n		E-Q	10	10								10	3	7	(2		E-Q	4	3				
							15	3.8	11.3	15n		E-Q	7	7								15	4	11	(4		E-Q	2	2				
MN 4066 B	Mat		I	-0.5	+20	200	5	1.5	3.5			E-Q	20	20	4066 DIE1	Sgs	chip	I	-0.5	+18	200	5	1.5	3.5	10n		E-Q	35	35				
							15	4	11			E-Q	7	7								10	3	7	10n		E-Q	20	20				
																						15	4	11	10n		E-Q	15	15				
MSM 4066 B	Okj		I	-0.5	+20	200	5	1.5	3.5			E-Q	20	20	μPD 4066 BC	Nec	14-dil-1	I	-0.5	+20	200	5	1.5	3.5	0.5n		E-Q	20	20				
							15	4	11			E-Q	7	7								10	3	7	1n		E-Q	10	10				
																						15	3.75	11.25	1.5n		E-Q	7	7				
NJU 4066 B	Njr		I	-0.5	+20	200	5	1.5	3.5			E-Q	20	20	μPD 4066 BG	Nec	14-mic-3	I	-0.5	+20	200	5	1.5	3.5	0.5n		E-Q	20	20				
							15	4	11			E-Q	7	7								10	3	7	1n		E-Q	10	10				
																						15	3.75	11.25	1.5n		E-Q	7	7				
SCL 4066 B	Spr		I	-0.5	+20	200	5	1.5	3.5			E-Q	20	20	HD 74HC4066 BP	Hit		I	-0.5	+7	500	2					E-Q	13	13				
							15	4	11			E-Q	7	7								6				E-Q	4	4					
TC 4066 BF	Tos	14-mic-3	I	-0.5	+20	180	5	1.5	3.5	1n		E-Q	15	15	LR 74HC4066 BP	Sha		I	-0.5	+7	500	2					E-Q	13	13				
							10	3	7	1n		E-Q	8	8								6				E-Q	4	4					
							15	4	11	2n		E-Q	5	5								2				E-Q	4	4					
TC 4066 BP	Tos	14-dil-1	I	-0.5	+20	300	5	1.5	3.5	1n		E-Q	15	15	MC 74HC4066 BP	Mot		I	-0.5	+7	500	2					E-Q	13	13				
							10	3	7	1n		E-Q	8	8								6				E-Q	4	4					
							15	4	11	2n		E-Q	5	5								6				E-Q	4	4					

4066			Range Data		Identification Data						4067	16-Channel Multiplexer/Demultiplexer					
Type	Man	B Sec. 3 Pins- Art-Nr.	T _U	U _{dd}		P _{tot} max	U _{dd}	U _{IL}	U _{IH}	I _{dd} typ				t _{TR}		t _{PD}	
				V _{min}	V _{max}			mW	V					V _{max}	V _{min}	μA	Pin
MM 74HC4066 N	Nsc	14-dil-1	I	-0.5	+15	600	4.5	1.35	3.15								
				9			9	2.7	6.3	4							
				12			12	3.6	8.4	8							
MM 74HC4066 WM	Nsc	14-mic-2	I	-0.5	+15	500	4.5	1.35	3.15								
				9			9	2.7	6.3	4							
				12			12	3.6	8.4	8							
MN 74HC4066 BP	Mat		I	-0.5	+7	500	2						E → Q 13 13				
							6						E → Q 4 4				
MSM 74HC4066 BP	OkI		I	-0.5	+7	500	2						E → Q 13 13				
							6						E → Q 4 4				
TC 74HC4066 BP	Tos		I	-0.5	+7	500	2						E → Q 13 13				
							6						E → Q 4 4				

Inputs					Output
D	C	B	A	INH	E/Q = K _n n =
X	X	X	X	H	none
L	L	L	L	L	0
L	L	L	H	L	1
.
.
H	H	H	L	L	14
H	H	H	H	L	15

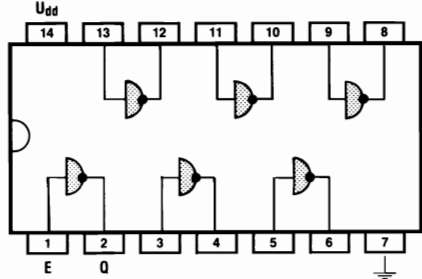
4067			Range Data			Identification Data						4067			Range Data			Identification Data															
Type	Man	B Sec. 3 Pins- Art-Nr.	TU	U _{dd}		P _{tot} max	U _{dd}	U _{IL}	U _{IH}	I _{dd} typ	t _{TR} n _{styp}			t _{PD} n _{styp}			Type	Man	B Sec. 3 Pins- Art-Nr.	TU	U _{dd}		P _{tot} max	U _{dd}	U _{IL}	U _{IH}	I _{dd} typ	t _{TR} n _{styp}			t _{PD} n _{styp}		
				V min	V max			V max	V min		μA	Pin	↓	↑	Pin	↓					↑	V min			V max	V max		V min	μA	Pin	↓	↑	Pin
CD4067 BD	Rca	24-dil-5	M	-0.5	+20	200	5 10 15	1.5 3 7	3.5 7 11	40n 40n 40n				E→Q 30 30 E→Q 15 15 E→Q 10 10	HEF 4067 B	Sig		I	-0.5	+20	200	5 15	1.5 4	3.5 11				E→Q 30 30 E→Q 10 10					
CD4067 BE	Rca	24-dil-1	I	-0.5	+20	200	5 10 15	1.5 3 7	3.5 7 11	40n 40n 40n				E→Q 30 30 E→Q 15 15 E→Q 10 10	HEF 4067 BD	Val	24-dil-4	I	-0.5	+18	500	5 10 15	1.5 3 7	3.5 7 11	(20 (40 (80			E→Q 30 25 E→Q 15 10 E→Q 10 10					
CD4067 BF	Rca	24-dil-4	M	-0.5	+20	200	5 10 15	1.5 3 7	3.5 7 11	40n 40n 40n				E→Q 30 30 E→Q 15 15 E→Q 10 10	HEF 4067 BP	Val	24-dil-1	I	-0.5	+18	500	5 10 15	1.5 3 7	3.5 7 11	(20 (40 (80			E→Q 30 25 E→Q 15 10 E→Q 10 10					
CD4067 BH	Rca	chip	M	-0.5	+20		5 10 15	1.5 3 7	3.5 7 11	40n 40n 40n				E→Q 30 30 E→Q 15 15 E→Q 10 10	HEF 4067 BT	Val	24-mic-2	I	-0.5	+18	400	5 10 15	1.5 3 7	3.5 7 11	(20 (40 (80			E→Q 30 25 E→Q 15 10 E→Q 10 10					
CD4067 BK	Rca	24-flat-1	M	-0.5	+20	200	5 10 15	1.5 3 7	3.5 7 11	40n 40n 40n				E→Q 30 30 E→Q 15 15 E→Q 10 10	MC14067 BAL	Mot	24-dil-4	M	-0.5	+18	500	5 10 15	1.5 3 7	3.5 10n 15n			E→Q 35 35 E→Q 15 15 E→Q 12 12						
HCC4067 BD	Sgs	24-dil-5	M	-0.5	+20	200	5 10 15	1.5 3 7	3.5 7 11	40n 40n 40n				E→Q 30 30 E→Q 15 15 E→Q 11 11	MC14067 BCL	Mot	24-dil-4	I	-0.5	+18	500	5 10 15	1.5 3 7	3.5 10n 15n			E→Q 35 35 E→Q 15 15 E→Q 12 12						
HCC4067 BF	Sgs	24-dil-4	M	-0.5	+20	200	5 10 15	1.5 3 7	3.5 7 11	40n 40n 40n				E→Q 30 30 E→Q 15 15 E→Q 11 11	MC14067 BCP	Mot	24-dil-1	I	-0.5	+18	500	5 10 15	1.5 3 7	3.5 10n 15n			E→Q 35 35 E→Q 15 15 E→Q 12 12						
HCC4067 BK	Sgs	24-flat-1	M	-0.5	+20	200	5 10 15	1.5 3 7	3.5 7 11	40n 40n 40n				E→Q 30 30 E→Q 15 15 E→Q 11 11	4067 BDC	Fch	24-dil-4	I	-0.5	+18	400	5 10 15	1.5 3 7	3.5 7 11	(20 (40 (80			E→Q 10 25 E→Q 6 10 E→Q 4 6					
HCF4067 BD	Sgs	24-dil-5	I	-0.5	+20	200	5 10 15	1.5 3 7	3.5 7 11	40n 40n 40n				E→Q 30 30 E→Q 15 15 E→Q 11 11	4067 BDM	Fch	24-dil-4	M	-0.5	+18	400	5 10 15	1.5 3 7	3.5 7 11	(5 (10 (20			E→Q 10 25 E→Q 6 10 E→Q 4 6					
HCF4067 BE	Sgs	24-dil-1	I	-0.5	+18	200	5 10 15	1.5 3 7	3.5 7 11	40n 40n 40n				E→Q 30 30 E→Q 15 15 E→Q 11 11	4067 BFC	Fch	24-flat-1	I	-0.5	+18	400	5 10 15	1.5 3 7	3.5 7 11	(20 (40 (80			E→Q 10 25 E→Q 6 10 E→Q 4 6					
HCF4067 BF	Sgs	24-dil-4	I	-0.5	+20	200	5 10 15	1.5 3 7	3.5 7 11	40n 40n 40n				E→Q 30 30 E→Q 15 15 E→Q 11 11	4067 BFM	Fch	24-flat-1	M	-0.5	+18	400	5 10 15	1.5 3 7	3.5 7 11	(5 (10 (20			E→Q 10 25 E→Q 6 10 E→Q 4 6					
														4067 BPC	Fch	24-dil-1	I	-0.5	+18	400	5 10 15	1.5 3 7	3.5 7 11	(20 (40 (80			E→Q 10 25 E→Q 6 10 E→Q 4 6						

4067			Range Data			Identification Data						4068	8-Input NAND Gate										
Type	Man	B Sec. 3 Pins- Art-Nr.	T _U	U _{dd}		P _{tot} max mW	U _{dd}	U _{IL}	U _{IH}	I _{dd} typ μA	t _{TR} n _s typ								t _{PD} n _s typ				
				V min	V max			V max	V min		Pin ↓								Pin ↑	Pin ↓	Pin ↑		
4067 DIE1	Sgs	chip	I	-0.5	+20	200	5	1.5	3.5	40n				E→Q	30	30							
							10	3	7	40n				E→Q	15	15							
							15	4	11	40n				E→Q	11	11							

Inputs								Outp.	
A	B	C	D	E	F	G	H	Q	Q̄
H	H	H	H	H	H	H	H	H	L
L	X	X	X	X	X	X	X	L	H
X	L	X	X	X	X	X	X	L	H
X	X	L	X	X	X	X	X	L	H
X	X	X	L	X	X	X	X	L	H
X	X	X	X	L	X	X	X	L	H
X	X	X	X	X	L	X	X	L	H
X	X	X	X	X	X	L	X	L	H
X	X	X	X	X	X	X	L	L	H

4068			Range Data			Identification Data						4068			Range Data			Identification Data															
Type	Man	B Sec. 3 Pins- Art-Nr.	TU	U _{dd}		P _{tot} max	U _{dd}	U _{IL}	U _{IH}	I _{dd} typ	I _{TR} n _{styp}		I _{TP} n _{styp}		Type	Man	B Sec. 3 Pins- Art-Nr.	TU	U _{dd}		P _{tot} max	U _{dd}	U _{IL}	U _{IH}	I _{dd} typ	I _{TR} n _{styp}		I _{TP} n _{styp}					
				V min	V max			V	V max		V min	μA	Pin	↓					↑	Pin			↓	↑		V min	V max	V	V max	V min	μA	Pin	↓
CD 4068 BD	Rca	14-dil-5	M	-0.5	+20	200	5	1.5	3.5	10n	Q	100	100	E→Q	150	150	HD 14068 B	Hit		I	-0.5	+20	200	5	1.5	3.5	10n	Q	100	100	E→Q	150	150
							10	3	7	10n	Q	50	50	E→Q	75	75								Q	40	40	E→Q	55	55				
							15	4	11	10n	Q	40	40	E→Q	55	55								Q	40	40	E→Q	55	55				
CD 4068 BE	Rca	14-dil-1	I	-0.5	+20	200	5	1.5	3.5	10n	Q	100	100	E→Q	150	150	HEF 4068 B	Sig		I	-0.5	+20	200	5	1.5	3.5	10n	Q	100	100	E→Q	150	150
							10	3	7	10n	Q	50	50	E→Q	75	75								Q	40	40	E→Q	55	55				
							15	4	11	10n	Q	40	40	E→Q	55	55								Q	40	40	E→Q	55	55				
CD 4068 BF	Rca	14-dil-4	M	-0.5	+20	200	5	1.5	3.5	10n	Q	100	100	E→Q	150	150	HEF 4068 BD	Val	14-dil-4	I	-0.5	+18	500	5	1.5	3.5	(1	Q	60	60	E→Q	95	80
							10	3	7	(2	Q	30	30	E→Q	40	35																	
							15	4	11	(4	Q	20	20	E→Q	30	30																	
CD 4068 BH	Rca	chip	M	-0.5	+20	200	5	1.5	3.5	10n	Q	100	100	E→Q	150	150	HEF 4068 BP	Val	14-dil-1	I	-0.5	+18	500	5	1.5	3.5	(1	Q	60	60	E→Q	95	80
							10	3	7	(2	Q	30	30	E→Q	40	35																	
							15	4	11	(4	Q	20	20	E→Q	30	30																	
CD 4068 BK	Rca	14-flat-1	M	-0.5	+20	200	5	1.5	3.5	10n	Q	100	100	E→Q	150	150	HEF 4068 BT	Val	14-mic-1	I	-0.5	+18	400	5	1.5	3.5	(1	Q	60	60	E→Q	95	80
							10	3	7	(2	Q	30	30	E→Q	40	35																	
							15	4	11	(4	Q	20	20	E→Q	30	30																	
HCC 4068 BD	Sgs	14-dil-5	M	-0.5	+20	200	5	1.5	3.5	10n	Q	100	100	E→Q	150	150	M 4068 BP	Mit		I	-0.5	+20	200	5	1.5	3.5	10n	Q	100	100	E→Q	150	150
							10	3	7	10n	Q	50	50	E→Q	75	75								Q	40	40	E→Q	55	55				
							15	4	11	10n	Q	40	40	E→Q	55	55								Q	40	40	E→Q	55	55				
HCC 4068 BF	Sgs	14-dil-4	M	-0.5	+20	200	5	1.5	3.5	10n	Q	100	100	E→Q	150	150	MB 84068 B	Fui		I	-0.5	+20	200	5	1.5	3.5	10n	Q	100	100	E→Q	150	150
							10	3	7	10n	Q	50	50	E→Q	75	75								Q	40	40	E→Q	55	55				
							15	4	11	10n	Q	40	40	E→Q	55	55								Q	40	40	E→Q	55	55				
HCC 4068 BK	Sgs	14-flat-1	M	-0.5	+20	200	5	1.5	3.5	10n	Q	100	100	E→Q	150	150	MC 14068 BAL	Mot	14-dil-4	M	-0.5	+18	500	5	1.5	3.5	0.5n	Q	100	100	E→Q	200	200
							10	3	7	1n	Q	50	50	E→Q	80	80																	
							15	4	11	1.5n	Q	40	40	E→Q	60	60																	
HCC 4068 BK	Sgs	14-flat-1	M	-0.5	+20	200	5	1.5	3.5	10n	Q	100	100	E→Q	150	150	MC 14068 BCL	Mot	14-dil-4	I	-0.5	+18	500	5	1.5	3.5	0.5n	Q	100	100	E→Q	200	200
							10	3	7	1n	Q	50	50	E→Q	80	80																	
							15	4	11	1.5n	Q	40	40	E→Q	60	60																	
HCF 4068 BE	Sgs	14-dil-1	I	-0.5	+18	200	5	1.5	3.5	10n	Q	100	100	E→Q	150	150	MC 14068 BCP	Mot	14-dil-1	I	-0.5	+18	500	5	1.5	3.5	0.5n	Q	100	100	E→Q	200	200
							10	3	7	1n	Q	50	50	E→Q	80	80																	
							15	4	11	1.5n	Q	40	40	E→Q	60	60																	
HCF 4068 BF	Sgs	14-dil-4	I	-0.5	+18	200	5	1.5	3.5	10n	Q	100	100	E→Q	150	150	MN 4068 B	Mat		I	-0.5	+20	200	5	1.5	3.5	10n	Q	100	100	E→Q	150	150
							10	3	7	10n	Q	50	50	E→Q	75	75								Q	40	40	E→Q	55	55				
							15	4	11	10n	Q	40	40	E→Q	55	55								Q	40	40	E→Q	55	55				
HCF 4068 BM	Sgs	14-mic-1	I	-0.5	+20	200	5	1.5	3.5	10n	Q	100	100	E→Q	150	150	MSM 4068 B	Oki		I	-0.5	+20	200	5	1.5	3.5	10n	Q	100	100	E→Q	150	150
							10	3	7	10n	Q	50	50	E→Q	75	75								Q	40	40	E→Q	55	55				
							15	4	11	10n	Q	40	40	E→Q	55	55								Q	40	40	E→Q	55	55				
SCL 4068 B	Spr		I	-0.5	+20	200	5	1.5	3.5	10n	Q	100	100	E→Q	150	150	SCL 4068 B	Spr		I	-0.5	+20	200	5	1.5	3.5	10n	Q	100	100	E→Q	150	150
							10	3	7	10n	Q	50	50	E→Q	75	75								Q	40	40	E→Q	55	55				
							15	4	11	10n	Q	40	40	E→Q	55	55								Q	40	40	E→Q	55	55				

4068			Range Data			Identification Data										4069	Hex Inverter	
Type	Man	B Sec. 3 Pins-Art-Nr.	T _U	U _{dd}		P _{tot} max	U _{dd}	U _{IL} U _{IH}		I _{dd} typ	t _{TR}			t _{PD}				
				V min	V max			V max	V min		μA	Pin	↓	↑	Pin → Pin			↓
TC 4068 BF	Tos	14-mic-3	I	-0.5	+20	180	5	1.5	3.5	1n	Q	80	80	E → Q	160	160		
							10	3	7	1n	Q	50	50	E → Q	70	70		
							15	4	11	2n	Q	40	40	E → Q	45	45		
TC 4068 BP	Tos	14-dil-1	I	-0.5	+20	300	5	1.5	3.5	1n	Q	80	80	E → Q	160	160		
							10	3	7	1n	Q	50	50	E → Q	70	70		
							15	4	11	2n	Q	40	40	E → Q	45	45		
4068 BDC	Fch	14-dil-4	I	-0.5	+18	400	5	1.5	3.5	(1	Q	55	64	E → Q	88	82		
							10	3	7	(2	Q	23	32	E → Q	40	40		
							15	4	11	(4	Q	16	24	E → Q	28	29		
4068 BDM	Fch	14-dil-4	M	-0.5	+18	400	5	1.5	3.5	(0.25	Q	55	64	E → Q	88	82		
							10	3	7	(0.5	Q	23	32	E → Q	40	40		
							15	4	11	(1	Q	16	24	E → Q	28	29		
4068 BFC	Fch	14-flat-2	I	-0.5	+18	400	5	1.5	3.5	(1	Q	55	64	E → Q	88	82		
							10	3	7	(2	Q	23	32	E → Q	40	40		
							15	4	11	(4	Q	16	24	E → Q	28	29		
4068 BFM	Fch	14-flat-2	M	-0.5	+18	400	5	1.5	3.5	(0.25	Q	55	64	E → Q	88	82		
							10	3	7	(0.5	Q	23	32	E → Q	40	40		
							15	4	11	(1	Q	16	24	E → Q	28	29		
4068 BPC	Fch	14-dil-1	I	-0.5	+18	400	5	1.5	3.5	(1	Q	55	64	E → Q	88	82		
							10	3	7	(2	Q	23	32	E → Q	40	40		
							15	4	11	(4	Q	16	24	E → Q	28	29		
4068 DIE1	Sgs	chip	I	-0.5	+20	200	5	1.5	3.5	10n	Q	100	100	E → Q	150	150		
							10	3	7	10n	Q	50	50	E → Q	75	75		
							15	4	11	10n	Q	40	40	E → Q	55	55		
μPD 4068 BC	Nec	14-dil-1	I	-0.5	+20	200	5	1.5	3.5	5n	Q	100	100	E → Q	200	200		
							10	3	7	10n	Q	50	50	E → Q	80	80		
							15	4	11	15n	Q	40	40	E → Q	60	60		
μPD 4068 BG	Nec	14-mic-3	I	-0.5	+20	200	5	1.5	3.5	5n	Q	100	100	E → Q	200	200		
							10	3	7	10n	Q	50	50	E → Q	80	80		
							15	4	11	15n	Q	40	40	E → Q	60	60		



E	Q
L	H
H	L

4069			Range Data			Identification Data										
Type	Man	B Sec. 3 Pins-Art-Nr.	T _U	U _{dd}		P _{tot} max	U _{dd}	U _{IL} U _{IH}		I _{dd} typ	t _{TR}			t _{PD}		
				V min	V max			V max	V min		μA	Pin	↓	↑	Pin → Pin	↓
BU 4069 UB	Toy		I	-0.5	+20	200	5	1	4		Q	100	100	E → Q	150	150
							15	2.5	12.5		Q	40	40	E → Q	55	55
CD 4069 CJ	Nsc	14-dil-4	I	-0.5	+18	500	5	1.5	3.5	(1	Q	80	80	E → Q	50	50
							10	3	7	(2	Q	50	50	E → Q	30	30
							15	4	11	(4	Q	40	40	E → Q	25	25

4069			Range Data			Identification Data						4069			Range Data			Identification Data															
Type	Man	B Sec. 3 Pins- Art-Nr.	TU	U _{dd}		P _{tot} max	U _{dd}	U _{IL}	U _{IH}	I _{dd} typ	t _{TR}			t _{PD}			Type	Man	B Sec. 3 Pins- Art-Nr.	TU	U _{dd}		P _{tot} max	U _{dd}	U _{IL}	U _{IH}	I _{dd} typ	t _{TR}			t _{PD}		
				V min	V max			mW	V		V max	V min	μA	Pin	↓	↑					Pin	↓			↑	V		V min	V max	mW	V	V max	V min
CD 4069 MD	Nsc	14-dil-5	M	-0.5	+18	500	5	1.5	3.5	(0.25	Q	80	80	E→Q	50	50	HCC 4069 UBF	Sgs	14-dil-4	M	-0.5	+20	200	5	1	4	10n	Q	100	100	E→Q	55	55
							10	3	7	(0.5	Q	50	50	E→Q	30	30								10	2	8	10n	Q	50	50	E→Q	30	30
							15	4	11	(1	Q	40	40	E→Q	25	25								15	2.5	12.5	10n	Q	40	40	E→Q	25	25
CD 4069 MJ	Nsc	14-dil-4	M	-0.5	+18	500	5	1.5	3.5	(0.25	Q	80	80	E→Q	50	50	HCC 4069 UBK	Sgs	14-flat-1	M	-0.5	+20	200	5	1	4	10n	Q	100	100	E→Q	55	55
							10	3	7	(0.5	Q	50	50	E→Q	30	30								10	2	8	10n	Q	50	50	E→Q	30	30
							15	4	11	(1	Q	40	40	E→Q	25	25								15	2.5	12.5	10n	Q	40	40	E→Q	25	25
CD 4069 MW	Nsc	14-flat-1	M	-0.5	+18		5	1.5	3.5	(0.25	Q	80	80	E→Q	50	50	HCF 4069 UBE	Sgs	14-dil-1	I	-0.5	+18	200	5	1	4	10n	Q	100	100	E→Q	55	55
							10	3	7	(0.5	Q	50	50	E→Q	30	30								10	2	8	10n	Q	50	50	E→Q	30	30
							15	4	11	(1	Q	40	40	E→Q	25	25								15	2.5	12.5	10n	Q	40	40	E→Q	25	25
CD 4069 UBCM	Nsc	14-mic-1	I	-0.5	+18	500	5	1	4	(1	Q	80	80	E→Q	50	50	HCF 4069 UBF	Sgs	14-dil-4	I	-0.5	+18	200	5	1	4	10n	Q	100	100	E→Q	55	55
							10	2	8	(2	Q	50	50	E→Q	30	30								10	2	8	10n	Q	50	50	E→Q	30	30
							15	2.5	12.5	(4	Q	40	40	E→Q	25	25								15	2.5	12.5	10n	Q	40	40	E→Q	25	25
CD 4069 UBCN	Nsc	14-dil-1	I	-0.5	+18	700	5	1	4	(1	Q	80	80	E→Q	50	50	HCF 4069 UBM	Sgs	14-mic-1	I	-0.5	+18	200	5	1	4	10n	Q	100	100	E→Q	55	55
							10	2	8	(2	Q	50	50	E→Q	30	30								10	2	8	10n	Q	50	50	E→Q	30	30
							15	3	12	(4	Q	40	40	E→Q	25	25								15	2.5	12.5	10n	Q	40	40	E→Q	25	25
CD 4069 UBD	Rca	14-dil-5	M	-0.5	+20	200	5	1	4	10n	Q	100	100	E→Q	55	55	HD 14069 UB	Hit		I	-0.5	+20	200	5	1	4		Q	100	100	E→Q	150	150
							10	2	8	10n	Q	50	50	E→Q	30	30								15	2.5	12.5		Q	40	40	E→Q	55	55
							15	2.5	12.5	10n	Q	40	40	E→Q	25	25	HEF 4069 UB	Sig		I	-0.5	+20	200	5	1	4		Q	100	100	E→Q	150	150
CD 4069 UBE	Rca	14-dil-1	I	-0.5	+20	200	5	1	4	10n	Q	100	100	E→Q	55	55	HEF 4069 UBD	Val	14-dil-4	I	-0.5	+18	500	5	1	4	(1	Q	60	60	E→Q	45	40
							10	2	8	10n	Q	50	50	E→Q	30	30								10	2	8	(2	Q	30	30	E→Q	20	20
							15	2.5	12.5	10n	Q	40	40	E→Q	25	25								15	2.5	12.5	(4	Q	20	20	E→Q	15	15
CD 4069 UBF	Rca	14-dil-4	M	-0.5	+20	200	5	1	4	10n	Q	100	100	E→Q	55	55	HEF 4069 UBP	Val	14-dil-1	I	-0.5	+18	500	5	1	4	(1	Q	60	60	E→Q	45	40
							10	2	8	10n	Q	50	50	E→Q	30	30								10	2	8	(2	Q	30	30	E→Q	20	20
							15	2.5	12.5	10n	Q	40	40	E→Q	25	25								15	2.5	12.5	(4	Q	20	20	E→Q	15	15
CD 4069 UBH	Rca	chip	M	-0.5	+20		5	1	4	10n	Q	100	100	E→Q	55	55	HEF 4069 UBT	Val	14-mic-1	I	-0.5	+18	400	5	1	4	(1	Q	60	60	E→Q	45	40
							10	2	8	10n	Q	50	50	E→Q	30	30								10	2	8	(2	Q	30	30	E→Q	20	20
							15	2.5	12.5	10n	Q	40	40	E→Q	25	25								15	2.5	12.5	(4	Q	20	20	E→Q	15	15
CD 4069 UBK	Rca	14-flat-1	M	-0.5	+20	200	5	1	4	10n	Q	100	100	E→Q	55	55	LC 4069 UB	Say		I	-0.5	+20	200	5	1	4		Q	100	100	E→Q	150	150
							10	2	8	10n	Q	50	50	E→Q	30	30								15	2.5	12.5		Q	40	40	E→Q	55	55
							15	2.5	12.5	10n	Q	40	40	E→Q	25	25	M 4069 UBP	Mit		I	-0.5	+20	200	5	1	4		Q	100	100	E→Q	150	150
HCC 4069 UBD	Sgs	14-dil-5	M	-0.5	+20	200	5	1	4	10n	Q	100	100	E→Q	55	55								15	2.5	12.5		Q	40	40	E→Q	55	55
							10	2	8	10n	Q	50	50	E→Q	30	30								15	2.5	12.5		Q	40	40	E→Q	55	55
							15	2.5	12.5	10n	Q	40	40	E→Q	25	25								15	2.5	12.5		Q	40	40	E→Q	55	55

4069			Range Data			Identification Data						4069			Range Data			Identification Data																		
Type	Man	B Sec. 3 Pins- Art-Nr.	T _U	U _{dd}		P _{tot} max mW	U _{dd}	U _{IL}	U _{IH}	I _{dd} typ	t _{TR}		t _{PD}		Type	Man	B Sec. 3 Pins- Art-Nr.	T _U	U _{dd}		P _{tot} max mW	U _{dd}	U _{IL}	U _{IH}	I _{dd} typ	t _{TR}		t _{PD}								
				V min	V max			V max	V min		μA	Pin ↓	↑	Pin ↓					↑	V min			V max	V max		V min	μA	Pin ↓	↑	Pin ↓	↑					
MB 84069 B	JFu		I	-0,5	+20	200	5 15	1,5 4	3,5 11		Q	100 40	100 40	E → Q E → Q	150 55	150 55																				
MC 14069 UBAL	Mot	14-dil-4	M	-0,5	+18	500	5 10 15	1 2 2,5	4 8 12,5	0,5n 1n 1,5n	Q	100 50 40	100 50 40	E → Q E → Q E → Q	65 40 30	65 40 30																				
MC 14069 UBCL	Mot	14-dil-4	I	-0,5	+18	500	5 10 15	1 2 2,5	4 8 12,5	0,5n 1n 1,5n	Q	100 50 40	100 50 40	E → Q E → Q E → Q	65 40 30	65 40 30																				
MC 14069 UBPC	Mot	14-dil-1	I	-0,5	+18	500	5 10 15	1 2 2,5	4 8 12,5	0,5n 1n 1,5n	Q	100 50 40	100 50 40	E → Q E → Q E → Q	65 40 30	65 40 30																				
MN 4069 UB	Mat		I	-0,5	+20	200	5 15	1 2,5	4 12,5		Q	100 40	100 40	E → Q E → Q	150 55	150 55																				
MSM 4069 UB	Oki		I	-0,5	+20	200	5 15	1 2,5	4 12,5		Q	100 40	100 40	E → Q E → Q	150 55	150 55																				
NJU 4069 UB	Njr		I	-0,5	+20	200	5 15	1 2,5	4 12,5		Q	100 40	100 40	E → Q E → Q	150 55	150 55																				
SCL 4069 UB	Spr		I	-0,5	+20	200	5 15	1 2,5	4 12,5		Q	100 40	100 40	E → Q E → Q	150 55	150 55																				
TC 4069 UBF	Tos	14-mic-3	I	-0,5	+20	180	5 10 15	1 2 3	4 8 12	1n 1n 2n	Q	100 50 40	130 65 50	E → Q E → Q E → Q	75 40 35	100 60 50																				
TC 4069 UBP	Tos	14-dil-1	I	-0,5	+20	300	5 10 15	1 2 3	4 8 12	1n 1n 2n	Q	100 50 40	130 65 50	E → Q E → Q E → Q	75 40 35	100 60 50																				
4069 DIE1	Sgs	chip	I	-0,5	+18	200	5 10 15	1 2 2,5	4 8 12,5	10n 10n 10n	Q	100 50 40	100 50 40	E → Q E → Q E → Q	55 30 25	55 30 25																				
4069 UBDC	Fch	14-dil-4	I	-0,5	+18	400	5 10 15	1,5 3 4	3,5 7 11	(1 (2 (4	Q	45 23 18	45 23 18	E → Q E → Q E → Q	32 16 13	32 16 13																				
4069 UBDM	Fch	14-dil-4	M	-0,5	+18	400	5 10 15	1,5 3 4	3,5 7 11	(0,25 (0,5 (1	Q	45 23 18	45 23 18	E → Q E → Q E → Q	32 16 13	32 16 13																				

4070		Quad Exclusive-OR Gates					4070			Range Data			Identification Data					
Type	Man	B Sec. 3 Pins-Art-Nr.	T _J	U _{dd}		P _{tot} max	U _{dd}	U _{I/L} *U _{UNL}	U _{I/H} *U _{UNH}	I _{dd} typ	t _{TR} nstyp		t _{PD} nstyp					
				V min	V max						mW	V	V max	V min	μA	Pin	↓	↑
CD4070 BCM	Nsc	14-mic-1	I	-0.5	+18	500	5	1.5	3.5	(1	Q	100	100	E-Q	110	110		
				10			15	3	7	(2	Q	50	50	E-Q	50	50		
				15				4	11	(4	Q	40	40	E-Q	40	40		
CD4070 BCN	Nsc	14-dil-1	I	-0.5	+18	700	5	1.5	3.5	(1	Q	100	100	E-Q	110	110		
				10			15	3	7	(2	Q	50	50	E-Q	50	50		
				15				4	11	(4	Q	40	40	E-Q	40	40		
CD4070 BD	Rca	14-dil-5	M	-0.5	+20	200	5	1.5	3.5	20n	Q	100	100	E-Q	140	140		
				10			15	3	7	20n	Q	50	50	E-Q	65	65		
				15				4	11	20n	Q	40	40	E-Q	50	50		
CD4070 BE	Rca	14-dil-1	I	-0.5	+20	200	5	1.5	3.5	20n	Q	100	100	E-Q	140	140		
				10			15	3	7	20n	Q	50	50	E-Q	65	65		
				15				4	11	20n	Q	40	40	E-Q	50	50		
CD4070 BF	Rca	14-dil-4	M	-0.5	+20	200	5	1.5	3.5	20n	Q	100	100	E-Q	140	140		
				10			15	3	7	20n	Q	50	50	E-Q	65	65		
				15				4	11	20n	Q	40	40	E-Q	50	50		
CD4070 BH	Rca	chip	M	-0.5	+20		5	1.5	3.5	20n	Q	100	100	E-Q	140	140		
				10			15	3	7	20n	Q	50	50	E-Q	65	65		
				15				4	11	20n	Q	40	40	E-Q	50	50		
CD4070 BK	Rca	14-flat-1	M	-0.5	+20	200	5	1.5	3.5	20n	Q	100	100	E-Q	140	140		
				10			15	3	7	20n	Q	50	50	E-Q	65	65		
				15				4	11	20n	Q	40	40	E-Q	50	50		
CD4070 BMD	Nsc	14-dil-5	M	-0.5	+18	500	5	1.5	3.5	(0.25	Q	100	100	E-Q	110	110		
				10			15	3	7	(0.5	Q	50	50	E-Q	50	50		
				15				4	11	(1	Q	40	40	E-Q	40	40		
CD4070 BMJ	Nsc	14-dil-4	M	-0.5	+18	700	5	1.5	3.5	(0.25	Q	100	100	E-Q	110	110		
				10			15	3	7	(0.5	Q	50	50	E-Q	50	50		
				15				4	11	(1	Q	40	40	E-Q	40	40		
CD4070 BMW	Nsc	14-flat-1	M	-0.5	+18	700	5	1.5	3.5	(0.25	Q	100	100	E-Q	110	110		
				10			15	3	7	(0.5	Q	50	50	E-Q	50	50		
				15				4	11	(1	Q	40	40	E-Q	40	40		
HCC4070 BD	Sgs	14-dil-5	M	-0.5	+20	200	5	1.5	3.5	20n	Q	100	100	E-Q	140	140		
				10			15	3	7	20n	Q	50	50	E-Q	65	65		
				15				4	11	20n	Q	40	40	E-Q	50	50		

Inputs		Outp.
A	B	Q
L	L	L
L	H	H
H	L	H
H	H	L

4070		Range Data			Identification Data											
Type	Man	B Sec. 3 Pins-Art-Nr.	T _J	U _{dd}		P _{tot} max	U _{dd}	U _{I/L} *U _{UNL}	U _{I/H} *U _{UNH}	I _{dd} typ	t _{TR} nstyp		t _{PD} nstyp			
				V min	V max						mW	V	V max	V min	μA	Pin
BU4070 B	Toy		I	-0.5	+20	200	5	1.5	3.5		Q	100	100	E-Q	175	175
				15			4	11			Q	40	40	E-Q	50	50
CD4070 BCJ	Nsc	14-dil-4	I	-0.5	+18	500	5	1.5	3.5	(1	Q	100	100	E-Q	110	110
				10			15	3	7	(2	Q	50	50	E-Q	50	50
				15				4	11	(4	Q	40	40	E-Q	40	40

4070			Range Data			Identification Data						4070			Range Data			Identification Data																		
Type	Man	B Sec. 3 Pins- Art-Nr.	TU	U _{dd}		P _{tot} max	U _{dd}	U _{IL}	U _{IH}	I _{dd} typ	t _{TR} n _{styp}			t _{PD} n _{styp}			Type	Man	B Sec. 3 Pins- Art-Nr.	TU	U _{dd}		P _{tot} max	U _{dd}	U _{IL}	U _{IH}	I _{dd} typ	t _{TR} n _{styp}			t _{PD} n _{styp}					
				V min	V max			V max	V min		μA	Pin	↓	↑	Pin	↓					↑	V min			V max	mW		V	V max	V min	μA	Pin	↓	↑	Pin	↓
HCC 4070 BF	Sgs	14-dil-4	M	-0.5	+20	200	5	1.5	3.5	20n	Q	100	100	E→Q	140	140	MC 14070 BAL	Mot	14-dil-4	M	-0.5	+18	500	5	1.5	3.5	0.5n	Q	100	100	E→Q	175	175			
								3	7		20n	Q	50	50	E→Q	65									65	10		3	7	1n	Q	50	50	E→Q	75	75
								4	11		20n	Q	40	40	E→Q	50									50	15		4	11	1.5n	Q	40	40	E→Q	55	55
HCC 4070 BK	Sgs	14-flat-1	M	-0.5	+20	200	5	1.5	3.5	20n	Q	100	100	E→Q	140	140	MC 14070 BCL	Mot	14-dil-4	I	-0.5	+18	500	5	1.5	3.5	0.5n	Q	100	100	E→Q	175	175			
								3	7		20n	Q	50	50	E→Q	65									65	10		3	7	1n	Q	50	50	E→Q	75	75
								4	11		20n	Q	40	40	E→Q	50									50	15		4	11	1.5n	Q	40	40	E→Q	55	55
HCF 4070 BE	Sgs	14-dil-1	I	-0.5	+18	200	5	1.5	3.5	20n	Q	100	100	E→Q	140	140	MC 14070 BCP	Mot	14-dil-1	I	-0.5	+18	500	5	1.5	3.5	0.5n	Q	100	100	E→Q	175	175			
								3	7		20n	Q	50	50	E→Q	65									65	10		3	7	1n	Q	50	50	E→Q	75	75
								4	11		20n	Q	40	40	E→Q	50									50	15		4	11	1.5n	Q	40	40	E→Q	55	55
HCF 4070 BF	Sgs	14-dil-4	I	-0.5	+18	200	5	1.5	3.5	20n	Q	100	100	E→Q	140	140	MN 4070 B	Mat		I	-0.5	+20	200	5	1.5	3.5		Q	100	100	E→Q	175	175			
								3	7		20n	Q	50	50	E→Q	65									65	10		3	7		Q	40	40	E→Q	50	50
								4	11		20n	Q	40	40	E→Q	50									50	15		4	11		Q	40	40	E→Q	50	50
HCF 4070 BM	Sgs	14-mic-1	I	-0.5	+18	200	5	1.5	3.5	20n	Q	100	100	E→Q	140	140	SCL 4070 B	Spr		I	-0.5	+20	200	5	1.5	3.5		Q	100	100	E→Q	175	175			
								3	7		20n	Q	50	50	E→Q	65									65	10		3	7		Q	40	40	E→Q	50	50
								4	11		20n	Q	40	40	E→Q	50									50	15		4	11		Q	40	40	E→Q	50	50
HD 14070 B	Hit		I	-0.5	+20	200	5	1.5	3.5		Q	100	100	E→Q	175	175	4070 BDC	Fch	14-dil-4	I	-0.5	+18	400	5	1.5	3.5	(1	Q	50	50	E→Q	85	85			
								3	7			Q	20	20	E→Q	30									30	10		3	7	(2	Q	23	23	E→Q	45	45
								4	11			Q	17	17	E→Q	27									27	15		4	11	(4	Q	17	17	E→Q	27	27
HEF 4070 B	Sig		I	-0.5	+20	200	5	1.5	3.5		Q	100	100	E→Q	175	175	4070 BDM	Fch	14-dil-4	M	-0.5	+18	400	5	1.5	3.5	(0.25	Q	50	50	E→Q	85	85			
								3	7			Q	23	23	E→Q	45									45	10		3	7	(0.5	Q	23	23	E→Q	45	45
								4	11			Q	17	17	E→Q	27									27	15		4	11	(1	Q	17	17	E→Q	27	27
HEF 4070 BD	Val	14-dil-4	I	-0.5	+18	500	5	1.5	3.5	(1	Q	60	60	E→Q	85	75	4070 BFC	Fch	14-flat-2	I	-0.5	+18	400	5	1.5	3.5	(1	Q	50	50	E→Q	85	85			
								3	7		(2	Q	30	30	E→Q	35									30	10		3	7	(2	Q	23	23	E→Q	45	45
								4	11		(4	Q	20	20	E→Q	30									25	15		4	11	(4	Q	17	17	E→Q	27	27
HEF 4070 BP	Val	14-dil-1	I	-0.5	+18	500	5	1.5	3.5	(1	Q	60	60	E→Q	85	75	4070 BFM	Fch	14-flat-2	M	-0.5	+18	400	5	1.5	3.5	(0.25	Q	50	50	E→Q	85	85			
								3	7		(2	Q	30	30	E→Q	35									30	10		3	7	(0.5	Q	23	23	E→Q	45	45
								4	11		(4	Q	20	20	E→Q	30									25	15		4	11	(1	Q	17	17	E→Q	27	27
HEF 4070 BT	Val	14-mic-1	I	-0.5	+18	400	5	1.5	3.5	(1	Q	60	60	E→Q	85	75	4070 BPC	Fch	14-dil-1	I	-0.5	+18	400	5	1.5	3.5	(1	Q	50	50	E→Q	85	85			
								3	7		(2	Q	30	30	E→Q	35									30	10		3	7	(2	Q	23	23	E→Q	45	45
								4	11		(4	Q	20	20	E→Q	30									25	15		4	11	(4	Q	17	17	E→Q	27	27
LC 4070 B	Say		I	-0.5	+20	200	5	1.5	3.5		Q	100	100	E→Q	175	175	4070 DIE1	Sgs	chip	I	-0.5	+18	200	5	1.5	3.5	20n	Q	100	100	E→Q	140	140			
								3	7			Q	50	50	E→Q	65									65	10		3	7	20n	Q	50	50	E→Q	65	65
								4	11			Q	40	40	E→Q	50									50	15		4	11	20n	Q	40	40	E→Q	50	50
MB 84070 B	Fui		I	-0.5	+20	200	5	1.5	3.5		Q	100	100	E→Q	175	175				I	-0.5	+20	200	5	1.5	3.5		Q	100	100	E→Q	175	175			
								3	7			Q	50	50	E→Q	65									65	10		3	7		Q	50	50	E→Q	65	65
								4	11			Q	40	40	E→Q	50									50	15		4	11		Q	40	40	E→Q	50	50

4071		Quad 2-Input OR Gate						4071			Range Data			Identification Data																
								Type	Man	B Sec. 3 Pins- Art-Nr.	T _U	U _{dd}		P _{tot} max mW	U _{dd} V	U _{IL} ·U _{NL} V max	U _{IH} ·U _{NH} V min	I _{dd} typ μA	t _{TR} n _s typ			t _{PD} n _s typ								
												V min	V max						Pin	↓	↑	Pin → Pin	↓	↑						
														CD 4071 BCN	Nsc	14-dil-1	I	-0.5	+18	700	5	1.5	3.5	4n	Q	90	90	E-Q	100	90
																		10	3	7	5n	Q	50	50	E-Q	40	40			
																		15	4	11	6n	Q	40	40	E-Q	30	30			
														CD 4071 BD	Rca	14-dil-5	M	-0.5	+20	200	5	1.5	3.5	10n	Q	100	100	E-Q	125	125
																		10	3	7	10n	Q	50	50	E-Q	60	60			
																		15	4	11	10n	Q	40	40	E-Q	45	45			
														CD 4071 BE	Rca	14-dil-1	I	-0.5	+20	200	5	1.5	3.5	10n	Q	100	100	E-Q	125	125
																		10	3	7	10n	Q	50	50	E-Q	60	60			
																		15	4	11	10n	Q	40	40	E-Q	45	45			
														CD 4071 BF	Rca	14-dil-4	M	-0.5	+20	200	5	1.5	3.5	10n	Q	100	100	E-Q	125	125
																		10	3	7	10n	Q	50	50	E-Q	60	60			
																		15	4	11	10n	Q	40	40	E-Q	45	45			
														CD 4071 BH	Rca	chip	M	-0.5	+20		5	1.5	3.5	10n	Q	100	100	E-Q	125	125
																		10	3	7	10n	Q	50	50	E-Q	60	60			
																		15	4	11	10n	Q	40	40	E-Q	45	45			
														CD 4071 BK	Rca	14-flat-1	M	-0.5	+20	200	5	1.5	3.5	10n	Q	100	100	E-Q	125	125
																		10	3	7	10n	Q	50	50	E-Q	60	60			
																		15	4	11	10n	Q	40	40	E-Q	45	45			
														CD 4071 BMD	Nsc	14-dil-5	M	-0.5	+18	500	5	1.5	3.5	4n	Q	90	90	E-Q	100	90
																		10	3	7	5n	Q	50	50	E-Q	40	40			
																		15	4	11	6n	Q	40	40*	E-Q	30	30			
														CD 4071 BMJ	Nsc	14-dil-4	M	-0.5	+18	700	5	1.5	3.5	4n	Q	90	90	E-Q	100	90
																		10	3	7	5n	Q	50	50	E-Q	40	40			
																		15	4	11	6n	Q	40	40	E-Q	30	30			
														CD 4071 BMW	Nsc	14-flat-1	M	-0.5	+18	700	5	1.5	3.5	4n	Q	90	90	E-Q	100	90
																		10	3	7	5n	Q	50	50	E-Q	40	40			
																		15	4	11	6n	Q	40	40	E-Q	30	30			
														HCC 4071 BD	Sgs	14-dil-5	M	-0.5	+20	200	5	1.5	3.5	10n	Q	100	100	E-Q	125	175
																		10	3	7	10n	Q	50	50	E-Q	60	70			
																		15	4	11	10n	Q	40	40	E-Q	45	50			
														HCC 4071 BF	Sgs	14-dil-4	M	-0.5	+20	200	5	1.5	3.5	10n	Q	100	100	E-Q	125	175
																		10	3	7	10n	Q	50	50	E-Q	60	70			
																		15	4	11	10n	Q	40	40	E-Q	45	50			

Inputs		Outp.
A	B	Q
L	L	L
L	H	H
H	L	H
H	H	H

4071			Range Data			Identification Data							4072	Dual 4-Input OR Gate						
Type	Man	B Sec. 3 Pins- Art-Nr.	T _U	U _{dd}		P _{tot} max mW	U _{dd}	U _{IL} ·U _{NL}		U _{IH} ·U _{NH}		I _{dd} typ μA		t _{TR} nstyp			t _{PD} nstyp			
				V min	V max			V	V max	V min	Pin			↓	↑	Pin → Pin	↓	↑		
4071 BPC	Fch	14-dil-1	I	-0,5	+18	400	5	1,5	3,5	(1	Q	54	45	E-Q	52	43				
							10	3	7	(2	Q	21	24	E-Q	23	22				
							15	4	11	(4	Q	15	18	E-Q	15	17				
4071 DIE1	Sgs	chip	I	-0,5	+18	200	5	1,5	3,5	10n	Q	100	100	E-Q	125	175				
							10	3	7	10n	Q	50	50	E-Q	60	70				
							15	4	11	10n	Q	40	40	E-Q	45	50				
μPD 4071 BC	Nec	14-dil-1	I	-0,5	+20	200	5	1,5	3,5	0,5n	Q	100	100	E-Q	250	175				
							10	3	7	1n	Q	50	50	E-Q	100	70				
							15	4	11	1,5n	Q	40	40	E-Q	80	55				
μPD 4071 BG	Nec	14-mic-3	I	-0,5	+20	200	5	1,5	3,5	0,5n	Q	100	100	E-Q	250	175				
							10	3	7	1n	Q	50	50	E-Q	100	70				
							15	4	11	1,5n	Q	40	40	E-Q	80	55				

Inputs				Outp.
A	B	C	D	Q
H	X	X	X	H
X	H	X	X	H
X	X	H	X	H
X	X	X	H	H
L	L	L	L	L

4072			Range Data			Identification Data												
Type	Man	B Sec. 3 Pins- Art-Nr.	T _U	U _{dd}		P _{tot} max mW	U _{dd}	U _{IL} ·U _{NL}		U _{IH} ·U _{NH}		I _{dd} typ μA	t _{TR} nstyp			t _{PD} nstyp		
				V min	V max			V	V max	V min	Pin		↓	↑	Pin → Pin	↓	↑	
CD4072 BCJ	Nsc	14-dil-4	I	-0,5	+18	500	5	1,5	3,5	4n	Q	100	100	E-Q	125	125		
							10	3	7	5n	Q	50	50	E-Q	60	60		
							15	4	11	6n	Q	40	40	E-Q	45	45		

4072			Range Data			Identification Data						4072			Range Data			Identification Data															
Type	Man	B Sec. 3 Pins- Art-Nr.	T _J	U _{dd}		P _{tot} max	U _{dd}	U _{IL}	U _{IH}	I _{dd} typ	I _{TR}		I _{PD}		Type	Man	B Sec. 3 Pins- Art-Nr.	T _J	U _{dd}		P _{tot} max	U _{dd}	U _{IL}	U _{IH}	I _{dd} typ	I _{TR}		I _{PD}					
				V min	V max			V max	V min		μA	Pin ↓	↑	Pin ↓					↑	V min			V max	V max		V min	μA	Pin ↓	↑	Pin ↓	↑		
CD 4072 BCN	Nsc	14-dil-1	I	-0.5	+18	700	5	1.5	3.5	4n	Q	100	100	E-Q	125	125	HCC 4072 BK	Sgs	14-flat-1	M	-0.5	+20	200	5	1.5	3.5	10n	Q	100	100	E-Q	125	175
							10	3	7	5n	Q	50	50	E-Q	60	60								10	3	7	10n	Q	50	50	E-Q	60	70
							15	4	11	6n	Q	40	40	E-Q	45	45								15	4	11	10n	Q	40	40	E-Q	45	50
CD 4072 BD	Rca	14-dil-5	M	-0.5	+20	200	5	1.5	3.5	10n	Q	100	100	E-Q	125	125	HCF 4072 BE	Sgs	14-dil-1	I	-0.5	+18	200	5	1.5	3.5	10n	Q	100	100	E-Q	125	175
							10	3	7	10n	Q	50	50	E-Q	60	60								10	3	7	10n	Q	50	50	E-Q	60	70
							15	4	11	10n	Q	40	40	E-Q	45	45								15	4	11	10n	Q	40	40	E-Q	45	50
CD 4072 BE	Rca	14-dil-1	I	-0.5	+20	200	5	1.5	3.5	10n	Q	100	100	E-Q	125	125	HCF 4072 BF	Sgs	14-dil-4	I	-0.5	+18	200	5	1.5	3.5	10n	Q	100	100	E-Q	125	175
							10	3	7	10n	Q	50	50	E-Q	60	60								10	3	7	10n	Q	50	50	E-Q	60	70
							15	4	11	10n	Q	40	40	E-Q	45	45								15	4	11	10n	Q	40	40	E-Q	45	50
CD 4072 BF	Rca	14-dil-4	M	-0.5	+20	200	5	1.5	3.5	10n	Q	100	100	E-Q	125	125	HCF 4072 BM	Sgs	14-mic-1	I	-0.5	+18	200	5	1.5	3.5	10n	Q	100	100	E-Q	125	175
							10	3	7	10n	Q	50	50	E-Q	60	60								10	3	7	10n	Q	50	50	E-Q	60	70
							15	4	11	10n	Q	40	40	E-Q	45	45								15	4	11	10n	Q	40	40	E-Q	45	50
CD 4072 BH	Rca	chip	M	-0.5	+20		5	1.5	3.5	10n	Q	100	100	E-Q	125	125	HD 14072 B	Hit		I	-0.5	+20	200	5	1.5	3.5	10n	Q	100	100	E-Q	125	125
							10	3	7	10n	Q	50	50	E-Q	60	60								15	4	11	10n	Q	40	40	E-Q	45	45
							15	4	11	10n	Q	40	40	E-Q	45	45																	
CD 4072 BK	Rca	14-flat-1	M	-0.5	+20	200	5	1.5	3.5	10n	Q	100	100	E-Q	125	125	HEF 4072 B	Sig		I	-0.5	+20	200	5	1.5	3.5	10n	Q	100	100	E-Q	125	125
							10	3	7	10n	Q	50	50	E-Q	60	60								15	4	11	10n	Q	40	40	E-Q	45	45
							15	4	11	10n	Q	40	40	E-Q	45	45																	
CD 4072 BMD	Nsc	14-dil-5	M	-0.5	+18	500	5	1.5	3.5	4n	Q	100	100	E-Q	125	125	HEF 4072 BD	Val	14-dil-4	I	-0.5	+18	500	5	1.5	3.5	(1	Q	60	60	E-Q	80	75
							10	3	7	5n	Q	50	50	E-Q	60	60							15	4	11	(2	Q	30	30	E-Q	35	35	
							15	4	11	6n	Q	40	40	E-Q	45	45									(4	Q	20	20	E-Q	25	25		
CD 4072 BMD	Nsc	14-dil-5	M	-0.5	+18	500	5	1.5	3.5	4n	Q	100	100	E-Q	125	125	HEF 4072 BP	Val	14-dil-1	I	-0.5	+18	500	5	1.5	3.5	(1	Q	60	60	E-Q	80	75
							10	3	7	5n	Q	50	50	E-Q	60	60							15	4	11	(2	Q	30	30	E-Q	35	35	
							15	4	11	6n	Q	40	40	E-Q	45	45									(4	Q	20	20	E-Q	25	25		
CD 4072 BMJ	Nsc	14-dil-4	M	-0.5	+18	500	5	1.5	3.5	4n	Q	100	100	E-Q	125	125	HEF 4072 BT	Val	14-mic-1	I	-0.5	+18	400	5	1.5	3.5	(1	Q	60	60	E-Q	80	75
							10	3	7	5n	Q	50	50	E-Q	60	60							15	4	11	(2	Q	30	30	E-Q	35	35	
							15	4	11	6n	Q	40	40	E-Q	45	45									(4	Q	20	20	E-Q	25	25		
CD 4072 BMW	Nsc	14-flat-1	M	-0.5	+18		5	1.5	3.5	4n	Q	100	100	E-Q	125	125	M 4072 BP	Mit		I	-0.5	+20	200	5	1.5	3.5	(1	Q	100	100	E-Q	125	125
							10	3	7	5n	Q	50	50	E-Q	60	60								15	4	11	(2	Q	30	30	E-Q	35	35
							15	4	11	6n	Q	40	40	E-Q	45	45									(4	Q	20	20	E-Q	25	25		
HCC 4072 BD	Sgs	14-dil-5	M	-0.5	+20	200	5	1.5	3.5	10n	Q	100	100	E-Q	125	175	MB 84072 B	Fui		I	-0.5	+20	200	5	1.5	3.5	10n	Q	100	100	E-Q	125	125
							10	3	7	10n	Q	50	50	E-Q	60	70								15	4	11	10n	Q	40	40	E-Q	45	45
							15	4	11	10n	Q	40	40	E-Q	45	50																	
HCC 4072 BF	Sgs	14-dil-4	M	-0.5	+20	200	5	1.5	3.5	10n	Q	100	100	E-Q	125	175	MC 14072 BAL	Mot	14-dil-4	M	-0.5	+18	500	5	1.5	3.5	0.5n	Q	100	100	E-Q	160	160
							10	3	7	10n	Q	50	50	E-Q	60	70								15	4	11	1n	Q	50	50	E-Q	65	65
							15	4	11	10n	Q	40	40	E-Q	45	50										1.5n	Q	40	40	E-Q	50	50	

4072				Range Data				Identification Data							4072				Range Data				Identification Data											
Type	Man	B Sec. 3 Pins- Art-Nr.	T _U	U _{dd}		P _{tot} max	U _{dd}	U _{IL} UNL	U _{IH} UNH	I _{dd} typ	t _{TR} ns _{typ}			t _{PD} ns _{typ}			Type	Man	B Sec. 3 Pins- Art-Nr.	T _U	U _{dd}		P _{tot} max	U _{dd}	U _{IL} UNL	U _{IH} UNH	I _{dd} typ	t _{TR} ns _{typ}			t _{PD} ns _{typ}			
				V min	V max						mW	V	V max	V min	μA	Pin					↓	↑						Pin	↓	↑	V min	V max	mW	V
MC 14072 BCL	Mot	14-dil-4	I	-0.5	+18	500	5	1.5	3.5	0.5n	Q 100	100	E -Q	160	160	4072 DIE1	Sgs	chip	I	-0.5	+18	200	5	1.5	3.5	10n	Q 100	100	E -Q	125	175			
							10	3	7	1n	Q 50	50	E -Q	65	65								10	3	7	10n	Q 50	50	E -Q	60	70			
							15	4	11	1.5n	Q 40	40	E -Q	50	50								15	4	11	10n	Q 40	40	E -Q	45	50			
MC 14072 BCP	Mot	14-dil-1	I	-0.5	+18	500	5	1.5	3.5	0.5n	Q 100	100	E -Q	160	160	μPD 4072 BC	Nec	14-dil-1	I	-0.5	+20	200	5	1.5	3.5	0.5n	Q 100	100	E -Q	140	140			
							10	3	7	1n	Q 50	50	E -Q	65	65								10	3	7	1n	Q 50	50	E -Q	65	65			
							15	4	11	1.5n	Q 40	40	E -Q	50	50								15	4	11	1.5n	Q 40	40	E -Q	50	50			
MN 4072 B	Mat		I	-0.5	+20	200	5	1.5	3.5		Q 100	100	E -Q	125	125	LR74HC4072 BP	Sha		I	-0.5	+7	500	2				Q 30	30	E -Q	50	50			
							15	4	11		Q 40	40	E -Q	45	45								6			Q 7	7	E -Q	12	12				
MSM 4072 B	Oki		I	-0.5	+20	200	5	1.5	3.5		Q 100	100	E -Q	125	125	MSM74HC4072 BP	Oki		I	-0.5	+7	500	2				Q 30	30	E -Q	50	50			
							15	4	11		Q 40	40	E -Q	45	45								6			Q 7	7	E -Q	12	12				
SCL 4072 B	Spr		I	-0.5	+20	200	5	1.5	3.5		Q 100	100	E -Q	125	125	TC74HC4072 BP	Tos		I	-0.5	+7	500	2				Q 30	30	E -Q	50	50			
							15	4	11		Q 40	40	E -Q	45	45								6			Q 7	7	E -Q	12	12				
TC 4072 BF	Tos	14-mic-3	I	-0.5	+20	180	5	1.5	3.5	1n	Q 80	80	E -Q	115	115																			
							10	3	7	1n	Q 50	50	E -Q	45	45																			
							15	4	11	2n	Q 40	40	E -Q	30	30																			
TC 4072 BP	Tos	14-dil-1	I	-0.5	+20	300	5	1.5	3.5	1n	Q 80	80	E -Q	115	115																			
							10	3	7	1n	Q 50	50	E -Q	45	45																			
							15	4	11	2n	Q 40	40	E -Q	30	30																			
4072 BDC	Fch	14-dil-4	I	-0.5	+18	400	5	1.5	3.5	(1	Q 70	70	E -Q	65	65																			
							10	3	7	(2	Q 35	35	E -Q	30	30																			
							15	4	11	(4	Q 30	30	E -Q	20	20																			
4072 BDM	Fch	14-dil-4	M	-0.5	+18	400	5	1.5	3.5	(0.25	Q 70	70	E -Q	65	65																			
							10	3	7	(0.5	Q 35	35	E -Q	30	30																			
							15	4	11	(1	Q 30	30	E -Q	20	20																			
4072 BFC	Fch	14-flat-2	I	-0.5	+18	400	5	1.5	3.5	(1	Q 70	70	E -Q	65	65																			
							10	3	7	(2	Q 35	35	E -Q	30	30																			
							15	4	11	(4	Q 30	30	E -Q	20	20																			
4072 BFM	Fch	14-flat-2	M	-0.5	+18	400	5	1.5	3.5	(0.25	Q 70	70	E -Q	65	65																			
							10	3	7	(0.5	Q 35	35	E -Q	30	30																			
							15	4	11	(1	Q 30	30	E -Q	20	20																			
4072 BPC	Fch	14-dil-1	I	-0.5	+18	400	5	1.5	3.5	(1	Q 70	70	E -Q	65	65																			
							10	3	7	(2	Q 35	35	E -Q	30	30																			
							15	4	11	(4	Q 30	30	E -Q	20	20																			

4073		Triple 3-Input AND Gate				4073			Range Data			Identification Data					
Type	Man	B Sec. 3 Pins- Art-Nr.	T _U	U _{dd}		P _{tot} max	U _{dd}	U _{I/L} *U _{NL}	U _{I/H} *U _{NH}	I _{dd} typ	t _{TR}		t _{PD}				
				V min	V max						mW	V	V max	V min	μA	Pin	↓
CD 4073 BCM	Nsc	14-mic-1	I	-0.5	+18	500	5 10 15	1.5 3 4	3.5 7 11	4n 5n 6n	Q Q Q	90 50 40	90 50 40	E-Q E-Q E-Q	130 60 40	140 70 50	
CD 4073 BCN	Nsc	14-dii-1	I	-0.5	+18	700	5 10 15	1.5 3 4	3.5 7 11	4n 5n 6n	Q Q Q	90 50 40	90 50 40	E-Q E-Q E-Q	130 60 40	140 70 50	
CD 4073 BD	Rca	14-dii-5	M	-0.5	+20	200	5 10 15	1.5 3 4	3.5 7 11	10n 10n 10n	Q Q Q	100 50 40	100 50 40	E-Q E-Q E-Q	125 60 45	125 60 45	
CD 4073 BE	Rca	14-dii-1	I	-0.5	+20	200	5 10 15	1.5 3 4	3.5 7 11	10n 10n 10n	Q Q Q	100 50 40	100 50 40	E-Q E-Q E-Q	125 60 45	125 60 45	
CD 4073 BF	Rca	14-dii-4	M	-0.5	+20	200	5 10 15	1.5 3 4	3.5 7 11	10n 10n 10n	Q Q Q	100 50 40	100 50 40	E-Q E-Q E-Q	125 60 45	125 60 45	
CD 4073 BH	Rca	chip	M	-0.5	+20		5 10 15	1.5 3 4	3.5 7 11	10n 10n 10n	Q Q Q	100 50 40	100 50 40	E-Q E-Q E-Q	125 60 45	125 60 45	
CD 4073 BK	Rca	14-flat-1	M	-0.5	+20	200	5 10 15	1.5 3 4	3.5 7 11	10n 10n 10n	Q Q Q	100 50 40	100 50 40	E-Q E-Q E-Q	125 60 45	125 60 45	
CD 4073 BMD	Nsc	14-dii-5	M	-0.5	+18	500	5 10 15	1.5 3 4	3.5 7 11	4n 5n 6n	Q Q Q	90 50 40	90 50 40	E-Q E-Q E-Q	130 60 40	140 70 50	
CD 4073 BMJ	Nsc	14-dii-4	M	-0.5	+18	700	5 10 15	1.5 3 4	3.5 7 11	4n 5n 6n	Q Q Q	90 50 40	90 50 40	E-Q E-Q E-Q	130 60 40	140 70 50	
CD 4073 BMW	Nsc	14-flat-1	M	-0.5	+18	700	5 10 15	1.5 3 4	3.5 7 11	4n 5n 6n	Q Q Q	90 50 40	90 50 40	E-Q E-Q E-Q	130 60 40	140 70 50	
CD 4073 BCJ	Nsc	14-dii-4	I	-0.5	+18	500	5 10 15	1.5 3 4	3.5 7 11	4n 5n 6n	Q Q Q	90 50 40	90 50 40	E-Q E-Q E-Q	130 60 40	140 70 50	
HCC 4073 BD	Sgs	14-dii-5	M	-0.5	+20	200	5 10 15	1.5 3 4	3.5 7 11	10n 10n 10n	Q Q Q	100 50 40	100 50 40	E-Q E-Q E-Q	125 60 45	125 60 45	

Inputs		Outp.	
C	B	A	Q
L	X	X	L
X	L	X	L
X	X	L	L
H	H	H	H

4073			Range Data			Identification Data							4073			Range Data			Identification Data														
Type	Man	B Sec. 3 Pins- Art-Nr.	T _U	U _{dd}		P _{tot} max mW	U _{dd} V	U _{IL}	U _{IH}	I _{dd} typ μA	t _{TR} n _{styp}			t _{PD} n _{styp}			Type	Man	B Sec. 3 Pins- Art-Nr.	T _U	U _{dd}		P _{tot} max mW	U _{dd} V	U _{IL}	U _{IH}	I _{dd} typ μA	t _{TR} n _{styp}			t _{PD} n _{styp}		
				V min	V max			V max	V min		Pin	↓	↑	Pin	↓	↑					V min	V max			V max	V min		Pin	↓	↑	Pin	↓	↑
				→	←			→	←		→	←	→	←	→	←					→	→			←	→		←	→	←	→	→	←
HCC4073BF	Sgs	14-dil-4	M	-0.5	+20	200	5	1.5	3.5	10n	Q	100	100	E→Q	125	125	MB 84073 B	Fui		I	-0.5	+20	200	5	1.5	3.5		Q	100	100	E→Q	125	125
				10	3	7	10n	Q	50	50	E→Q	60	60								15	4	11		Q	40	40	E→Q	45	45			
				15	4	11	10n	Q	40	40	E→Q	45	45												Q	40	40	E→Q	45	45			
HCC4073BK	Sgs	14-flat-1	M	-0.5	+20	200	5	1.5	3.5	10n	Q	100	100	E→Q	125	125	MC14073BAL	Mot	14-dil-4	M	-0.5	+18	500	5	1.5	3.5	0.5n	Q	100	100	E→Q	160	160
				10	3	7	10n	Q	50	50	E→Q	60	60								10	3	7	1n	Q	50	50	E→Q	65	65			
				15	4	11	10n	Q	40	40	E→Q	45	45								15	4	11	1.5n	Q	40	40	E→Q	50	50			
HCF4073BE	Sgs	14-dil-1	I	-0.5	+18	200	5	1.5	3.5	10n	Q	100	100	E→Q	125	125	MC14073BCL	Mot	14-dil-4	I	-0.5	+18	500	5	1.5	3.5	0.5n	Q	100	100	E→Q	160	160
				10	3	7	10n	Q	50	50	E→Q	60	60								10	3	7	1n	Q	50	50	E→Q	65	65			
				15	4	11	10n	Q	40	40	E→Q	45	45								15	4	11	1.5n	Q	40	40	E→Q	50	50			
HCF4073BF	Sgs	14-dil-4	I	-0.5	+18	200	5	1.5	3.5	10n	Q	100	100	E→Q	125	125	MC14073BCP	Mot	14-dil-1	I	-0.5	+18	500	5	1.5	3.5	0.5n	Q	100	100	E→Q	160	160
				10	3	7	10n	Q	50	50	E→Q	60	60								10	3	7	1n	Q	50	50	E→Q	65	65			
				15	4	11	10n	Q	40	40	E→Q	45	45								15	4	11	1.5n	Q	40	40	E→Q	50	50			
HCF4073BM	Sgs	14-mic-1	I	-0.5	+18	200	5	1.5	3.5	10n	Q	100	100	E→Q	125	125	MN4073 B	Mat		I	-0.5	+20	200	5	1.5	3.5		Q	100	100	E→Q	125	125
				10	3	7	10n	Q	50	50	E→Q	60	60								15	4	11		Q	40	40	E→Q	45	45			
				15	4	11	10n	Q	40	40	E→Q	45	45												Q	40	40	E→Q	45	45			
HD 14073 B	Hit		I	-0.5	+20	200	5	1.5	3.5		Q	100	100	E→Q	125	125	MSM4073 B	OkI		I	-0.5	+20	200	5	1.5	3.5		Q	100	100	E→Q	125	125
				15	4	11					Q	40	40	E→Q	45	45					15	4	11		Q	40	40	E→Q	45	45			
HEF4073 B	Sig		I	-0.5	+20	200	5	1.5	3.5		Q	100	100	E→Q	125	125	SCL4073 B	Spr		I	-0.5	+20	200	5	1.5	3.5		Q	100	100	E→Q	125	125
				15	4	11					Q	40	40	E→Q	45	45					15	4	11		Q	40	40	E→Q	45	45			
HEF4073 BD	Val	14-dil-4	I	-0.5	+18	500	5	1.5	3.5	(1	Q	60	60	E→Q	55	45	TC4073 BF	Tos	14-mic-3	I	-0.5	+20	180	5	1.5	3.5	1n	Q	80	80	E→Q	115	115
				10	3	7	(2	Q	30	30	E→Q	25	20								10	3	7	1n	Q	50	50	E→Q	50	50			
				15	4	11	(4	Q	20	20	E→Q	20	15								15	4	11	2n	Q	40	40	E→Q	35	35			
HEF4073 BP	Val	14-dil-1	I	-0.5	+18	500	5	1.5	3.5	(1	Q	60	60	E→Q	55	45	TC4073 BP	Tos	14-dil-1	I	-0.5	+20	300	5	1.5	3.5	1n	Q	80	80	E→Q	115	115
				10	3	7	(2	Q	30	30	E→Q	25	20								10	3	7	1n	Q	50	50	E→Q	50	50			
				15	4	11	(4	Q	20	20	E→Q	20	15								15	4	11	2n	Q	40	40	E→Q	35	35			
HEF4073 BT	Val	14-mic-1	I	-0.5	+18	400	5	1.5	3.5	(1	Q	60	60	E→Q	55	45	4073 BDC	Fch	14-dil-4	I	-0.5	+18	400	5	1.5	3.5	(1	Q	70	70	E→Q	44	40
				10	3	7	(2	Q	30	30	E→Q	25	20								10	3	7	(2	Q	35	35	E→Q	26	19			
				15	4	11	(4	Q	20	20	E→Q	20	15								15	4	11	(4	Q	25	25	E→Q	21	14			
LC4073 B	Say		I	-0.5	+20	200	5	1.5	3.5		Q	100	100	E→Q	125	125	4073 BDM	Fch	14-dil-4	M	-0.5	+18	400	5	1.5	3.5	(0.25	Q	70	70	E→Q	44	40
				15	4	11					Q	40	40	E→Q	45	45					15	4	11	(1	Q	35	35	E→Q	26	19			
											Q	40	40	E→Q	45	45									Q	25	25	E→Q	21	14			
M4073 BP	Mit		I	-0.5	+20	200	5	1.5	3.5		Q	100	100	E→Q	125	125	4073 BFC	Fch	14-flat-2	I	-0.5	+18	400	5	1.5	3.5	(1	Q	70	70	E→Q	44	40
				15	4	11					Q	40	40	E→Q	45	45					15	4	11	(2	Q	35	35	E→Q	26	19			
											Q	40	40	E→Q	45	45									Q	25	25	E→Q	21	14			

4073			Range Data			Identification Data							4075	Triple 3-Input OR Gate
Type	Man	B Sec. 3 Pins-Art-Nr.	T _U	U _{dd}	P _{tot} max	U _{dd}	U _{IL} U _{NL}	U _{IH} U _{NH}	I _{dd} typ	t _{TR} nstyp	t _{PD} nstyp			
				V min V max	mW	V	V max V min	V max V min	μA	Pin ↓ ↑	Pin → Pin ↓ ↑			
4073 BFM	Fch	14-flat-2	M	-0.5 +18	400	5 10 15	1.5 3 4	3.5 7 11	(0,25) (0,5) (1)	Q 70 35 25	70 35 25	E → Q 44 26 21	40 19 14	
4073 BPC	Fch	14-dil-1	I	-0.5 +18	400	5 10 15	1.5 3 4	3.5 7 11	(1) (2) (4)	Q 70 35 25	70 35 25	E → Q 44 26 21	40 19 14	
μPD 4073 BC	Nec	14-dil-1	I	-0.5 +20	200	5 10 15	1.5 3 4	3.5 7 11	0,5n 1n 1,5n	Q 100 50 40	100 50 40	E → Q 140 65 50	140 65 50	

Inputs			Outp.
C	B	A	Q
H	X	X	H
X	H	X	H
X	X	H	H
L	L	L	L

4075			Range Data			Identification Data							
Type	Man	B Sec. 3 Pins-Art-Nr.	T _U	U _{dd}	P _{tot} max	U _{dd}	U _{IL} U _{NL}	U _{IH} U _{NH}	I _{dd} typ	t _{TR} nstyp	t _{PD} nstyp		
				V min V max	mW	V	V max V min	V max V min	μA	Pin ↓ ↑	Pin → Pin ↓ ↑		
CD 4075 BJC	Nsc	14-dil-4	I	-0.5 +18	500	5 10 15	1.5 3 4	3.5 7 11	4n 5n 6n	Q 90 50 40	90 50 40	E → Q 140 70 50	130 50 40

4075			Range Data				Identification Data						4075			Range Data				Identification Data													
Type	Man	B Sec. 3 Pins- Art-Nr.	T _U	U _{dd}		P _{tot} max	U _{dd}	U _{IL}	U _{IH}	I _{dd} typ	t _{TR}			t _{PD}			Type	Man	B Sec. 3 Pins- Art-Nr.	T _U	U _{dd}		P _{tot} max	U _{dd}	U _{IL}	U _{IH}	I _{dd} typ	t _{TR}			t _{PD}		
				V min	V max			V max	V min		μA	Pin	↓	↑	Pin	↓					↑	V min			V max	mW		V	V max	V min	μA	Pin	↓
CD 4075 BCN	Nsc	14-dil-1	I	-0.5	+18	700	5 10 15	1.5 3 4	3.5 7 11	4n 5n 6n	Q Q Q	90 50 40	90 50 40	E→Q E→Q E→Q	140 70 50	130 50 40	HCC 4075 BK	Sgs	14-flat-1	M	-0.5	+20	200	5 10 15	1.5 3 4	3.5 7 11	10n 10n 10n	Q Q Q	100 50 40	100 50 40	E→Q E→Q E→Q	125 60 45	175 70 50
CD 4075 BD	Rca	14-dil-5	M	-0.5	+20	200	5 10 15	1.5 3 4	3.5 7 11	10n 10n 10n	Q Q Q	100 50 40	100 50 40	E→Q E→Q E→Q	125 60 45	125 60 45	HCF 4075 BE	Sgs	14-dil-1	I	-0.5	+18	200	5 10 15	1.5 3 4	3.5 7 11	10n 10n 10n	Q Q Q	100 50 40	100 50 40	E→Q E→Q E→Q	125 60 45	175 70 50
CD 4075 BE	Rca	14-dil-1	I	-0.5	+20	200	5 10 15	1.5 3 4	3.5 7 11	10n 10n 10n	Q Q Q	100 50 40	100 50 40	E→Q E→Q E→Q	125 60 45	125 60 45	HCF 4075 BF	Sgs	14-dil-4	I	-0.5	+18	200	5 10 15	1.5 3 4	3.5 7 11	10n 10n 10n	Q Q Q	100 50 40	100 50 40	E→Q E→Q E→Q	125 60 45	175 70 50
CD 4075 BF	Rca	14-dil-4	M	-0.5	+20	200	5 10 15	1.5 3 4	3.5 7 11	10n 10n 10n	Q Q Q	100 50 40	100 50 40	E→Q E→Q E→Q	125 60 45	125 60 45	HCF 4075 BM	Sgs	14-mic-1	I	-0.5	+18	200	5 10 15	1.5 3 4	3.5 7 11	10n 10n 10n	Q Q Q	100 50 40	100 50 40	E→Q E→Q E→Q	125 60 45	175 70 50
CD 4075 BH	Rca	chip	M	-0.5	+20		5 10 15	1.5 3 4	3.5 7 11	10n 10n 10n	Q Q Q	100 50 40	100 50 40	E→Q E→Q E→Q	125 60 45	125 60 45	HD 14075 B	Hit		I	-0.5	+20	200	5 15	1.5 4	3.5 11		Q Q	100 40	100 40	E→Q E→Q	125 45	125 45
CD 4075 BK	Rca	14-flat-1	M	-0.5	+20	200	5 10 15	1.5 3 4	3.5 7 11	10n 10n 10n	Q Q Q	100 50 40	100 50 40	E→Q E→Q E→Q	125 60 45	125 60 45	HEF 4075 B	Sig		I	-0.5	+20	200	5 15	1.5 4	3.5 11		Q Q	100 40	100 40	E→Q E→Q	125 45	125 45
CD 4075 BMD	Nsc	14-dil-5	M	-0.5	+18	500	5 10 15	1.5 3 4	3.5 7 11	4n 5n 6n	Q Q Q	90 50 40	90 70 40	E→Q E→Q E→Q	140 70 50	130 50 40	HEF 4075 BD	Val	14-dil-4	I	-0.5	+18	500	5 10 15	1.5 3 4	3.5 7 11	(1 (2 (4	Q Q Q	60 30 20	60 30 20	E→Q E→Q E→Q	65 30 25	65 30 25
CD 4075 BMJ	Nsc	14-dil-4	M	-0.5	+18	700	5 10 15	1.5 3 4	3.5 7 11	4n 5n 6n	Q Q Q	90 50 40	90 70 40	E→Q E→Q E→Q	140 70 50	130 50 40	HEF 4075 BP	Val	14-dil-1	I	-0.5	+18	500	5 10 15	1.5 3 4	3.5 7 11	(1 (2 (4	Q Q Q	60 30 20	60 30 20	E→Q E→Q E→Q	65 30 25	65 30 25
CD 4075 BMW	Nsc	14-flat-1	M	-0.5	+18	700	5 10 15	1.5 3 4	3.5 7 11	4n 5n 6n	Q Q Q	90 50 40	90 70 40	E→Q E→Q E→Q	140 70 50	130 50 40	HEF 4075 BT	Val	14-mic-1	I	-0.5	+18	400	5 10 15	1.5 3 4	3.5 7 11	(1 (2 (4	Q Q Q	60 30 20	60 30 20	E→Q E→Q E→Q	65 30 25	65 30 25
HCC 4075 BD	Sgs	14-dil-5	M	-0.5	+20	200	5 10 15	1.5 3 4	3.5 7 11	10n 10n 10n	Q Q Q	100 50 40	100 50 40	E→Q E→Q E→Q	125 60 45	175 70 50	LC 4075 B	Say		I	-0.5	+20	200	5 15	1.5 4	3.5 11		Q Q	100 40	100 40	E→Q E→Q	125 45	125 45
HCC 4075 BF	Sgs	14-dil-4	M	-0.5	+20	200	5 10 15	1.5 3 4	3.5 7 11	10n 10n 10n	Q Q Q	100 50 40	100 50 40	E→Q E→Q E→Q	125 60 45	175 70 50	M 4075 BP	Mit		I	-0.5	+20	200	5 15	1.5 4	3.5 11		Q Q	100 40	100 40	E→Q E→Q	125 45	125 45
							5 10 15	1.5 3 4	3.5 7 11	10n 10n 10n	Q Q Q	100 50 40	100 50 40	E→Q E→Q E→Q	125 60 45	175 70 50	MB 84075 B	Fui		I	-0.5	+20	200	5 15	1.5 4	3.5 11		Q Q	100 40	100 40	E→Q E→Q	125 45	125 45
							5 10 15	1.5 3 4	3.5 7 11	10n 10n 10n	Q Q Q	100 50 40	100 50 40	E→Q E→Q E→Q	125 60 45	175 70 50	MC 14075 BAL	Mot	14-dil-4	M	-0.5	+18	500	5 10 15	1.5 3 4	3.5 7 11	0.5n 1n 1.5n	Q Q Q	100 50 40	100 50 40	E→Q E→Q E→Q	160 65 50	160 65 50

4075				Range Data			Identification Data						4075				Range Data			Identification Data													
Type	Man	B Sec. 3 Pins- Art-Nr.	Tu	U _{dd}		P _{tot} max	U _{dd}	U _{IL} UNL	U _{IH} UNH	I _{dd} typ	t _{TR} n _{styp}			t _{PD} n _{styp}			Type	Man	B Sec. 3 Pins- Art-Nr.	Tu	U _{dd}		P _{tot} max	U _{dd}	U _{IL} UNL	U _{IH} UNH	I _{dd} typ	t _{TR} n _{styp}			t _{PD} n _{styp}		
				V min	V max						mW	V	V max	V min	μA	Pin					↓	↑						Pin	↓	↑	V min	V max	mW
				↓	↑	↓	↑	↓	↑	↓	↑	↓	↑	↓	↑	↓					↑	↓	↑	↓	↑	↓	↑	↓	↑	↓	↑	↓	↑
MC14075 BCL	Mot	14-dil-4	I	-0.5	+18	500	5	1.5	3.5	0.5n	Q	100	100	E→Q	160	160	4075 BPC	Fch	14-dil-1	I	-0.5	+18	400	5	1.5	3.5	(1	Q	70	70	E→Q	62	59
							10	3	7	1n	Q	50	50	E→Q	65	65							15	10	3	7	(2	Q	35	35	E→Q	30	34
							15	4	11	1.5n	Q	40	40	E→Q	50	50							15	10	4	11	(4	Q	25	25	E→Q	24	28
MC14075 BCP	Mot	14-dil-1	I	-0.5	+18	500	5	1.5	3.5	0.5n	Q	100	100	E→Q	160	160	4075 DIE1	Sgs	chip	I	-0.5	+18	200	5	1.5	3.5	10n	Q	100	100	E→Q	125	175
							10	3	7	1n	Q	50	50	E→Q	65	65							15	10	3	7	10n	Q	50	50	E→Q	60	70
							15	4	11	1.5n	Q	40	40	E→Q	50	50							15	10	4	11	10n	Q	40	40	E→Q	45	50
MN4075 B	Mat		I	-0.5	+20	200	5	1.5	3.5		Q	100	100	E→Q	125	125	μPD4075 BC	Nec	14-dil-1	I	-0.5	+20	200	5	1.5	3.5	0.5n	Q	100	100	E→Q	140	140
							15	4	11		Q	40	40	E→Q	45	45							15	10	3	7	1n	Q	50	50	E→Q	65	65
																							15	4	11	1.5n	Q	40	40	E→Q	50	50	
MSM4075 B	Oki		I	-0.5	+20	200	5	1.5	3.5		Q	100	100	E→Q	125	125	μPD4075 BG	Nec	14-mic-3	I	-0.5	+20	200	5	1.5	3.5	0.5n	Q	100	100	E→Q	140	140
							15	4	11		Q	40	40	E→Q	45	45							15	10	3	7	1n	Q	50	50	E→Q	65	65
																							15	4	11	1.5n	Q	40	40	E→Q	50	50	
NJU4075 B	Njr		I	-0.5	+20	200	5	1.5	3.5		Q	100	100	E→Q	125	125	LR74HC4075 BP	Sha		I	-0.5	+7	500	2				Q	38	38	E→Q	58	58
							15	4	11		Q	40	40	E→Q	45	45							6				Q	6	6	E→Q	10	10	
																											Q						
SCL4075 B	Spr		I	-0.5	+20	200	5	1.5	3.5		Q	100	100	E→Q	125	125	M74HC4075 BP	Mit		I	-0.5	+7	500	2				Q	38	38	E→Q	58	58
							15	4	11		Q	40	40	E→Q	45	45							6				Q	6	6	E→Q	10	10	
																											Q						
TC4075 BF	Tos	14-mic-3	I	-0.5	+20	180	5	1.5	3.5	1n	Q	80	80	E→Q	95	95	MC74HC4075 BP	Mot		I	-0.5	+7	500	2				Q	38	38	E→Q	58	58
							10	3	7	1n	Q	50	50	E→Q	40	40							6				Q	6	6	E→Q	10	10	
							15	4	11	2n	Q	40	40	E→Q	30	30											Q						
TC4075 BP	Tos	14-dil-1	I	-0.5	+20	300	5	1.5	3.5	1n	Q	80	80	E→Q	95	95	MM54HC4075 E	Nsc	chip	M	-0.5	+7	600	2	0.5	1.5		Q	30	30	E→Q	40	40
							10	3	7	1n	Q	50	50	E→Q	40	40							4.5	1.35	3.15		Q	10	10	E→Q	12	12	
							15	4	11	2n	Q	40	40	E→Q	30	30							6	1.8	4.2	2	Q	9	9	E→Q	10	10	
4075 BDC	Fch	14-dil-4	I	-0.5	+18	400	5	1.5	3.5	(1	Q	70	70	E→Q	62	59	MM54HC4075 J	Nsc	14-dil-4	M	-0.5	+7	600	2	0.5	1.5		Q	30	30	E→Q	40	40
							10	3	7	(2	Q	35	35	E→Q	30	34							4.5	1.35	3.15		Q	10	10	E→Q	12	12	
							15	4	11	(4	Q	25	25	E→Q	24	28							6	1.8	4.2	2	Q	9	9	E→Q	10	10	
4075 BDM	Fch	14-dil-4	M	-0.5	+18	400	5	1.5	3.5	(0.25	Q	70	70	E→Q	62	59	MM54HC4075 W	Nsc	14-flat-1	M	-0.5	+7	600	2	0.5	1.5		Q	30	30	E→Q	40	40
							10	3	7	(0.5	Q	35	35	E→Q	30	34							4.5	1.35	3.15		Q	10	10	E→Q	12	12	
							15	4	11	(1	Q	25	25	E→Q	24	28							6	1.8	4.2	2	Q	9	9	E→Q	10	10	
4075 BFC	Fch	14-flat-2	I	-0.5	+18	400	5	1.5	3.5	(1	Q	70	70	E→Q	62	59	MM74HC4075 N	Nsc	14-dil-1	I	-0.5	+7	600	2	0.5	1.5		Q	30	30	E→Q	40	40
							10	3	7	(2	Q	35	35	E→Q	30	34							4.5	1.35	3.15		Q	10	10	E→Q	12	12	
							15	4	11	(4	Q	25	25	E→Q	24	28							6	1.8	4.2	2	Q	9	9	E→Q	10	10	
4075 BFM	Fch	14-flat-2	M	-0.5	+18	400	5	1.5	3.5	(0.25	Q	70	70	E→Q	62	59	MM74HC4075 N	Nsc	14-dil-1	I	-0.5	+7	500	2	0.5	1.5		Q	30	30	E→Q	40	40
							10	3	7	(0.5	Q	35	35	E→Q	30	34							4.5	1.35	3.15		Q	10	10	E→Q	12	12	
							15	4	11	(1	Q	25	25	E→Q	24	28							6	1.8	4.2	2	Q	9	9	E→Q	10	10	

4075			Range Data			Identification Data							4076	Quad D-Type Register		
Type	Man	B Sec. 3 Pins- Art-Nr.	T _U	U _{dd}		P _{tot} max mW	U _{dd}	U _{IL} UNL	U _{IH} UNH	I _{dd} typ μA	t _{TR} ns/typ				t _{PD} ns/typ	
				V min	V max						V	V max			V min	Pin ↓
MN74HC4075BP	Mat		I	-0.5	+7	500	2				Q	38	38	E→Q	58	58
							6				Q	6	6	E→Q	10	10
MSM74HC4075BP	Oki		I	-0.5	+7	500	2				Q	38	38	E→Q	58	58
							6				Q	6	6	E→Q	10	10
TC74HC4075BP	Tos		I	-0.5	+7	500	2				Q	38	38	E→Q	58	58
							6				Q	6	6	E→Q	10	10
μPD74HC4075BP	Nec		I	-0.5	+7	500	2				Q	38	38	E→Q	58	58
							6				Q	6	6	E→Q	10	10

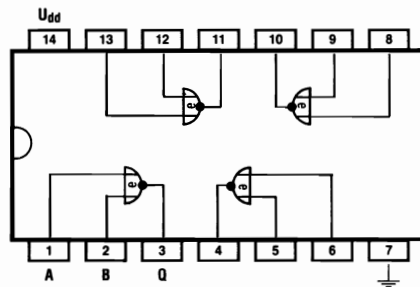
Inputs							Outp.
T	R	DA	DB	C1	C2	D	Qn+1
X	X	X	X	H	X	X	Z
X	X	X	X	X	H	X	Z
X	H	X	X	L	L	X	L
L	L	X	X	L	L	X	Qn
L	L	H	X	L	L	X	Qn
L	L	X	H	L	L	X	Qn
L	L	L	L	L	L	L	L
L	L	L	L	L	L	H	H

4076			Range Data			Identification Data							4076			Range Data			Identification Data														
Type	Man	B Sec. 3 Pins- Art-Nr.	TU	U _{dd}		P _{tot} max	U _{dd}	U _{JL}	U _{JH}	I _{dd} typ	t _{TR} n _{styp}			t _{pd} n _{styp}			Type	Man	B Sec. 3 Pins- Art-Nr.	TU	U _{dd}		P _{tot} max	U _{dd}	U _{JL}	U _{JH}	I _{dd} typ	t _{TR} n _{styp}			t _{pd} n _{styp}		
				V min	V max			mW	V		V max	V min	μA	Pin	↓	↑					Pin →	↓			↑	V min		V max	mW	V	V max	V min	μA
CD 4076 BCJ	Nsc	16-dil-4	I	-0.5	+18	500	5	1.5	3.5	(20	Q	100	100	T→Q	220	220	HCC 4076 BF	Sgs	16-dil-4	M	-0.5	+20	200	5	1.5	3.5	40n	Q	100	100	T→Q	300	300
						10	10	3	7	(40	Q	50	50	T→Q	80	80							15	15	4	11	40n	Q	50	50	T→Q	125	125
						15	15	4	11	(80	Q	40	40	T→Q	65	65							15	15	4	11	40n	Q	40	40	T→Q	90	90
CD 4076 BCN	Nsc	16-dil-1	I	-0.5	+18	700	5	1.5	3.5	(20	Q	100	100	T→Q	220	220	HCC 4076 BK	Sgs	16-flat-1	M	-0.5	+20	200	5	1.5	3.5	40n	Q	100	100	T→Q	300	300
						10	10	3	7	(40	Q	50	50	T→Q	80	80							15	15	4	11	40n	Q	50	50	T→Q	125	125
						15	15	4	11	(80	Q	40	40	T→Q	65	65							15	15	4	11	40n	Q	40	40	T→Q	90	90
CD 4076 BD	Rca	16-dil-5	M	-0.5	+20	200	5	1.5	3.5	40n	Q	100	100	T→Q	300	300	HCF 4076 BE	Sgs	16-dil-1	I	-0.5	+18	200	5	1.5	3.5	40n	Q	100	100	T→Q	300	300
						10	10	3	7	40n	Q	50	50	T→Q	125	125							15	15	4	11	40n	Q	50	50	T→Q	125	125
						15	15	4	11	40n	Q	40	40	T→Q	90	90							15	15	4	11	40n	Q	40	40	T→Q	90	90
CD 4076 BE	Rca	16-dil-1	I	-0.5	+20	200	5	1.5	3.5	40n	Q	100	100	T→Q	300	300	HCF 4076 BF	Sgs	16-dil-4	I	-0.5	+18	200	5	1.5	3.5	40n	Q	100	100	T→Q	300	300
						10	10	3	7	40n	Q	50	50	T→Q	125	125							15	15	4	11	40n	Q	50	50	T→Q	125	125
						15	15	4	11	40n	Q	40	40	T→Q	90	90							15	15	4	11	40n	Q	40	40	T→Q	90	90
CD 4076 BF	Rca	16-dil-4	M	-0.5	+20	200	5	1.5	3.5	40n	Q	100	100	T→Q	300	300	HCF 4076 BM	Sgs	16-mic-1	I	-0.5	+18	200	5	1.5	3.5	40n	Q	100	100	T→Q	300	300
						10	10	3	7	40n	Q	50	50	T→Q	125	125							15	15	4	11	40n	Q	50	50	E→Q	125	125
						15	15	4	11	40n	Q	40	40	T→Q	90	90							15	15	4	11	40n	Q	40	40	E→Q	90	90
CD 4076 BH	Rca	chip	M	-0.5	+20		5	1.5	3.5	40n	Q	100	100	T→Q	300	300	HD 14076 B	Hit		I	-0.5	+20	200	5	1.5	3.5		Q	100	100	T→Q	300	300
						10	10	3	7	40n	Q	50	50	T→Q	125	125							15	15	4	11		Q	40	40	T→Q	90	90
						15	15	4	11	40n	Q	40	40	T→Q	90	90							15	15	4	11		Q	40	40	T→Q	90	90
CD 4076 BK	Rca	16-flat-1	M	-0.5	+20	200	5	1.5	3.5	40n	Q	100	100	T→Q	300	300	HEF 4076 B	Sig		I	-0.5	+20	200	5	1.5	3.5		Q	100	100	T→Q	300	300
						10	10	3	7	40n	Q	50	50	T→Q	125	125							15	15	4	11		Q	40	40	T→Q	90	90
						15	15	4	11	40n	Q	40	40	T→Q	90	90							15	15	4	11		Q	40	40	T→Q	90	90
CD 4076 BMD	Nsc	16-dil-5	M	-0.5	+18	500	5	1.5	3.5	(5	Q	100	100	T→Q	220	220	HEF 4076 BD	Val	16-dil-4	I	-0.5	+18	400	5	1.5	3.5	(20	Q	60	60	T→Q	150	160
						10	10	3	7	(10	Q	50	50	T→Q	80	80							15	15	4	11	(80	Q	20	20	T→Q	45	45
						15	15	4	11	(20	Q	40	40	T→Q	65	65							15	15	4	11	(80	Q	30	30	T→Q	60	65
CD 4076 BMJ	Nsc	16-dil-4	M	-0.5	+18	700	5	1.5	3.5	(5	Q	100	100	T→Q	220	220	HEF 4076 BP	Val	16-dil-1	I	-0.5	+18	400	5	1.5	3.5	(20	Q	60	60	T→Q	150	160
						10	10	3	7	(10	Q	50	50	T→Q	80	80							15	15	4	11	(80	Q	30	30	T→Q	60	65
						15	15	4	11	(20	Q	40	40	T→Q	65	65							15	15	4	11	(80	Q	20	20	T→Q	45	45
CD 4076 BMW	Nsc	16-flat-1	M	-0.5	+18	700	5	1.5	3.5	(5	Q	100	100	T→Q	220	220	HEF 4076 BT	Val	16-mic-1	I	-0.5	+18	200	5	1.5	3.5	(20	Q	60	60	T→Q	150	160
						10	10	3	7	(10	Q	50	50	T→Q	80	80							15	15	4	11	(80	Q	30	30	T→Q	60	65
						15	15	4	11	(20	Q	40	40	T→Q	65	65							15	15	4	11	(80	Q	20	20	T→Q	45	45
HCC 4076 BD	Sgs	16-dil-5	M	-0.5	+20	200	5	1.5	3.5	40n	Q	100	100	T→Q	300	300	M 4076 BP	Mit		I	-0.5	+20	200	5	1.5	3.5		Q	100	100	T→Q	300	300
						10	10	3	7	40n	Q	50	50	T→Q	125	125							15	15	4	11		Q	40	40	T→Q	90	90
						15	15	4	11	40n	Q	40	40	T→Q	90	90							15	15	4	11	5n	Q	100	100	T→Q	300	300
						15	15	4	11	40n	Q	50	50	T→Q	125	125	MC 14076 BAL	Mot	16-dil-4	M	-0.5	+18	500	5	1.5	3.5	10n	Q	50	50	T→Q	125	125
						15	15	4	11	40n	Q	40	40	T→Q	90	90							15	15	4	11	15n	Q	40	40	T→Q	90	90

4076			Range Data			Identification Data										
Type	Man	B Sec. 3 Pins- Art-Nr.	T _U	U _{dd}		P _{tot} max	U _{dd}	U _{IL}	U _{IH}	I _{dd} typ	t _{TR}		t _{PD}			
				V min	V max	mW		V	V max		V min	μA	Pin	↓	↑	Pin → Pin
MC 14076 BCL	Mot	16-dil-4	I	-0.5	+18	500	5	1.5	3.5	5n	Q	100	100	T→Q	300	300
							10	3	7	10n	Q	50	50	T→Q	125	125
							15	4	11	15n	Q	40	40	T→Q	90	90
MC 14076 BCP	Mot	16-dil-1	I	-0.5	+18	500	5	1.5	3.5	5n	Q	100	100	T→Q	300	300
							10	3	7	10n	Q	50	50	T→Q	125	125
							15	4	11	15n	Q	40	40	T→Q	90	90
MN 4076 B	Mat		I	-0.5	+20	200	5	1.5	3.5		Q	100	100	T→Q	300	300
							15	4	11		Q	40	40	T→Q	90	90
SCL 4076 B	Spr		I	-0.5	+20	200	5	1.5	3.5		Q	100	100	T→Q	300	300
							15	4	11		Q	40	40	T→Q	90	90
TC 4076 BP	Tos	16-dil-1	I	-0.5	+20	300	5	1.5	3.5	5n	Q	80	80	T→Q	250	250
							10	3	7	10n	Q	50	50	T→Q	95	95
							15	4	11	15n	Q	40	40	T→Q	65	65
4076 BDC	Fch	16-dil-4	I	-0.5	+18	400	5	1.5	3.5	(20	Q	65	65	T→Q	70	70
							10	3	7	(40	Q	35	35	T→Q	35	35
							15	4	11	(80	Q	15	15	T→Q	25	25
4076 BDM	Fch	16-dil-4	M	-0.5	+18	400	5	1.5	3.5	(5	Q	65	65	T→Q	70	70
							10	3	7	(10	Q	35	35	T→Q	35	35
							15	4	11	(20	Q	15	15	T→Q	25	25
4076 BFC	Fch	16-flat-1	I	-0.5	+18	400	5	1.5	3.5	(20	Q	65	65	T→Q	70	70
							10	3	7	(40	Q	35	35	T→Q	35	35
							15	4	11	(80	Q	15	15	T→Q	25	25
4076 BFM	Fch	16-flat-1	M	-0.5	+18	400	5	1.5	3.5	(5	Q	65	65	T→Q	70	70
							10	3	7	(10	Q	35	35	T→Q	35	35
							15	4	11	(20	Q	15	15	T→Q	25	25
4076 BPC	Fch	16-dil-1	I	-0.5	+18	400	5	1.5	3.5	(20	Q	65	65	T→Q	70	70
							10	3	7	(40	Q	35	35	T→Q	35	35
							15	4	11	(80	Q	15	15	T→Q	25	25
4076 DIE1	Sgs	chip	I	-0.5	+18	200	5	1.5	3.5	40n	Q	100	100	T→Q	300	300
							10	3	7	40n	Q	50	50	E→Q	125	125
							15	4	11	40n	Q	40	40	E→Q	90	90

4077

Quad Exclusive-NOR Gates



Inputs		Outp.
A	B	Q
L	L	H
L	H	L
H	L	L
H	H	H

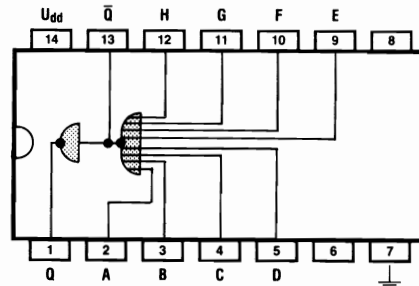
4077			Range Data			Identification Data										
Type	Man	B Sec. 3 Pins- Art-Nr.	T _U	U _{dd}		P _{tot} max	U _{dd}	U _{IL}	U _{IH}	I _{dd} typ	t _{TR}		t _{PD}			
				V min	V max	mW		V	V max		V min	μA	Pin	↓	↑	Pin → Pin
CD 4077 BD	Rca	14-dil-5	M	-0.5	+20	200	5	1.5	3.5	20n	Q	100	100	E→Q	140	140
							10	3	7	20n	Q	50	50	E→Q	65	65
							15	4	11	20n	Q	40	40	E→Q	50	50
CD 4077 BE	Rca	14-dil-1	I	-0.5	+20	200	5	1.5	3.5	20n	Q	100	100	E→Q	140	140
							10	3	7	20n	Q	50	50	E→Q	65	65
							15	4	11	20n	Q	40	40	E→Q	50	50

4077				Range Data			Identification Data						4077				Range Data			Identification Data													
Type	Man	B Sec. 3 Pins- Art-Nr.	TU	U _{dd}		P _{tot} max	U _{dd}	U _{IL}	U _{IH}	I _{dd} typ	t _{TR}		t _{pd}		Type	Man	B Sec. 3 Pins- Art-Nr.	TU	U _{dd}		P _{tot} max	U _{dd}	U _{IL}	U _{IH}	I _{dd} typ	t _{TR}		t _{pd}					
				V min	V max			V max	V min		μA	Pin	↓	↑					Pin	↓			↑	V min		V max	V max	V min	μA	Pin	↓	↑	Pin
CD4077BF	Rca	14-dil-4	M	-0.5	+20	200	5	1.5	3.5	20n	Q	100	100	E→Q	140	140	HEF4077BP	Val	14-dil-1	I	-0.5	+18	500	5	1.5	3.5	(1	Q	60	60	E→Q	75	70
							10	3	7	20n	Q	50	50	E→Q	65	65								15	4	11	(2	Q	30	30	E→Q	35	30
							15	4	11	20n	Q	40	40	E→Q	50	50								15	4	11	(4	Q	20	20	E→Q	30	25
CD4077BH	Rca	chip	M	-0.5	+20		5	1.5	3.5	20n	Q	100	100	E→Q	140	140	HEF4077BT	Val	14-mic-1	I	-0.5	+18	400	5	1.5	3.5	(1	Q	60	60	E→Q	75	70
							10	3	7	20n	Q	50	50	E→Q	65	65								10	3	7	(2	Q	30	30	E→Q	35	30
							15	4	11	20n	Q	40	40	E→Q	50	50								15	4	11	(4	Q	20	20	E→Q	30	25
CD4077BK	Rca	14-flat-1	M	-0.5	+20	200	5	1.5	3.5	20n	Q	100	100	E→Q	140	140	LC4077B	Say		I	-0.5	+20	200	5	1.5	3.5		Q	100	100	E→Q	175	175
							10	3	7	20n	Q	50	50	E→Q	65	65								15	4	11		Q	40	40	E→Q	50	50
							15	4	11	20n	Q	40	40	E→Q	50	50																	
HCC4077BD	Sgs	14-dil-5	M	-0.5	+20	200	5	1.5	3.5	20n	Q	100	100	E→Q	140	140	M4077BP	Mit		I	-0.5	+20	200	5	1.5	3.5		Q	100	100	E→Q	175	175
							10	3	7	20n	Q	50	50	E→Q	65	65								15	4	11		Q	40	40	E→Q	50	50
							15	4	11	20n	Q	40	40	E→Q	50	50																	
HCC4077BF	Sgs	14-dil-4	M	-0.5	+20	200	5	1.5	3.5	20n	Q	100	100	E→Q	140	140	MB84077B	Fui		I	-0.5	+20	200	5	1.5	3.5		Q	100	100	E→Q	175	175
							10	3	7	20n	Q	50	50	E→Q	65	65								15	4	11		Q	40	40	E→Q	50	50
							15	4	11	20n	Q	40	40	E→Q	50	50																	
HCC4077BK	Sgs	14-flat-1	M	-0.5	+20	200	5	1.5	3.5	20n	Q	100	100	E→Q	140	140	MC14077BAL	Mot	14-dil-4	M	-0.5	+18	500	5	1.5	3.5	0.5n	Q	100	100	E→Q	175	175
							10	3	7	20n	Q	50	50	E→Q	65	65								10	3	7	1n	Q	50	50	E→Q	75	75
							15	4	11	20n	Q	40	40	E→Q	50	50								15	4	11	1.5n	Q	40	40	E→Q	55	55
HCC4077BK	Sgs	14-flat-1	M	-0.5	+20	200	5	1.5	3.5	20n	Q	100	100	E→Q	140	140	MC14077BCL	Mot	14-dil-4	I	-0.5	+18	500	5	1.5	3.5	0.5n	Q	100	100	E→Q	175	175
							10	3	7	20n	Q	50	50	E→Q	65	65								10	3	7	1n	Q	50	50	E→Q	75	75
							15	4	11	20n	Q	40	40	E→Q	50	50								15	4	11	1.5n	Q	40	40	E→Q	55	55
HCF4077BE	Sgs	14-dil-1	I	-0.5	+18	200	5	1.5	3.5	20n	Q	100	100	E→Q	140	140	MC14077BCP	Mot	14-dil-1	I	-0.5	+18	500	5	1.5	3.5	0.5n	Q	100	100	E→Q	175	175
							10	3	7	20n	Q	50	50	E→Q	65	65								10	3	7	1n	Q	50	50	E→Q	75	75
							15	4	11	20n	Q	40	40	E→Q	50	50								15	4	11	1.5n	Q	40	40	E→Q	55	55
HCF4077BF	Sgs	14-dil-4	I	-0.5	+18	200	5	1.5	3.5	20n	Q	100	100	E→Q	140	140	MN4077B	Mat		I	-0.5	+20	200	5	1.5	3.5		Q	100	100	E→Q	175	175
							10	3	7	20n	Q	50	50	E→Q	65	65								15	4	11		Q	40	40	E→Q	50	50
							15	4	11	20n	Q	40	40	E→Q	50	50																	
HCF4077BM	Sgs	14-mic-1	I	-0.5	+18	200	5	1.5	3.5	20n	Q	100	100	E→Q	140	140	NJU4077B	Njr		I	-0.5	+20	200	5	1.5	3.5		Q	100	100	E→Q	175	175
							10	3	7	20n	Q	50	50	E→Q	65	65								15	4	11		Q	40	40	E→Q	50	50
							15	4	11	20n	Q	40	40	E→Q	50	50																	
HD14077B	Hit		I	-0.5	+20	200	5	1.5	3.5		Q	100	100	E→Q	175	175	SCL4077B	Spr		I	-0.5	+20	200	5	1.5	3.5		Q	100	100	E→Q	175	175
							15	4	11		Q	40	40	E→Q	50	50								15	4	11		Q	40	40	E→Q	50	50
HEF4077B	Sig		I	-0.5	+20	200	5	1.5	3.5		Q	100	100	E→Q	175	175	TC4077BF	Tos	14-mic-3	I	-0.5	+20	180	5	1.5	3.5	1n	Q	80	80	E→Q	130	130
							15	4	11		Q	40	40	E→Q	50	50								10	3	7	1n	Q	50	50	E→Q	60	60
																							15	4	11	2n	Q	40	40	E→Q	50	50	
HEF4077BD	Val	14-dil-4	I	-0.5	+18	500	5	1.5	3.5	(1	Q	60	60	E→Q	75	70	TC4077BP	Tos	14-dil-1	I	-0.5	+20	300	5	1.5	3.5	1n	Q	80	80	E→Q	130	130
							10	3	7	(2	Q	30	30	E→Q	35	30								10	3	7	1n	Q	50	50	E→Q	60	60
							15	4	11	(4	Q	20	20	E→Q	30	25								15	4	11	2n	Q	40	40	E→Q	50	50

4077			Range Data			Identification Data										
Type	Man	B Sec. 3 Pins- Art-Nr.	T _U	U _{dd}		P _{tot} max mW	U _{dd}	U _{IL} U _{IH}		I _{dd} typ μA	t _{TR}			t _{PD}		
				V min	V max			V max	V min		Pin	↓	↑	Pin → Pin	↓	↑
4077 BDC	Fch	14-dil-4	I	-0.5 +18	400	5	1,5	3,5	(1	Q	53	53	E→Q	65	55	
						10	3	7	(2	Q	20	20	E→Q	27	27	
						15	4	11	(4	Q	15	15	E→Q	20	17	
4077 BDM	Fch	14-dil-4	M	-0.5 +18	400	5	1,5	3,5	(0,25	Q	53	53	E→Q	65	55	
						10	3	7	(0,5	Q	20	20	E→Q	27	27	
						15	4	11	(1	Q	15	15	E→Q	20	17	
4077 BFC	Fch	14-flat-2	I	-0.5 +18	400	5	1,5	3,5	(1	Q	53	53	E→Q	65	55	
						10	3	7	(2	Q	20	20	E→Q	27	27	
						15	4	11	(4	Q	15	15	E→Q	20	17	
4077 BFM	Fch	14-flat-2	M	-0.5 +18	400	5	1,5	3,5	(0,25	Q	53	53	E→Q	65	55	
						10	3	7	(0,5	Q	20	20	E→Q	27	27	
						15	4	11	(1	Q	15	15	E→Q	20	17	
4077 BPC	Fch	14-dil-1	I	-0.5 +18	400	5	1,5	3,5	(1	Q	53	53	E→Q	65	55	
						10	3	7	(2	Q	20	20	E→Q	27	27	
						15	4	11	(4	Q	15	15	E→Q	20	17	
4077 DIE1	Sgs	chip	I	-0.5 +18	200	5	1,5	3,5	20n	Q	100	100	E→Q	140	140	
						10	3	7	20n	Q	50	50	E→Q	65	65	
						15	4	11	20n	Q	40	40	E→Q	50	50	

4078

8-Input NOR Gate



Inputs								Outp.	
H	G	F	E	D	C	B	A	Q	Q̄
H	X	X	X	X	X	X	X	L	H
X	H	X	X	X	X	X	X	L	H
X	X	H	X	X	X	X	X	L	H
X	X	X	H	X	X	X	X	L	H
X	X	X	X	H	X	X	X	L	H
X	X	X	X	X	H	X	X	L	H
X	X	X	X	X	X	H	X	L	H
X	X	X	X	X	X	X	H	L	H
L	L	L	L	L	L	L	L	H	L

4078			Range Data			Identification Data								4078			Range Data			Identification Data																							
Type	Man	B Sec. 3 Pins- Art-Nr.	TU	U _{dd}		P _{tot} max mW	U _{dd}	U _L	U _H	I _{dd} typ μA	t _{TR} n _s typ			t _{PD} n _s typ			Type	Man	B Sec. 3 Pins- Art-Nr.	TU	U _{dd}		P _{tot} max mW	U _{dd}	U _L	U _H	I _{dd} typ μA	t _{TR} n _s typ			t _{PD} n _s typ												
				V	V			V	V		V	V	V	V	V	V					V	V			V	V		V	V	V	V	V	V	V	V	V	V	V	V	V	V	V	V
				min	max			max	min		min	max	min	max	min	Pin					↓	↑			Pin	↓		↑	min	max	max	min	min	max	min	max	min	max	min	max	min	max	min
CD4078 BD	Rca	14-dil-5	M	-0.5 + 20	200	5	1.5	3.5	10n	Q	100	100	E→Q	150	150	HD14078 B	Hit			I	-0.5 + 20	200	5	1.5	3.5	10n	Q	100	100	E→Q	150	150											
							3	7		10n	Q	50	50	E→Q	75									75	15		4	11	10n	Q	40	40	E→Q	55	55								
							4	11		10n	Q	40	40	E→Q	55									55	15		4	11	10n	Q	40	40	E→Q	55	55								
CD4078 BE	Rca	14-dil-1	I	-0.5 + 20	200	5	1.5	3.5	10n	Q	100	100	E→Q	150	150	HEF4078 B	Sig			I	-0.5 + 20	200	5	1.5	3.5	10n	Q	100	100	E→Q	150	150											
							3	7		10n	Q	50	50	E→Q	75									75	15		4	11	10n	Q	40	40	E→Q	55	55								
							4	11		10n	Q	40	40	E→Q	55									55	15		4	11	10n	Q	40	40	E→Q	55	55								
CD4078 BF	Rca	14-dil-4	M	-0.5 + 20	200	5	1.5	3.5	10n	Q	100	100	E→Q	150	150	HEF4078 BD	Val	14-dil-4		I	-0.5 + 18	500	5	1.5	3.5	10n	Q	60	60	E→Q	80	80											
							3	7		10n	Q	50	50	E→Q	75									75	10		3	7	(2)	Q	30	30	E→Q	35	35								
							4	11		10n	Q	40	40	E→Q	55									55	15		4	11	(4)	Q	20	20	E→Q	30	25								
CD4078 BH	Rca	chip	M	-0.5 + 20	200	5	1.5	3.5	10n	Q	100	100	E→Q	150	150	HEF4078 BP	Val	14-dil-1		I	-0.5 + 18	500	5	1.5	3.5	10n	Q	60	60	E→Q	80	80											
							3	7		10n	Q	50	50	E→Q	75									75	10		3	7	(2)	Q	30	30	E→Q	35	35								
							4	11		10n	Q	40	40	E→Q	55									55	15		4	11	(4)	Q	20	20	E→Q	30	25								
CD4078 BK	Rca	14-flat-1	M	-0.5 + 20	200	5	1.5	3.5	10n	Q	100	100	E→Q	150	150	HEF4078 BT	Val	14-mic-1		I	-0.5 + 18	400	5	1.5	3.5	10n	Q	60	60	E→Q	80	80											
							3	7		10n	Q	50	50	E→Q	75									75	10		3	7	(2)	Q	30	30	E→Q	35	35								
							4	11		10n	Q	40	40	E→Q	55									55	15		4	11	(4)	Q	20	20	E→Q	30	25								
HCC4078 BD	Sgs	14-dil-5	M	-0.5 + 20	200	5	1.5	3.5	10n	Q	100	100	E→Q	150	150	M4078 BP	Mit			I	-0.5 + 20	200	5	1.5	3.5	10n	Q	100	100	E→Q	150	150											
							3	7		10n	Q	50	50	E→Q	75									75	15		4	11	10n	Q	40	40	E→Q	55	55								
							4	11		10n	Q	40	40	E→Q	55									55	15		4	11	10n	Q	40	40	E→Q	55	55								
HCC4078 BF	Sgs	14-dil-4	M	-0.5 + 20	200	5	1.5	3.5	10n	Q	100	100	E→Q	150	150	MB84078 B	Fui			I	-0.5 + 20	200	5	1.5	3.5	10n	Q	100	100	E→Q	150	150											
							3	7		10n	Q	50	50	E→Q	75									75	15		4	11	10n	Q	40	40	E→Q	55	55								
							4	11		10n	Q	40	40	E→Q	55									55	15		4	11	10n	Q	40	40	E→Q	55	55								
HCC4078 BK	Sgs	14-flat-1	M	-0.5 + 20	200	5	1.5	3.5	10n	Q	100	100	E→Q	150	150	MC14078 BAL	Mot	14-dil-4	M	-0.5 + 18	500	5	1.5	3.5	10n	Q	100	100	E→Q	200	200												
							3	7		10n	Q	50	50	E→Q	75								75	10		3	7	1n	Q	50	50	E→Q	80	80									
							4	11		10n	Q	40	40	E→Q	55								55	15		4	11	1.5n	Q	40	40	E→Q	60	60									
HCC4078 BK	Sgs	14-flat-1	M	-0.5 + 20	200	5	1.5	3.5	10n	Q	100	100	E→Q	150	150	MC14078 BCL	Mot	14-dil-4	I	-0.5 + 18	500	5	1.5	3.5	10n	Q	100	100	E→Q	200	200												
							3	7		10n	Q	50	50	E→Q	75								75	10		3	7	1n	Q	50	50	E→Q	80	80									
							4	11		10n	Q	40	40	E→Q	55								55	15		4	11	1.5n	Q	40	40	E→Q	60	60									
HCF4078 BE	Sgs	14-dil-1	I	-0.5 + 18	200	5	1.5	3.5	10n	Q	100	100	E→Q	150	150	MC14078 BCP	Mot	14-dil-1	I	-0.5 + 18	500	5	1.5	3.5	10n	Q	100	100	E→Q	200	200												
							3	7		10n	Q	50	50	E→Q	75								75	10		3	7	1n	Q	50	50	E→Q	80	80									
							4	11		10n	Q	40	40	E→Q	55								55	15		4	11	1.5n	Q	40	40	E→Q	60	60									
HCF4078 BF	Sgs	14-dil-4	I	-0.5 + 18	200	5	1.5	3.5	10n	Q	100	100	E→Q	150	150	MN4078 B	Mat			I	-0.5 + 20	200	5	1.5	3.5	10n	Q	100	100	E→Q	150	150											
							3	7		10n	Q	50	50	E→Q	75									75	15		4	11	10n	Q	40	40	E→Q	55	55								
							4	11		10n	Q	40	40	E→Q	55									55	15		4	11	10n	Q	40	40	E→Q	55	55								
HCF4078 BM	Sgs	14-mic-1	I	-0.5 + 18	200	5	1.5	3.5	10n	Q	100	100	E→Q	150	150	MSM4078 B	OkI			I	-0.5 + 20	200	5	1.5	3.5	10n	Q	100	100	E→Q	150	150											
							3	7		10n	Q	50	50	E→Q	75									75	15		4	11	10n	Q	40	40	E→Q	55	55								
							4	11		10n	Q	40	40	E→Q	55									55	15		4	11	10n	Q	40	40	E→Q	55	55								
SCL4078 B	Spr		I	-0.5 + 20	200	5	1.5	3.5	10n	Q	100	100	E→Q	150	150	SCL4078 B	Spr			I	-0.5 + 20	200	5	1.5	3.5	10n	Q	100	100	E→Q	150	150											
							3	7		10n	Q	50	50	E→Q	75									75	15		4	11	10n	Q	40	40	E→Q	55	55								
							4	11		10n	Q	40	40	E→Q	55									55	15		4	11	10n	Q	40	40	E→Q	55	55								

4078				Range Data			Identification Data							4078				Range Data			Identification Data																							
Type	Man	B Sec. 3 Pins- Art-Nr.	TU	U _{dd}		P _{tot} max	U _{dd}	U _{IL}	U _{IH}	I _{dd} typ	I _{TR} n _s typ			I _{PD} n _s typ			Type	Man	B Sec. 3 Pins- Art-Nr.	TU	U _{dd}		P _{tot} max	U _{dd}	U _{IL}	U _{IH}	I _{dd} typ	I _{TR} n _s typ			I _{PD} n _s typ													
				V min	V max			V max	V max		V min	μA	Pin	↓	↑	Pin					↓	↑			V min	V max		V max	V max	V min	μA	Pin	↓	↑	Pin	↓	↑							
				mW	V	V	V	μA	Pin	↓	↑	Pin	↓	↑	V	V					V	μA	Pin	↓	↑	Pin	↓	↑																
TC4078BF	Tos	14-mic-3	I	-0.5	+20	180	5	1.5	3.5	1n	Q 80 80	E-Q 170 170	MM54HC4078J	Nsc	14-dil-4	M	-0.5	+7	600	2	0.5	1.5	1n	Q 30 30	E-Y 47 47	MM54HC4078W	Nsc	14-flat-1	M	-0.5	+7	600	2	0.5	1.5	1n	Q 30 30	E-Y 47 47						
							10	3	7	1n	Q 50 50	E-Q 70 70								4.5	1.35	3.15	1n	Q 10 10	E-Y 17 17								4.5	1.35	3.15	1n	Q 10 10	E-Y 17 17						
							15	4	11	2n	Q 40 40	E-Q 50 50								6	1.8	4.2	2n	Q 9 9	E-Y 14 14								6	1.8	4.2	2n	Q 9 9	E-Y 14 14						
4078BDC	Fch	14-dil-4	I	-0.5	+18	400	5	1.5	3.5	(1	Q 80 76	E-Q 129 108	MM74HC4078M	Nsc	14-mic-1	I	-0.5	+7	500	2	0.5	1.5	(1	Q 30 30	E-Y 47 47	MM74HC4078N	Nsc	14-dil-1	I	-0.5	+7	600	2	0.5	1.5	(1	Q 30 30	E-Y 47 47						
							10	3	7	(2	Q 32 39	E-Q 50 46								4.5	1.35	3.15	(2	Q 10 10	E-Y 17 17								4.5	1.35	3.15	(2	Q 10 10	E-Y 17 17						
							15	4	11	(4	Q 24 30	E-Q 35 34								6	1.8	4.2	(4	Q 9 9	E-Y 14 14								6	1.8	4.2	(4	Q 9 9	E-Y 14 14						
4078BDM	Fch	14-dil-4	M	-0.5	+18	400	5	1.5	3.5	(0.25	Q 80 76	E-Q 129 108	MM74HC4078N	Nsc	14-dil-1	I	-0.5	+7	600	2	0.5	1.5	(0.5	Q 30 30	E-Y 47 47	MM74HC4078BP	Mat	14-flat-2	I	-0.5	+7	500	2	0.5	1.5	(0.5	Q 30 30	E-Q 50 50						
							10	3	7	(0.5	Q 32 39	E-Q 50 46								4.5	1.35	3.15	(1	Q 10 10	E-Y 17 17								4.5	1.35	3.15	(1	Q 10 10	E-Y 17 17						
							15	4	11	(1	Q 24 30	E-Q 35 34								6	1.8	4.2	(1	Q 9 9	E-Y 14 14								6	1.8	4.2	(1	Q 9 9	E-Y 14 14						
4078BFC	Fch	14-flat-2	I	-0.5	+18	400	5	1.5	3.5	(1	Q 80 76	E-Q 129 108	MM74HC4078BP	Mat	14-flat-2	I	-0.5	+7	500	2	0.5	1.5	(1	Q 30 30	E-Q 50 50	MSM74HC4078BP	Ok	14-flat-2	M	-0.5	+18	400	5	1.5	3.5	(1	Q 30 30	E-Q 50 50						
							10	3	7	(2	Q 32 39	E-Q 50 46								6			(2	Q 9 9	E-Q 17 17								6			(2	Q 9 9	E-Q 17 17						
							15	4	11	(4	Q 24 30	E-Q 35 34								2			(4	Q 30 30	E-Q 50 50								2			(4	Q 30 30	E-Q 50 50						
4078BFM	Fch	14-flat-2	M	-0.5	+18	400	5	1.5	3.5	(0.25	Q 80 76	E-Q 129 108	TC74HC4078BP	Tos	14-dil-1	I	-0.5	+7	500	2	0.5	1.5	(0.5	Q 30 30	E-Q 50 50	μPD74HC4078BP	Nec	14-dil-1	I	-0.5	+20	200	5	1.5	3.5	(0.5	Q 30 30	E-Q 50 50						
							10	3	7	(0.5	Q 32 39	E-Q 50 46								6			(1	Q 10 10	E-Q 17 17								6			(1	Q 10 10	E-Q 17 17						
							15	4	11	(1	Q 24 30	E-Q 35 34								2			(1	Q 9 9	E-Q 17 17								2			(1	Q 9 9	E-Q 17 17						
4078BPC	Fch	14-dil-1	I	-0.5	+18	400	5	1.5	3.5	(1	Q 80 76	E-Q 129 108	μPD74HC4078BP	Nec	14-dil-1	I	-0.5	+7	500	2	0.5	1.5	(2	Q 30 30	E-Q 50 50								2							2				
							10	3	7	(2	Q 32 39	E-Q 50 46								6			(2	Q 10 10	E-Q 17 17								6			(2	Q 10 10	E-Q 17 17						
							15	4	11	(4	Q 24 30	E-Q 35 34								2			(4	Q 9 9	E-Q 17 17								2			(4	Q 9 9	E-Q 17 17						
4078DIE1	Sgs	chip	I	-0.5	+18	200	5	1.5	3.5	10n	Q 100 100	E-Q 150 150										10n	Q 30 30	E-Q 50 50																				
							10	3	7	10n	Q 50 50	E-Q 75 75										10n	Q 9 9	E-Q 17 17																				
							15	4	11	10n	Q 40 40	E-Q 55 55										10n	Q 30 30	E-Q 50 50																				
μPD4078BC	Nec	14-dil-1	I	-0.5	+20	200	5	1.5	3.5	0.5n	Q 100 100	E-Q 200 200										1n	Q 30 30	E-Y 47 47																				
							10	3	7	1n	Q 50 50	E-Q 80 80										1.5n	Q 10 10	E-Y 17 17																				
							15	4	11	1.5n	Q 40 40	E-Q 60 60												Q 30 30	E-Y 47 47																			
LR74HC4078BP	Sha		I	-0.5	+7	500	2				Q 30 30	E-Q 50 50											Q 9 9	E-Q 17 17																				
							6				Q 9 9	E-Q 17 17																																
MC74HC4078BP	Mot		I	-0.5	+7	500	2				Q 30 30	E-Q 50 50											Q 9 9	E-Q 17 17																				
							6				Q 9 9	E-Q 17 17																																
MM54HC4078E	Nsc	chip	M	-0.5	+7	600	2	0.5	1.5		Q 30 30	E-Y 47 47										4.5	Q 10 10	E-Y 17 17																				
							4.5	1.35	3.15		Q 10 10	E-Y 17 17										6	Q 9 9	E-Y 14 14																				
							6	1.8	4.2	2	Q 9 9	E-Y 14 14																																

4081		Quad 2-Input AND Gate						4081			Range Data			Identification Data					
Type	Man	B Sec. 3 Pins- Art-Nr.	T _U	U _{dd}		P _{tot} max mW	U _{dd}	U _{IL}	U _{IH}	I _{dd} typ μA	t _{TR} n _{styp}			t _{PD} n _{styp}					
				V min	V max			V	V max		V min	Pin	↓	↑	Pin ↓ Pin ↑	↓	↑		
CD 4081 BCM	Nsc	14-mic-1	I	-0.5	+18	500	5 10 15	1.5 3 4	3.5 7 11	4n 5n 6n	Q Q Q	90 50 40	90 50 40	E→Q E→Q E→Q	100 40 30	120 50 35			
CD 4081 BCN	Nsc	14-dil-1	I	-0.5	+18	700	5 10 15	1.5 3 4	3.5 7 11	4n 5n 6n	Q Q Q	90 50 40	90 50 40	E→Q E→Q E→Q	100 40 30	120 50 35			
CD 4081 BD	Rca	14-dil-5	M	-0.5	+20	200	5 10 15	1.5 3 4	3.5 7 11	10n 10n 10n	Q Q Q	100 50 40	100 50 40	E→Q E→Q E→Q	125 60 45	125 60 45			
CD 4081 BE	Rca	14-dil-1	I	-0.5	+20	200	5 10 15	1.5 3 4	3.5 7 11	10n 10n 10n	Q Q Q	100 50 40	100 50 40	E→Q E→Q E→Q	125 60 45	125 60 45			
CD 4081 BF	Rca	14-dil-4	M	-0.5	+20	200	5 10 15	1.5 3 4	3.5 7 11	10n 10n 10n	Q Q Q	100 50 40	100 50 40	E→Q E→Q E→Q	125 60 45	125 60 45			
CD 4081 BH	Rca	chip	M	-0.5	+20		5 10 15	1.5 3 4	3.5 7 11	10n 10n 10n	Q Q Q	100 50 40	100 50 40	E→Q E→Q E→Q	125 60 45	125 60 45			
CD 4081 BK	Rca	14-flat-1	M	-0.5	+20	200	5 10 15	1.5 3 4	3.5 7 11	10n 10n 10n	Q Q Q	100 50 40	100 50 40	E→Q E→Q E→Q	125 60 45	125 60 45			
CD 4081 BMD	Nsc	14-dil-5	M	-0.5	+18	500	5 10 15	1.5 3 4	3.5 7 11	4n 5n 6n	Q Q Q	90 50 40	90 50 40	E→Q E→Q E→Q	100 40 30	90 40 30			
CD 4081 BMJ	Nsc	14-dil-4	M	-0.5	+18	700	5 10 15	1.5 3 4	3.5 7 11	4n 5n 6n	Q Q Q	90 50 40	90 50 40	E→Q E→Q E→Q	100 40 30	100 50 35			
CD 4081 BMW	Nsc	14-flat-1	M	-0.5	+18	700	5 10 15	1.5 3 4	3.5 7 11	4n 5n 6n	Q Q Q	90 50 40	90 50 40	E→Q E→Q E→Q	100 40 30	100 50 35			
HCC 4081 BD	Sgs	14-dil-5	M	-0.5	+20	200	5 10 15	1.5 3 4	3.5 7 11	10n 10n 10n	Q Q Q	100 50 40	100 50 40	E→Q E→Q E→Q	125 60 45	125 60 45			

Inputs		Outp.
A	B	Q
L	L	L
L	H	L
H	L	L
H	H	H

4081		Range Data			Identification Data											
Type	Man	B Sec. 3 Pins- Art-Nr.	T _U	U _{dd}		P _{tot} max mW	U _{dd}	U _{IL}	U _{IH}	I _{dd} typ μA	t _{TR} n _{styp}			t _{PD} n _{styp}		
				V min	V max			V	V max		V min	Pin	↓	↑	Pin ↓ Pin ↑	↓
BU 4081 B	Toy		I	-0.5	+20	200	5 15	1.5 4	3.5 11		Q	100 40	100 40	E→Q E→Q	125 45	125 45
CD 4081 BCJ	Nsc	14-dil-4	I	-0.5	+18	500	5 10 15	1.5 3 4	3.5 7 11	4n 5n 6n	Q Q Q	90 50 40	90 50 40	E→Q E→Q E→Q	100 40 30	100 50 35

4081				Range Data			Identification Data						4081				Range Data			Identification Data													
Type	Man	B Sec. 3 Pins- Art-Nr.	T _U	U _{dd}		P _{tot} max	U _{dd}	U _{IL}	U _{IH}	I _{dd} typ	I _{TR}			I _{PD}			Type	Man	B Sec. 3 Pins- Art-Nr.	T _U	U _{dd}		P _{tot} max	U _{dd}	U _{IL}	U _{IH}	I _{dd} typ	I _{TR}			I _{PD}		
				V min	V max			mW	V		V max	V min	μA	Pin	↓	↑					Pin → Pin	↓			↑	V min		V max	mW	V	V max	V min	μA
				min	max	min	max	min	max	min	max	min	max	min	max	min					max	min	max	min	max	min	max	min	max	min	max	min	max
HCC 4081 BF	Sgs	14-dil-4	M	-0.5	+20	200	5	1.5	3.5	10n	Q	100	100	E -Q	125	125	MB 84081 B	Fui		I	-0.5	+20	200	5	1.5	3.5		Q	100	100	E -Q	125	125
							10	3	7	10n	Q	50	50	E -Q	60	60								15	4	11		Q	40	40	E -Q	45	45
							15	4	11	10n	Q	40	40	E -Q	45	45												Q	40	40	E -Q	45	45
HCC 4081 BK	Sgs	14-flat-1	M	-0.5	+20	200	5	1.5	3.5	10n	Q	100	100	E -Q	125	125	MC 14081 BAL	Mot	14-dil-4	M	-0.5	+18	500	5	1.5	3.5	0.5n	Q	100	100	E -Q	160	160
							10	3	7	10n	Q	50	50	E -Q	60	60								10	3	7	1n	Q	50	50	E -Q	65	65
							15	4	11	10n	Q	40	40	E -Q	45	45								15	4	11	1.5n	Q	40	40	E -Q	50	50
HCF 4081 BE	Sgs	14-dil-1	I	-0.5	+18	200	5	1.5	3.5	10n	Q	100	100	E -Q	125	125	MC 14081 BCL	Mot	14-dil-4	I	-0.5	+18	500	5	1.5	3.5	0.5n	Q	100	100	E -Q	160	160
							10	3	7	10n	Q	50	50	E -Q	60	60								10	3	7	1n	Q	50	50	E -Q	65	65
							15	4	11	10n	Q	40	40	E -Q	45	45								15	4	11	1.5n	Q	40	40	E -Q	50	50
HCF 4081 BF	Sgs	14-dil-4	I	-0.5	+18	200	5	1.5	3.5	10n	Q	100	100	E -Q	125	125	MC 14081 BCP	Mot	14-dil-1	I	-0.5	+18	500	5	1.5	3.5	0.5n	Q	100	100	E -Q	160	160
							10	3	7	10n	Q	50	50	E -Q	60	60								10	3	7	1n	Q	50	50	E -Q	65	65
							15	4	11	10n	Q	40	40	E -Q	45	45								15	4	11	1.5n	Q	40	40	E -Q	50	50
HCF 4081 BM	Sgs	14-mic-1	I	-0.5	+18	200	5	1.5	3.5	10n	Q	100	100	E -Q	125	125	MN 4081 B	Mat		I	-0.5	+20	200	5	1.5	3.5		Q	100	100	E -Q	125	125
							10	3	7	10n	Q	50	50	E -Q	60	60								10	3	7		Q	40	40	E -Q	45	45
							15	4	11	10n	Q	40	40	E -Q	45	45								15	4	11		Q	40	40	E -Q	45	45
HD 14081 B	Hit		I	-0.5	+20	200	5	1.5	3.5		Q	100	100	E -Q	125	125	MSM 4081 B	Oki		I	-0.5	+20	200	5	1.5	3.5		Q	100	100	E -Q	125	125
							15	4	11		Q	40	40	E -Q	45	45								15	4	11		Q	40	40	E -Q	45	45
HEF 4081 B	Sig		I	-0.5	+20	200	5	1.5	3.5		Q	100	100	E -Q	125	125	NJU 4081 B	Njr		I	-0.5	+20	200	5	1.5	3.5		Q	100	100	E -Q	125	125
							15	4	11		Q	40	40	E -Q	45	45								15	4	11		Q	40	40	E -Q	45	45
HEF 4081 BD	Val	14-dil-4	I	-0.5	+18	500	5	1.5	3.5	(1	Q	60	60	E -Q	55	45	SCL 4081 B	Spr		I	-0.5	+20	200	5	1.9	3.5		Q	100	100	E -Q	125	125
							10	3	7	(2	Q	30	30	E -Q	25	20								15	4	11		Q	40	40	E -Q	45	45
							15	4	11	(4	Q	20	20	E -Q	20	15												Q	40	40	E -Q	45	45
HEF 4081 BP	Val	14-dil-1	I	-0.5	+18	500	5	1.5	3.5	(1	Q	60	60	E -Q	55	45	TC 4081 BF	Tos	14-mic-3	I	-0.5	+20	180	5	1.5	3.5	1n	Q	100	130	E +Q	160	160
							10	3	7	(2	Q	30	30	E -Q	25	20								10	3	7	1n	Q	50	65	E +Q	80	80
							15	4	11	(4	Q	20	20	E -Q	20	15								15	4	11	2n	Q	40	50	E +Q	70	70
HEF 4081 BT	Val	14-mic-1	I	-0.5	+18	400	5	1.5	3.5	(1	Q	60	60	E -Q	55	45	TC 4081 BP	Tos	14-dil-1	I	-0.5	+20	300	5	1.5	3.5	1n	Q	100	130	E -Q	160	160
							10	3	7	(2	Q	30	30	E -Q	25	20								10	3	7	1n	Q	50	65	E -Q	80	80
							15	4	11	(4	Q	20	20	E -Q	20	15								15	4	11	2n	Q	40	50	E -Q	70	70
LC 4081 B	Say		I	-0.5	+20	200	5	1.5	3.5		Q	100	100	E -Q	125	125	TP 4081 B	Tix		I	-0.5	+20	200	5	1.5	3.5		Q	100	100	E -Q	125	125
							15	4	11		Q	40	40	E -Q	45	45								15	4	11		Q	40	40	E -Q	45	45
M 4081 BP	Mit		I	-0.5	+20	200	5	1.5	3.5		Q	100	100	E -Q	125	125	4081 BDC	Fch	14-dil-4	I	-0.5	+18	400	5	1.5	3.5	(1	Q	57	70	E -Q	60	55
							15	4	11		Q	40	40	E -Q	45	45								10	3	7	(2	Q	23	30	E -Q	25	23
																							15	4	11	(4	Q	16	23	E -Q	19	17	
																											(0.25	Q	57	70	E -Q	60	55
																											(0.5	Q	23	30	E -Q	25	23
																											(1	Q	16	23	E +Q	19	17

4081			Range Data			Identification Data										4082	Dual 4-Input AND Gate	
Type	Man	B Sec. 3 Pins-Art-Nr.	T _U	U _{dd}	P _{tot} max	U _{dd}	U _{IL} · U _{NL}	U _{IH} · U _{NH}	I _{dd} typ	t _{TR} n _{styp}	t _{PD} n _{styp}							
			V	V	mW	V	V	V	μA	Pin	↓	↑	Pin → Pin	↓	↑			
4081 BFC	Fch	14-flat-2	I	-0.5 +18	400	5 10 15	1,5 3 4	3,5 7 11	(1 (2 (4	Q Q Q	57 23 16	70 30 23	E→Q E→Q E→Q	60 25 19	55 23 17			
4081 BFM	Fch	14-flat-2	M	-0.5 +18	400	5 10 15	1,5 3 4	3,5 7 11	(0,25 (0,5 (1	Q Q Q	57 23 16	70 30 23	E→Q E→Q E→Q	60 25 19	55 23 17			
4081 BPC	Fch	14-dil-1	I	-0.5 +18	400	5 10 15	1,5 3 4	3,5 7 11	(1 (2 (4	Q Q Q	57 23 16	70 30 23	E→Q E→Q E→Q	60 25 19	55 23 17			
4081 DIE1	Sgs	chip	I	-0.5 +18	200	5 10 15	1,5 3 4	3,5 7 11	10n 10n 10n	Q Q Q	100 50 40	100 50 40	E→Q E→Q E→Q	125 60 45	125 60 45			
μPD4081 BC	Nec	14-dil-1	I	-0.5 +20	200	5 10 15	1,5 3 4	3,5 7 11	0,5n 1n 1,5n	Q Q Q	100 50 40	100 50 40	E→Q E→Q E→Q	160 65 50	210 85 65			
μPD4081 BG	Nec	14-mic-3	I	-0.5 +20	200	5 10 15	1,5 3 4	3,5 7 11	0,5n 1n 1,5n	Q Q Q	100 50 40	100 50 40	E→Q E→Q E→Q	160 65 50	210 85 65			

Inputs				Outp.
A	B	C	D	Q
L	X	X	X	L
X	L	X	X	L
X	X	L	X	L
X	X	X	L	L
H	H	H	H	H

4082			Range Data			Identification Data									
Type	Man	B Sec. 3 Pins-Art-Nr.	T _U	U _{dd}	P _{tot} max	U _{dd}	U _{IL} · U _{NL}	U _{IH} · U _{NH}	I _{dd} typ	t _{TR} n _{styp}	t _{PD} n _{styp}				
			V	V	mW	V	V	V	μA	Pin	↓	↑	Pin → Pin	↓	↑
CD4082 BCJ	Nsc	14-dil-4	I	-0.5 +18	500	5 10 15	1,5 3 4	3,5 7 11	4n 5n 6n	Q Q Q	100 50 40	100 50 40	E→Q E→Q E→Q	125 60 45	125 60 45

4082			Range Data			Identification Data							4082			Range Data			Identification Data														
Type	Man	B Sec. 3 Pins- Art-Nr.	TU	U _{dd}		P _{tot} max	U _{dd}	U _{IL}	U _{IH}	I _{dd} typ	t _{TR} n _{styp}			t _{PD} n _{styp}			Type	Man	B Sec. 3 Pins- Art-Nr.	TU	U _{dd}		P _{tot} max	U _{dd}	U _{IL}	U _{IH}	I _{dd} typ	t _{TR} n _{styp}			t _{PD} n _{styp}		
				V min	V max			V	V max		V min	μA	Pin	↓	↑	Pin → Pin					↓	↑			V min	V max		V	V max	V min	μA	Pin	↓
CD 4082 BCN	Nsc	14-dil-1	I	-0.5	+18	700	5	1.5	3.5	4n	Q	100	100	E-Q	125	125	HCC 4082 BK	Sgs	14-flat-1	M	-0.5	+20	200	5	1.5	3.5	10n	Q	100	100	E-Q	125	125
						10	3	7	5n	Q	50	50	E-Q	60	60								15	4	11	10n	Q	50	50	E-Q	60	60	
						15	4	11	6n	Q	40	40	E-Q	45	45								10	3	7	10n	Q	40	40	E-Q	45	45	
CD 4082 BD	Rca	14-dil-5	M	-0.5	+20	200	5	1.5	3.5	10n	Q	100	100	E-Q	125	125	HCF 4082 BE	Sgs	14-dil-1	I	-0.5	+18	200	5	1.5	3.5	10n	Q	100	100	E-Q	125	125
						10	3	7	10n	Q	50	50	E-Q	60	60								10	3	7	10n	Q	50	50	E-Q	60	60	
						15	4	11	10n	Q	40	40	E-Q	45	45								15	4	11	10n	Q	40	40	E-Q	45	45	
CD 4082 BE	Rca	14-dil-1	I	-0.5	+20	200	5	1.5	3.5	10n	Q	100	100	E-Q	125	125	HCF 4082 BF	Sgs	14-dil-4	I	-0.5	+18	200	5	1.5	3.5	10n	Q	100	100	E-Q	125	125
						10	3	7	10n	Q	50	50	E-Q	60	60								10	3	7	10n	Q	50	50	E-Q	60	60	
						15	4	11	10n	Q	40	40	E-Q	45	45								15	4	11	10n	Q	40	40	E-Q	45	45	
CD 4082 BF	Rca	14-dil-4	M	-0.5	+20	200	5	1.5	3.5	10n	Q	100	100	E-Q	125	125	HCF 4082 BM	Sgs	14-mic-1	I	-0.5	+18	200	5	1.5	3.5	10n	Q	100	100	E-Q	125	125
						10	3	7	10n	Q	50	50	E-Q	60	60								10	3	7	10n	Q	50	50	E-Q	60	60	
						15	4	11	10n	Q	40	40	E-Q	45	45								15	4	11	10n	Q	40	40	E-Q	45	45	
CD 4082 BH	Rca	chip	M	-0.5	+20		5	1.5	3.5	10n	Q	100	100	E-Q	125	125	HD 14082 B	Hit		I	-0.5	+20	200	5	1.5	3.5		Q	100	100	E-Q	125	125
						10	3	7	10n	Q	50	50	E-Q	60	60								15	4	11		Q	40	40	E-Q	45	45	
						15	4	11	10n	Q	40	40	E-Q	45	45												Q	100	100	E-Q	125	125	
CD 4082 BK	Rca	14-flat-1	M	-0.5	+20	200	5	1.5	3.5	10n	Q	100	100	E-Q	125	125	HEF 4082 B	Sig		I	-0.5	+20	200	5	1.5	3.5		Q	100	100	E-Q	125	125
						10	3	7	10n	Q	50	50	E-Q	60	60								15	4	11		Q	40	40	E-Q	45	45	
						15	4	11	10n	Q	40	40	E-Q	45	45												Q	40	40	E-Q	45	45	
CD 4082 BMD	Nsc	14-dil-5	M	-0.5	+18	500	5	1.5	3.5	4n	Q	100	100	E-Q	125	125	HEF 4082 BD	Val	14-dil-4	I	-0.5	+18	500	5	1.5	3.5	(1	Q	60	60	E-Q	65	65
						10	3	7	5n	Q	50	50	E-Q	60	60								10	3	7	(2	Q	30	30	E-Q	30	30	
						15	4	11	6n	Q	40	40	E-Q	45	45								15	4	11	(4	Q	20	20	E-Q	25	25	
CD 4082 BMJ	Nsc	14-dil-4	M	-0.5	+18	500	5	1.5	3.5	4n	Q	100	100	E-Q	125	125	HEF 4082 BP	Val	14-dil-1	I	-0.5	+18	500	5	1.5	3.5	(1	Q	60	60	E-Q	65	65
						10	3	7	5n	Q	50	50	E-Q	60	60								10	3	7	(2	Q	30	30	E-Q	30	30	
						15	4	11	6n	Q	40	40	E-Q	45	45								15	4	11	(4	Q	20	20	E-Q	25	25	
CD 4082 BMW	Nsc	14-flat-1	M	-0.5	+18		5	1.5	3.5	4n	Q	100	100	E-Q	125	125	HEF 4082 BT	Val	14-mic-1	I	-0.5	+18	400	5	1.5	3.5	(1	Q	60	60	E-Q	65	65
						10	3	7	5n	Q	50	50	E-Q	60	60								10	3	7	(2	Q	30	30	E-Q	30	30	
						15	4	11	6n	Q	40	40	E-Q	45	45								15	4	11	(4	Q	20	20	E-Q	25	25	
HCC 4082 BD	Sgs	14-dil-5	M	-0.5	+20	200	5	1.5	3.5	10n	Q	100	100	E-Q	125	125	LC 4082 B	Say		I	-0.5	+20	200	5	1.5	3.5		Q	100	100	E-Q	125	125
						10	3	7	10n	Q	50	50	E-Q	60	60								15	4	11		Q	40	40	E-Q	45	45	
						15	4	11	10n	Q	40	40	E-Q	45	45												Q	40	40	E-Q	45	45	
HCC 4082 BF	Sgs	14-dil-4	M	-0.5	+20	200	5	1.5	3.5	10n	Q	100	100	E-Q	125	125	M 4082 BP	Mit		I	-0.5	+20	200	5	1.5	3.5		Q	100	100	E-Q	125	125
						10	3	7	10n	Q	50	50	E-Q	60	60								15	4	11		Q	40	40	E-Q	45	45	
						15	4	11	10n	Q	40	40	E-Q	45	45												Q	40	40	E-Q	45	45	
																											Q	100	100	E-Q	125	125	
																											Q	40	40	E-Q	45	45	
																											Q	100	100	E-Q	160	160	
																											Q	50	50	E-Q	65	65	
																											Q	40	40	E-Q	50	50	

4082				Grenzdaten			Kenndaten						4082				Range Data			Identification Data																	
Type	Man	B Sec. 3 Pins- Art-Nr.	TU	U _{dd}		P _{tot} max mW	U _{dd}	U _{IL}	U _{IH}	I _{dd} typ μA	t _{TR} ns _{typ}			t _{PD} ns _{typ}			Type	Man	B Sec. 3 Pins- Art-Nr.	TU	U _{dd}		P _{tot} max mW	U _{dd}	U _{IL}	U _{IH}	I _{dd} typ μA	t _{TR} ns _{typ}			t _{PD} ns _{typ}						
				V min	V max			V max	V min		Pin	↓	↑	Pin	↓	↑					V min	V max			V max	V min		Pin	↓	↑	Pin	↓	↑				
MC 14082 BCL	Mot	14-dil-4	I	-0.5	+18	500	5	1,5	3,5	0,5n	Q	100	100	E→Q	160	160	4082 DIE1	Sgs	chip	I	-0.5	+18	200	5	1,5	3,5	10n	Q	100	100	E→Q	125	125				
				10			10	3	7	1n	Q	50	50	E→Q	65	65					10			10	3	7	10n	Q	50	50	E→Q	60	60				
				15			15	4	11	1,5n	Q	40	40	E→Q	50	50					15			15	4	11	10n	Q	40	40	E→Q	45	45				
MC 14082 BCP	Mot	14-dil-1	I	-0.5	+18	500	5	1,5	3,5	0,5n	Q	100	100	E→Q	160	160	μPD 4082 BC	Nec	14-dil-1	I	-0.5	+18	200	5	1,5	3,5	0,5n	Q	100	100	E→Q	160	160				
				10			10	3	7	1n	Q	50	50	E→Q	65	65					10			10	3	7	1n	Q	50	50	E→Q	65	65				
				15			15	4	11	1,5n	Q	40	40	E→Q	50	50					15			15	4	11	1,5n	Q	40	40	E→Q	50	50				
MN 4082 B	Mat		I	-0.5	+20	200	5	1,5	3,5		Q	100	100	E→Q	125	125	μPD 4082 BG	Nec	14-mic-3	I	-0.5	+18	200	5	1,5	3,5	0,5n	Q	100	100	E→Q	160	160				
				15			15	4	11		Q	40	40	E→Q	45	45					15			15	4	11	1n	Q	50	50	E→Q	65	65				
MSM 4082 B	OkI		I	-0.5	+20	200	5	1,5	3,5		Q	100	100	E→Q	125	125																					
				15			15	4	11		Q	40	40	E→Q	45	45																					
SCL 4082 B	Spr		I	-0.5	+20	200	5	1,5	3,5		Q	100	100	E→Q	125	125																					
				15			15	4	11		Q	40	40	E→Q	45	45																					
TC 4082 BF	Tos	14-mic-3	I	-0.5	+20	180	5	1,5	3,5	1n	Q	80	80	E→Q	110	110																					
				10			10	3	7	1n	Q	50	50	E→Q	50	50																					
				15			15	4	11	2n	Q	40	40	E→Q	35	35																					
TC 4082 BP	Tos	14-dil-1	I	-0.5	+20	300	5	1,5	3,5	1n	Q	80	80	E→Q	110	110																					
				10			10	3	7	1n	Q	50	50	E→Q	50	50																					
				15			15	4	11	2n	Q	40	40	E→Q	35	35																					
4082 BDC	Fch	14-dil-4	I	-0.5	+18	400	5	1,5	3,5	(1	Q	45	45	E→Q	45	45																					
				10			10	3	7	(2	Q	20	20	E→Q	25	25																					
				15			15	4	11	(4	Q	15	15	E→Q	20	20																					
4082 BDM	Fch	14-dil-4	M	-0.5	+18	400	5	1,5	3,5	(0,25	Q	45	45	E→Q	45	45																					
				10			10	3	7	(0,5	Q	20	20	E→Q	25	25																					
				15			15	4	11	(1	Q	15	15	E→Q	20	20																					
4082 BFC	Fch	14-flat-2	I	-0.5	+18	400	5	1,5	3,5	(1	Q	45	45	E→Q	45	45																					
				10			10	3	7	(2	Q	20	20	E→Q	25	25																					
				15			15	4	11	(4	Q	15	15	E→Q	20	20																					
4082 BFM	Fch	14-flat-2	M	-0.5	+18	400	5	1,5	3,5	(0,25	Q	45	45	E→Q	45	45																					
				10			10	3	7	(0,5	Q	20	20	E→Q	25	25																					
				15			15	4	11	(1	Q	15	15	E→Q	20	20																					
4082 BPC	Fch	14-dil-1	I	-0.5	+18	400	5	1,5	3,5	(1	Q	45	45	E→Q	45	45																					
				10			10	3	7	(2	Q	20	20	E→Q	25	25																					
				15			15	4	11	(4	Q	15	15	E→Q	20	20																					

4085		Dual AND/OR Invert Gate					4085			Range Data			Identification Data					
Type	Man	B Sec. 3 Pins- Art-Nr.	T _U	U _{dd}		P _{tot} max	U _{dd}	U _{IL} *U _{NL}	U _{IH} *U _{NH}	I _{dd} typ	t _{TR}		t _{PD}					
				V min	V max						mW	V	V max	V min	μA	Pin	↓	↑
CD 4085 BE	Rca	14-dil-1	I	-0.5	+20	200	5 10 15	1.5 3 4	3.5 7 11	20n 20n 20n	Q Q Q	100 50 40	100 50 40	E-Q E-Q E-Q	225 90 65	310 125 90		
CD 4085 BF	Rca	14-dil-4	M	-0.5	+20	200	5 10 15	1.5 3 4	3.5 7 11	20n 20n 20n	Q Q Q	100 50 40	100 50 40	E-Q E-Q E-Q	225 90 65	310 125 90		
CD 4085 BH	Rca	chip	M	-0.5	+20		5 10 15	1.5 3 4	3.5 7 11	20n 20n 20n	Q Q Q	100 50 40	100 50 40	E-Q E-Q E-Q	225 90 65	310 125 90		
CD 4085 BK	Rca	14-flat-1	M	-0.5	+20	200	5 10 15	1.5 3 4	3.5 7 11	20n 20n 20n	Q Q Q	100 50 40	100 50 40	E-Q E-Q E-Q	225 90 65	310 125 90		
HCC 4085 BD	Sgs	14-dil-5	M	-0.5	+20	200	5 10 15	1.5 3 4	3.5 7 11	20n 20n 20n	Q Q Q	100 50 40	100 50 40	E-Q E-Q E-Q	225 90 65	310 125 90		
HCC 4085 BF	Sgs	14-dil-4	M	-0.5	+20	200	5 10 15	1.5 3 4	3.5 7 11	20n 20n 20n	Q Q Q	100 50 40	100 50 40	E-Q E-Q E-Q	225 90 65	310 125 90		
HCC 4085 BK	Sgs	14-flat-1	M	-0.5	+20	200	5 10 15	1.5 3 4	3.5 7 11	20n 20n 20n	Q Q Q	100 50 40	100 50 40	E-Q E-Q E-Q	225 90 65	310 125 90		
HCF 4085 BE	Sgs	14-dil-1	I	-0.5	+18	200	5 10 15	1.5 3 4	3.5 7 11	20n 20n 20n	Q Q Q	100 50 40	100 50 40	E-Q E-Q E-Q	225 90 65	310 125 90		
HCF 4085 BF	Sgs	14-dil-4	I	-0.5	+18	200	5 10 15	1.5 3 4	3.5 7 11	20n 20n 20n	Q Q Q	100 50 40	100 50 40	E-Q E-Q E-Q	225 90 65	310 125 90		
HCF 4085 BM	Sgs	14-mic-1	I	-0.5	+18	200	5 10 15	1.5 3 4	3.5 7 11	20n 20n 20n	Q Q Q	100 50 40	100 50 40	E-Q E-Q E-Q	225 90 65	310 125 90		
HEF 4085 B	Sig		I	-0.5	+20	200	5 15	1.5 4	3.5 11		Q E-Q E-Q	100 50 40	100 90 40	E-Q E-Q E-Q	225 90 65	310 125 90		
HEF 4085 BD	Val	14-dil-4	I	-0.5	+18	500	5 10 15	1.5 3 4	3.5 7 11	(1 2 4)	Q Q Q	60 30 20	60 30 20	E-Q E-Q E-Q	75 30 20	65 30 20		

Inputs					Outp.
A	B	C	D	E	Q
L	L	L	L	L	H
X	X	X	X	H	L
H	H	X	X	X	L
X	X	H	H	X	L

4085		Range Data			Identification Data											
Type	Man	B Sec. 3 Pins- Art-Nr.	T _U	U _{dd}		P _{tot} max	U _{dd}	U _{IL} *U _{NL}	U _{IH} *U _{NH}	I _{dd} typ	t _{TR}		t _{PD}			
				V min	V max						mW	V	V max	V min	μA	Pin
CD 4085 BD	Rca	14-dil-5	M	-0.5	+20	200	5 10 15	1.5 3 4	3.5 7 11	20n 20n 20n	Q Q Q	100 50 40	100 50 40	E-Q E-Q E-Q	225 90 65	310 125 90

4085			Range Data				Identification Data										4086	Dual AND/OR Invert Gate
Type	Man	B Sec. 3 Pins-Art-Nr.	T _U	U _{dd}		P _{tot} max	U _{dd}	U _{IL} * U _{NL} U _{IH} * U _{NH}		I _{dd} typ	t _{TR} n _s typ			t _{PD} n _s typ				
				V min	V max			mW	V		V max	V min	μA	Pin	↓	↑		
HEF 4085 BP	Val	14-dil-1	I	-0.5	+18	500	5	1.5	3.5	(1	Q	60	60	E→Q	75	65		
							10	3	7	(2	Q	30	30	E→Q	30	30		
							15	4	11	(4	Q	20	20	E→Q	20	20		
HEF 4085 BT	Val	14-mic-1	I	-0.5	+18	400	5	1.5	3.5	(1	Q	60	60	E→Q	75	65		
							10	3	7	(2	Q	30	30	E→Q	30	30		
							15	4	11	(4	Q	20	20	E→Q	20	20		
MN 4085 B	Mat		I	-0.5	+20	200	5	1.5	3.5		Q	100	100	E→Q	225	310		
							15	4	11		Q	40	40	E→Q	65	90		
MSM 4085 B	Oki		I	-0.5	+20	200	5	1.5	3.5		Q	100	100	E→Q	225	310		
							15	4	11		Q	40	40	E→Q	65	90		
SCL 4085 B	Spr		I	-0.5	+20	200	5	1.5	3.5		Q	100	100	E→Q	225	310		
							15	4	11		Q	40	40	E→Q	65	90		
TC 4085 BP	Tos	14-dil-1	I	-0.5	+20	300	5	1.5	3.5	1n	Q	100	130	E→Q	275	290		
							10	3	7	1n	Q	50	65	E→Q	100	110		
							15	4	11	2n	Q	40	50	E→Q	70	75		
4085 BDC	Fch	14-dil-4	I	-0.5	+18	400	5	1.5	3.5	(1	Q	45	45	E→Q	74	56		
							10	3	7	(2	Q	22	22	E→Q	30	25		
							15	4	11	(4	Q	15	15	E→Q	20	17		
4085 BDM	Fch	14-dil-4	M	-0.5	+18	400	5	1.5	3.5	(0,25	Q	45	45	E→Q	74	56		
							10	3	7	(0,5	Q	22	22	E→Q	30	25		
							15	4	11	(1	Q	15	15	E→Q	20	17		
4085 BFC	Fch	14-flat-2	I	-0.5	+18	400	5	1.5	3.5	(1	Q	45	45	E→Q	74	56		
							10	3	7	(2	Q	22	22	E→Q	30	25		
							15	4	11	(4	Q	15	15	E→Q	20	17		
4085 BFM	Fch	14-flat-2	M	-0.5	+18	400	5	1.5	3.5	(0,25	Q	45	45	E→Q	74	56		
							10	3	7	(0,5	Q	22	22	E→Q	30	25		
							15	4	11	(1	Q	15	15	E→Q	20	17		
4085 BPC	Fch	14-dil-1	I	-0.5	+18	400	5	1.5	3.5	(1	Q	45	45	E→Q	74	56		
							10	3	7	(2	Q	22	22	E→Q	30	25		
							15	4	11	(4	Q	15	15	E→Q	20	17		
4085 DIE1	Sgs	chip	I	-0.5	+18	200	5	1.5	3.5	20n	Q	100	100	E→Q	225	310		
							10	3	7	20n	Q	50	50	E→Q	90	125		
							15	4	11	20n	Q	40	40	E→Q	65	90		

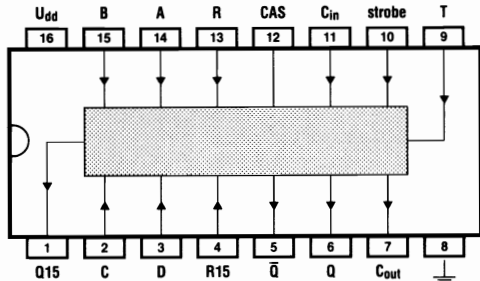
Inputs				Outp.
A	B	C	D	Q
L	L	H	L	H
X	X	L	X	L
X	X	X	H	L
H	H	X	X	L

4086			Range Data				Identification Data									
Type	Man	B Sec. 3 Pins-Art-Nr.	T _U	U _{dd}		P _{tot} max	U _{dd}	U _{IL} * U _{NL} U _{IH} * U _{NH}		I _{dd} typ	t _{TR} n _s typ			t _{PD} n _s typ		
				V min	V max			mW	V		V max	V min	μA	Pin	↓	↑
CD 4086 BD	Rca	14-dil-5	M	-0.5	+20	200	5	1.5	3.5	20n	Q	100	100	E→Q	225	310
							10	3	7	20n	Q	50	50	E→Q	90	125
							15	4	11	20n	Q	40	40	E→Q	65	90

4086				Range Data			Identification Data							4086				Range Data			Identification Data												
Type	Man	B Sec. 3 Pins- Art-Nr.	TU	U _{dd}		P _{tot} max	U _{dd}	U _{IL}	U _{IH}	I _{dd} typ	t _{TR}			t _{PD}			Type	Man	B Sec. 3 Pins- Art-Nr.	TU	U _{dd}		P _{tot} max	U _{dd}	U _{IL}	U _{IH}	I _{dd} typ	t _{TR}			t _{PD}		
				V min	V max			V max	V min		μA	Pin	↓	↑	Pin	↓					↑	V min			V max	V max		V min	μA	Pin	↓	↑	Pin
CD 4086 BE	Rca	14-dil-1	I	-0.5	+20	200	5	1.5	3.5	20n	Q	100	100	E→Q	225	310	HEF 4086 BP	Val	14-dil-1	I	-0.5	+18	500	5	1.5	3.5	(1	Q	60	60	E→Q	90	80
							10	3	7	20n	Q	50	50	E→Q	90	125								15	3	7	(2	Q	30	30	E→Q	30	30
							15	4	11	20n	Q	40	40	E→Q	65	90								15	4	11	(4	Q	20	20	E→Q	20	20
CD 4086 BF	Rca	14-dil-4	M	-0.5	+20	200	5	1.5	3.5	20n	Q	100	100	E→Q	225	310	HEF 4086 BT	Val	14-mic-1	I	-0.5	+18	400	5	1.5	3.5	(1	Q	60	60	E→Q	90	80
							10	3	7	20n	Q	50	50	E→Q	90	125								15	3	7	(2	Q	30	30	E→Q	30	30
							15	4	11	20n	Q	40	40	E→Q	65	90								15	4	11	(4	Q	20	20	E→Q	20	20
CD 4086 BH	Rca	chip	M	-0.5	+20		5	1.5	3.5	20n	Q	100	100	E→Q	225	310	MN 4086 B	Mat		I	-0.5	+20	200	5	1.5	3.5		Q	100	100	E→Q	225	350
							10	3	7	20n	Q	50	50	E→Q	90	125								15	4	11		Q	40	40	E→Q	60	100
							15	4	11	20n	Q	40	40	E→Q	65	90																	
CD 4086 BK	Rca	14-flat-1	M	-0.5	+20	200	5	1.5	3.5	20n	Q	100	100	E→Q	225	310	MSM 4086 B	Ok		I	-0.5	+20	200	5	1.5	3.5		Q	100	100	E→Q	225	350
							10	3	7	20n	Q	50	50	E→Q	90	125								15	4	11		Q	40	40	E→Q	60	100
							15	4	11	20n	Q	40	40	E→Q	65	90																	
HCC 4086 BD	Sgs	14-dil-5	M	-0.5	+20	200	5	1.5	3.5	20n	Q	100	100	E→Q	225	310	SCL 4086 B	Spr		I	-0.5	+20	200	5	1.5	3.5		Q	100	100	E→Q	225	350
							10	3	7	20n	Q	50	50	E→Q	90	125								15	4	11		Q	40	40	E→Q	60	100
							15	4	11	20n	Q	40	40	E→Q	65	90																	
HCC 4086 BF	Sgs	14-dil-4	M	-0.5	+20	200	5	1.5	3.5	20n	Q	100	100	E→Q	225	310	TC 4086 BP	Tos	14-dil-1	I	-0.5	+20	300	5	1.5	3.5	1n	Q	80	80	D→Q	110	110
							10	3	7	20n	Q	50	50	E→Q	90	125								15	3	7	1n	Q	50	50	D→Q	45	45
							15	4	11	20n	Q	40	40	E→Q	65	90								15	4	11	2n	Q	40	40	D→Q	30	30
HCC 4086 BK	Sgs	14-flat-1	M	-0.5	+20	200	5	1.5	3.5	20n	Q	100	100	E→Q	225	310	4086 BDC	Fch	14-dil-4	I	-0.5	+18	400	5	1.5	3.5	(1	Q	55	55	E→Q	100	100
							10	3	7	20n	Q	50	50	E→Q	90	125								15	3	7	(2	Q	25	25	E→Q	40	40
							15	4	11	20n	Q	40	40	E→Q	65	90								15	4	11	(4	Q	18	18	E→Q	25	25
HCC 4086 BK	Sgs	14-flat-1	M	-0.5	+20	200	5	1.5	3.5	20n	Q	100	100	E→Q	225	310	4086 BDM	Fch	14-dil-4	M	-0.5	+18	400	5	1.5	3.5	(0.25	Q	55	55	E→Q	100	100
							10	3	7	20n	Q	50	50	E→Q	90	125								15	3	7	(0.5	Q	25	25	E→Q	40	40
							15	4	11	20n	Q	40	40	E→Q	65	90								15	4	11	(1	Q	18	18	E→Q	25	25
HCF 4086 BE	Sgs	14-dil-1	I	-0.5	+18	200	5	1.5	3.5	20n	Q	100	100	E→Q	225	310	4086 BFC	Fch	14-flat-2	I	-0.5	+18	400	5	1.5	3.5	(1	Q	55	55	E→Q	100	100
							10	3	7	20n	Q	50	50	E→Q	90	125								15	3	7	(2	Q	25	25	E→Q	40	40
							15	4	11	20n	Q	40	40	E→Q	65	90								15	4	11	(4	Q	18	18	E→Q	25	25
HCF 4086 BF	Sgs	14-dil-4	I	-0.5	+18	200	5	1.5	3.5	20n	Q	100	100	E→Q	225	310	4086 BFM	Fch	14-flat-2	M	-0.5	+18	400	5	1.5	3.5	(0.25	Q	55	55	E→Q	100	100
							10	3	7	20n	Q	50	50	E→Q	90	125								15	3	7	(0.5	Q	25	25	E→Q	40	40
							15	4	11	20n	Q	40	40	E→Q	65	90								15	4	11	(1	Q	18	18	E→Q	25	25
HCF 4086 BM	Sgs	14-mic-1	I	-0.5	+18	200	5	1.5	3.5	20n	Q	100	100	E→Q	225	310	4086 BPC	Fch	14-dil-1	I	-0.5	+18	400	5	1.5	3.5	(1	Q	55	55	E→Q	100	100
							10	3	7	20n	Q	50	50	E→Q	90	125								15	3	7	(2	Q	25	25	E→Q	40	40
							15	4	11	20n	Q	40	40	E→Q	65	90								15	4	11	(4	Q	18	18	E→Q	25	25
HEF 4086 B	Sig		I	-0.5	+20	200	5	1.5	3.5		Q	100	100	E→Q	225	350	4086 BPC	Fch	14-dil-1	I	-0.5	+18	400	5	1.5	3.5	(1	Q	55	55	E→Q	100	100
							15	4	11		Q	40	40	E→Q	60	100								15	3	7	(2	Q	25	25	E→Q	40	40
HEF 4086 BD	Val	14-dil-4	I	-0.5	+18	500	5	1.5	3.5	(1	Q	60	60	E→Q	90	80	4086 DIE1	Sgs	chip	I	-0.5	+18	200	5	1.5	3.5	20n	Q	100	100	E→Q	225	310
							10	3	7	(2	Q	30	30	E→Q	30	30								15	3	7	20n	Q	50	50	E→Q	90	125
							15	4	11	(4	Q	20	20	E→Q	20	20								15	4	11	20n	Q	40	40	E→Q	65	90

4089

Binary Multiplexer



Inputs						Outputs				
D	C	B	A	T	CAS	R	R15	Q	Q̄	Q15
X	X	X	X	16xL	H	L	L	H	?	L
H	X	X	X	16xL	L	H	L	16xL	16xL	L
L	X	X	X	16xL	L	H	L	L	H	L
X	X	X	X	16xL	L	X	H	L	H	H
L	L	L	L	16xL	L	L	L	L	H	L
L	L	L	H	16xL	L	L	L	L	L	L
L	L	H	L	16xL	L	L	L	2xL	2xL	L
L	L	H	H	16xL	L	L	L	3xL	3xL	L
L	H	L	L	16xL	L	L	L	4xL	4xL	L
.
H	H	L	H	16xL	L	L	L	13xL	13xL	L
H	H	H	L	16xL	L	L	L	14xL	14xL	L
H	H	H	H	16xL	L	L	L	15xL	15xL	L

4089

Range Data

Identification Data

Type	Man	B Sec. 3 Pins- Art-Nr.	TU	U _{dd}		P _{tot} max mW	U _{dd}		U _{IH} U _{UNL} U _{NH}		I _{dd} typ μA	t _{TR} n _{typ}		t _{PD} n _{typ}		
				V min	V max		V	V max	V min	Pin		↓	↑	Pin	↓	↑
				CD 4089 BCJ	Nsc		16-dil-4	I	-0.5	+18		500	5	1.5	3.5	(20
							10	3	7	(40	Q	50	50	T→Q	85	85
							15	4	11	(80	Q	40	40	T→Q	60	60
CD 4089 BCN	Nsc	16-dil-1	I	-0.5	+18	700	5	1.5	3.5	(20	Q	100	100	T→Q	175	175
							10	3	7	(40	Q	50	50	T→Q	85	85
							15	4	11	(80	Q	40	40	T→Q	60	60
CD 4089 BD	Rca	16-dil-5	M	-0.5	+20	200	5	1.5	3.5	40n	Q	100	100	T→Q	110	110
							10	3	7	40n	Q	50	50	T→Q	55	55
							15	4	11	40n	Q	40	40	T→Q	45	45
CD 4089 BE	Rca	16-dil-1	I	-0.5	+20	200	5	1.5	3.5	40n	Q	100	100	T→Q	110	110
							10	3	7	40n	Q	50	50	T→Q	55	55
							15	4	11	40n	Q	40	40	T→Q	45	45
CD 4089 BF	Rca	16-dil-4	M	-0.5	+20	200	5	1.5	3.5	40n	Q	100	100	T→Q	110	110
							10	3	7	40n	Q	50	50	T→Q	55	55
							15	4	11	40n	Q	40	40	T→Q	45	45
CD 4089 BH	Rca	chip	M	-0.5	+20		5	1.5	3.5	40n	Q	100	100	T→Q	110	110
							10	3	7	40n	Q	50	50	T→Q	55	55
							15	4	11	40n	Q	40	40	T→Q	45	45
CD 4089 BK	Rca	16-flat-1	M	-0.5	+20	200	5	1.5	3.5	40n	Q	100	100	T→Q	110	110
							10	3	7	40n	Q	50	50	T→Q	55	55
							15	4	11	40n	Q	40	40	T→Q	45	45
CD 4089 BMD	Nsc	16-dil-5	M	-0.5	+18	500	5	1.5	3.5	(5	Q	100	100	T→Q	175	175
							10	3	7	(10	Q	50	50	T→Q	85	85
							15	4	11	(20	Q	40	40	T→Q	60	60
CD 4089 BMJ	Nsc	16-dil-4	M	-0.5	+18	500	5	1.5	3.5	(5	Q	100	100	T→Q	175	175
							10	3	7	(10	Q	50	50	T→Q	85	85
							15	4	11	(20	Q	40	40	T→Q	60	60
CD 4089 BMW	Nsc	16-flat-1	M	-0.5	+18		5	1.5	3.5	(5	Q	100	100	T→Q	175	175
							10	3	7	(10	Q	50	50	T→Q	85	85
							15	4	11	(20	Q	40	40	T→Q	60	60
HCC 4089 BD	Sgs	16-dil-5	M	-0.5	+20	200	5	1.5	3.5	40n	Q	100	100	T→Q	110	110
							10	3	7	40n	Q	50	50	T→Q	55	55
							15	4	11	40n	Q	40	40	T→Q	45	45

4089			Range Data			Identification Data							4093	Quad 2-Input NAND Schmitt Rigger									
Type	Man	B Sec. 3 Pins- Art-Nr.	T _U	U _{dd}		P _{tot} max mW	U _{dd}	U _{IL}	U _{IH}	I _{dd} typ μA	t _{TR} n _{styp}									t _{PD} n _{styp}			
				V min	V max			V max	V min		Pin	↓								↑	Pin → Pin	↓	↑
HCC4089BF	Sgs	16-dil-4	M	-0.5	+20	200	5	1.5	3.5	40n	Q	100	100	T→Q	110	110							
				10			10	3	7	40n	Q	50	50	T→Q	55	55							
				15			15	4	11	40n	Q	40	40	T→Q	45	45							
HCC4089BK	Sgs	16-flat-1	M	-0.5	+20	200	5	1.5	3.5	40n	Q	100	100	T→Q	110	110							
				10			10	3	7	40n	Q	50	50	T→Q	55	55							
				15			15	4	11	40n	Q	40	40	T→Q	45	45							
HCF4089BE	Sgs	16-dil-1	I	-0.5	+18	200	5	1.5	3.5	40n	Q	100	100	T→Q	110	110							
				10			10	3	7	40n	Q	50	50	T→Q	55	55							
				15			15	4	11	40n	Q	40	40	T→Q	45	45							
HCF4089BF	Sgs	16-dil-4	I	-0.5	+18	200	5	1.5	3.5	40n	Q	100	100	T→Q	110	110							
				10			10	3	7	40n	Q	50	50	T→Q	55	55							
				15			15	4	11	40n	Q	40	40	T→Q	45	45							
4089 DIE1	Sgs	chip	I	-0.5	+18	200	5	1.5	3.5	40n	Q	100	100	T→Q	110	110							
				10			10	3	7	40n	Q	50	50	T→Q	55	55							
				15			15	4	11	40n	Q	40	40	T→Q	45	45							

Inputs		Outp.
A	B	Q
L	L	H
L	H	H
H	L	H
H	H	L

4093		Range Data			Identification Data											
Type	Man	B Sec. 3 Pins- Art-Nr.	T _U	U _{dd}		P _{tot} max mW	U _{dd}	U _{IL}	U _{IH}	I _{dd} typ μA	t _{TR} n _{styp}			t _{PD} n _{styp}		
				V min	V max			V max	V min		Pin	↓	↑	Pin → Pin	↓	↑
BU 4093 B	Toy		I	-0.5	+20	200	5	1.5	3.5		Q	100	100	E→Q	125	125
				15			15	4	11		Q	40	40	E→Q	40	40
CD 4093 BCJ	Nsc	14-dil-4	I	-0.5	+18	500	5			(1	Q	90	90	E→Q	300	300
							10			(2	Q	50	50	E→Q	120	120
							15			(4	Q	40	40	E→Q	80	80

4093				Range Data				Identification Data						4093				Range Data				Identification Data											
Type	Man	B Sec. 3 Pins- Art-Nr.	T _U	U _{dd}		P _{tot} max	U _{dd}	U _{IL} UNL	U _{IH} UNH	I _{dd} typ	t _{TR} n _{styp}			t _{pd} n _{styp}			Type	Man	B Sec. 3 Pins- Art-Nr.	T _U	U _{dd}		P _{tot} max	U _{dd}	U _{IL} UNL	U _{IH} UNH	I _{dd} typ	t _{TR} n _{styp}			t _{pd} n _{styp}		
				V min	V max						mW	V	V max	V min	μA	Pin					↓	↑						Pin → Pin	↓	↑	V min	V max	mW
CD 4093 BCM	Nsc	14-mic-1	I	-0.5	+18	500	5 10 15			(1) Q 90 90 (2) Q 50 50 (4) Q 40 40	E→Q 300 300 E→Q 120 120 E→Q 80 80			HCC 4093 BF	Sgs	14-dil-4	M	-0.5	+20	200	5 10 15					20n 20n 20n	Q 100 100 Q 50 50 Q 40 40	E→Q 190 190 E→Q 90 90 E→Q 65 65					
CD 4093 BCN	Nsc	14-dil-1	I	-0.5	+18	700	5 10 15			(1) Q 90 90 (2) Q 50 50 (4) Q 40 40	E→Q 300 300 E→Q 120 120 E→Q 80 80			HCC 4093 BK	Sgs	14-flat-1	M	-0.5	+20	200	5 10 15					20n 20n 20n	Q 100 100 Q 50 50 Q 40 40	E→Q 190 190 E→Q 90 90 E→Q 65 65					
CD 4093 BD	Rca	14-dil-5	M	-0.5	+20	200	5 10 15			20n 20n 20n	Q 100 100 Q 50 50 Q 40 40	E→Q 190 190 E→Q 90 90 E→Q 65 65			HCF 4093 BE	Sgs	14-dil-1	I	-0.5	+18	200	5 10 15					20n 20n 20n	Q 100 100 Q 50 50 Q 40 40	E→Q 190 190 E→Q 90 90 E→Q 65 65				
CD 4093 BE	Rca	14-dil-1	I	-0.5	+20	200	5 10 15			20n 20n 20n	Q 100 100 Q 50 50 Q 40 40	E→Q 190 190 E→Q 90 90 E→Q 65 65			HCF 4093 BF	Sgs	14-dil-4	I	-0.5	+18	200	5 10 15					20n 20n 20n	Q 100 100 Q 50 50 Q 40 40	E→Q 190 190 E→Q 90 90 E→Q 65 65				
CD 4093 BF	Rca	14-dil-4	M	-0.5	+20	200	5 10 15			20n 20n 20n	Q 100 100 Q 50 50 Q 40 40	E→Q 190 190 E→Q 90 90 E→Q 65 65			HCF 4093 BM	Sgs	14-mic-1	I	-0.5	+18	200	5 10 15					20n 20n 20n	Q 100 100 Q 50 50 Q 40 40	E→Q 190 190 E→Q 90 90 E→Q 65 65				
CD 4093 BH	Rca	chip	M	-0.5	+20		5 10 15			20n 20n 20n	Q 100 100 Q 50 50 Q 40 40	E→Q 190 190 E→Q 90 90 E→Q 65 65			HD 14093 B	Hit		I	-0.5	+20	200	5 15	1.5 4	3.5 11			Q 100 100 Q 40 40	E→Q 125 125 E→Q 40 40					
CD 4093 BK	Rca	14-flat-1	M	-0.5	+20	200	5 10 15			20n 20n 20n	Q 100 100 Q 50 50 Q 40 40	E→Q 190 190 E→Q 90 90 E→Q 65 65			HEF 4093 B	Sig		I	-0.5	+20	200	5 15	1.5 4	3.5 11			Q 100 100 Q 40 40	E→Q 125 125 E→Q 40 40					
CD 4093 BMD	Nsc	14-dil-5	M	-0.5	+18	500	5 10 15			(0,25) Q 90 90 (0,5) Q 50 50 (1) Q 40 40	E→Q 300 300 E→Q 120 120 E→Q 80 80			HEF 4093 BD	Val	14-dil-4	I	-0.5	+18	500	5 10 15	1.5 3 4	3.5 7 11	(1) Q 60 60 (2) Q 30 30 (4) Q 20 20	E→Q 90 85 E→Q 40 40 E→Q 30 30								
CD 4093 BMJ	Nsc	14-dil-4	M	-0.5	+18	700	5 10 15			(0,25) Q 90 90 (0,5) Q 50 50 (1) Q 40 40	E→Q 300 300 E→Q 120 120 E→Q 80 80			HEF 4093 BP	Val	14-dil-1	I	-0.5	+18	500	5 10 15	1.5 3 4	3.5 7 11	(1) Q 60 60 (2) Q 30 30 (4) Q 20 20	E→Q 90 85 E→Q 40 40 E→Q 30 30								
CD 4093 BMW	Nsc	14-flat-1	M	-0.5	+18	700	5 10 15			(0,25) Q 90 90 (0,5) Q 50 50 (1) Q 40 40	E→Q 300 300 E→Q 120 120 E→Q 80 80			HEF 4093 BT	Val	14-mic-1	I	-0.5	+18	400	5 10 15	1.5 3 4	3.5 7 11	(1) Q 60 60 (2) Q 30 30 (4) Q 20 20	E→Q 90 85 E→Q 40 40 E→Q 30 30								
HCC 4093 BD	Sgs	14-dil-5	M	-0.5	+20	200	5 10 15			20n 20n 20n	Q 100 100 Q 50 50 Q 40 40	E→Q 190 190 E→Q 90 90 E→Q 65 65			LC 4093 B	Say		I	-0.5	+20	200	5 15	1.5 4	3.5 11			Q 100 100 Q 40 40	E→Q 125 125 E→Q 40 40					
															M 4093 BP	Mit		I	-0.5	+20	200	5 15	1.5 4	3.5 11			Q 100 100 Q 40 40	E→Q 125 125 E→Q 40 40					

4093				Range Data			Identification Data						4093				Range Data			Identification Data																			
Type	Man	B Sec. 3 Pins- Art-Nr.	TU	U _{dd}		P _{tot} max mW	U _{dd}	U _{IL}	U _{IH}	I _{dd} typ μA	t _{TR} n _s typ			t _{PD} n _s typ			Type	Man	B Sec. 3 Pins- Art-Nr.	TU	U _{dd}		P _{tot} max mW	U _{dd}	U _{IL}	U _{IH}	I _{dd} typ μA	t _{TR} n _s typ			t _{PD} n _s typ								
				V min	V max			V max	V min		Pin	↓	↑	Pin	↓	↑					V min	V max			V max	V min		Pin	↓	↑	Pin	↓	↑						
MC 14093 BAL	Mot	14-dil-4	M	-0,5	+ 18	500	5	1,5	3,5	0,5n	Q	100	100	E→Q	125	125	4093 BFM	Fch	14-flat-2	M	-0,5	+ 18	400	5	1,4	3,6	0,25	Q	100	100	E→Q	125	125						
							10	3	7	1n	Q	50	50	E→Q	50	50								10	3,2	6,8	(0,5	Q	50	50	E→Q	50	50						
							15	4	11	1,5n	Q	40	40	E→Q	40	40								15	5	10	(1	Q	40	40	E→Q	40	40						
MC 14093 BCL	Mot	14-dil-4	I	-0,5	+ 18	500	5	1,5	3,5	0,5n	Q	100	100	E→Q	125	125	4093 BPC	Fch	14-dil-1	I	-0,5	+ 18	400	5	1,4	3,6	(1	Q	100	100	E→Q	125	125						
							10	3	7	1n	Q	50	50	E→Q	50	50								10	3,2	6,8	(2	Q	50	50	E→Q	50	50						
							15	4	11	1,5n	Q	40	40	E→Q	40	40								15	5	10	(4	Q	40	40	E→Q	40	40						
MC 14093 BCP	Mot	14-dil-1	I	-0,5	+ 18	500	5	1,5	3,5	0,5n	Q	100	100	E→Q	125	125	4093 DIE1	Sgs	chip	I	-0,5	+ 18	200	5			20n	Q	100	100	E→Q	190	190						
							10	3	7	1n	Q	50	50	E→Q	50	50								10			20n	Q	50	50	E→Q	90	90						
							15	4	11	1,5n	Q	40	40	E→Q	40	40								15			20n	Q	40	40	E→Q	65	65						
MN 4093 B	Mat		I	-0,5	+ 20	200	5	1,5	3,5		Q	100	100	E→Q	125	125	μPD 4093 BC	Nec	14-dil-1	I	-0,5	+ 18	200	5	1,5	3,5	0,5n	Q	100	100	E→Q	300	300						
							15	4	11		Q	40	40	E→Q	40	40								15	3	7	1n	Q	50	50	E→Q	150	150						
											Q	100	100	E→Q	125	125									4	11	1,5n	Q	40	40	E→Q	120	120						
MSM 4093 B	Oki		I	-0,5	+ 20	200	5	1,5	3,5		Q	100	100	E→Q	125	125	μPD 4093 BG	Nec	14-mic-3	I	-0,5	+ 18	200	5	1,5	3,5	0,5n	Q	100	100	E→Q	300	300						
							15	4	11		Q	40	40	E→Q	40	40								15	3	7	1n	Q	50	50	E→Q	150	150						
											Q	100	100	E→Q	125	125									4	11	1,5n	Q	40	40	E→Q	120	120						
NJU 4093 B	Njr		I	-0,5	+ 20	200	5	1,5	3,5		Q	100	100	E→Q	125	125																							
							15	4	11		Q	40	40	E→Q	40	40																							
SCL 4093 B	Spr		I	-0,5	+ 20	200	5	1,5	3,5		Q	100	100	E→Q	125	125																							
							15	4	11		Q	40	40	E→Q	40	40																							
TC 4093 BF	Tos	14-mic-3	I	-0,5	+ 20	180	5	1,5	3,5	1n	Q	80	80	E→Q	130	130																							
							10	3	7	1n	Q	50	50	E→Q	60	60																							
							15	4	11	2n	Q	40	40	E→Q	40	40																							
TC 4093 BP	Tos	14-dil-1	I	-0,5	+ 20	300	5	1,5	3,5	1n	Q	80	80	E→Q	130	130																							
							10	3	7	1n	Q	50	50	E→Q	60	60																							
							15	4	11	2n	Q	40	40	E→Q	40	40																							
4093 BDC	Fch	14-dil-4	I	-0,5	+ 18	400	5	1,4	3,6	(1																													
							10	3,2	6,8	(2																													
							15	5	10	(4																													
4093 BDM	Fch	14-dil-4	M	-0,5	+ 18	400	5	1,4	3,6	(0,25																													
							10	3,2	6,8	(0,5																													
							15	5	10	(1																													
4093 BFC	Fch	14-flat-2	I	-0,5	+ 18	400	5	1,4	3,6	(1																													
							10	3,2	6,8	(2																													
							15	5	10	(4																													

4094		8-Bit Universal Bus Register							4094			Range Data			Identification Data					
Type	Man	B Sec. 3 Pins-Art-Nr.	TU	U _{dd}		P _{tot} max	U _{dd}	U _{IL} U _{IH}		I _{dd} typ	t _{TR} nstyp		t _{PD} nstyp							
				V min	V max			mW	V		V max	V min	μA	Pin	↓	↑	Pin	↓	↑	
CD 4094 BCN	Nsc	16-dil-1	I	-0,5	+18	700	5 10 15	1,5 3 4	3,5 7 11	(20 40 80)	Q Q Q	100 50 40	100 50 40	T-Q T-Q T-Q	300 125 95	300 125 95				
CD 4094 BCWM	Nsc	16-mic-2	I	-0,5	+18	500	5 10 15	1,5 3 4	3,5 7 11	(20 40 80)	Q Q Q	100 50 40	100 50 40	T-Q T-Q T-Q	300 125 95	300 125 95				
CD 4094 BD	Rca	16-dil-5	M	-0,5	+20	200	5 10 15	1,5 3 4	3,5 7 11	40n 40n 40n	Q Q Q	100 50 40	100 50 40	1) 1) 1)	420 195 135	420 195 135				
CD 4094 BE	Rca	16-dil-1	I	-0,5	+20	200	5 10 15	1,5 3 4	3,5 7 11	40n 40n 40n	Q Q Q	100 50 40	100 50 40	1) 1) 1)	420 195 135	420 195 135				
CD 4094 BF	Rca	16-dil-4	M	-0,5	+20	200	5 10 15	1,5 3 4	3,5 7 11	40n 40n 40n	Q Q Q	100 50 40	100 50 40	1) 1) 1)	420 195 135	420 195 135				
CD 4094 BH	Rca	chip	M	-0,5	+20	200	5 10 15	1,5 3 4	3,5 7 11	40n 40n 40n	Q Q Q	100 50 40	100 50 40	1) 1) 1)	420 195 135	420 195 135				
CD 4094 BK	Rca	16-flat-1	M	-0,5	+20	200	5 10 15	1,5 3 4	3,5 7 11	40n 40n 40n	Q Q Q	100 50 40	100 50 40	1) 1) 1)	420 195 135	420 195 135				
CD 4094 BMD	Nsc	16-dil-5	M	-0,5	+18	500	5 10 15	1,5 3 4	3,5 7 11	(5 10 20)	Q Q Q	100 50 40	100 50 40	T-Q T-Q T-Q	300 125 95	300 125 95				
CD 4094 BMJ	Nsc	16-dil-4	M	-0,5	+18	500	5 10 15	1,5 3 4	3,5 7 11	(5 10 20)	Q Q Q	100 50 40	100 50 40	T-Q T-Q T-Q	300 125 95	300 125 95				
CD 4094 BMW	Nsc	16-flat-1	M	-0,5	+18	200	5 10 15	1,5 3 4	3,5 7 11	(5 10 20)	Q Q Q	100 50 40	100 50 40	T-Q T-Q T-Q	300 125 95	300 125 95				
HCC 4094 BD	Sgs	16-dil-5	M	-0,5	+20	200	5 10 15	1,5 3 4	3,5 7 11	40n 40n 40n	Q Q Q	100 50 40	100 50 40	1) 1) 1)	420 195 135	420 195 135				

Inputs				Outputs			
T	OE	strobe	data	Q1	Qn	QS	Q'S
┌	L	X	X	Z	Z	Q7	Q'S
└	L	X	X	Z	Z	QS	Q7
┌	H	L	X	Q1	Qn	Q7	Q'S
└	H	L	L	Qn-1	Q7	Q'S	
┌	H	H	H	H	Qn-1	Q7	Q'S
└	H	H	H	Q1	Qn	QS	Q7

1) T to parallel outputs

4094				Range Data			Identification Data							4094				Range Data			Identification Data												
Type	Man	B Sec. 3 Pins-Art-Nr.	TU	Udd	Ptot max	Udd	U _{IL}		U _{IH}	I _{dd} typ	t _{TR}			I _{PD}			Type	Man	B Sec. 3 Pins-Art-Nr.	TU	Udd	Ptot max	Udd	U _{IL}		U _{IH}	I _{dd} typ	t _{TR}			I _{PD}		
							V max	V min			mW	V	V max	V min	μA	Pin								↓	↑			Pin	↓	↑	V	V max	V min
HCC4094 BF	Sgs	16-dil-4	M	-0.5 + 20	200	5	1.5	3.5	40n	Q	100	100	1)	420	420	MC14094 BCP	Mot	16-dil-1	I	-0.5 + 18	500	5	1.5	3.5	5n	Q	100	100	T-Q	420	420		
						10	3	7	40n	Q	50	50	1)	195	195									10	3	7	10n	Q	50	50	T-Q	195	195
						15	4	11	40n	Q	40	40	1)	135	135									15	4	11	15n	Q	40	40	T-Q	135	135
HCC4094 BK	Sgs	16-flat-1	M	-0.5 + 20	200	5	1.5	3.5	40n	Q	100	100	1)	420	420	MN4094 B	Mat		I	-0.5 + 20	200	5	1.5	3.5		Q	100	100	T-Q	300	300		
						10	3	7	40n	Q	50	50	1)	195	195									10	3	7	40n	Q	40	40	T-Q	95	95
						15	4	11	40n	Q	40	40	1)	135	135									15	4	11		Q	40	40	T-Q	95	95
HCF4094 BE	Sgs	16-dil-1	I	-0.5 + 18	200	5	1.5	3.5	40n	Q	100	100	1)	420	420	MSM4094 B	Oki		I	-0.5 + 20	200	5	1.5	3.5		Q	100	100	T-Q	300	300		
						10	3	7	40n	Q	50	50	1)	195	195									10	3	7	40n	Q	40	40	T-Q	95	95
						15	4	11	40n	Q	40	40	1)	135	135									15	4	11		Q	40	40	T-Q	95	95
HCF4094 BF	Sgs	16-dil-4	I	-0.5 + 18	200	5	1.5	3.5	40n	Q	100	100	1)	420	420	SCL4094 B	Spr		I	-0.5 + 20	200	5	1.5	3.5		Q	100	100	T-Q	300	300		
						10	3	7	40n	Q	50	50	1)	195	195									10	3	7	10n	Q	40	40	T-Q	95	95
						15	4	11	40n	Q	40	40	1)	135	135									15	4	11		Q	40	40	T-Q	95	95
HCF4094 BM	Sgs	16-mic-1	I	-0.5 + 18	200	5	1.5	3.5	40n	Q	100	100	1)	420	420	TC4094 BF	Tos	16-mic-3	I	-0.5 + 20	180	5	1.5	3.5	5n	Q	80	80	T-Q	290	290		
						10	3	7	40n	Q	50	50	1)	195	195									10	3	7	10n	Q	50	50	T-Q	110	110
						15	4	11	40n	Q	40	40	1)	135	135									15	4	11	15n	Q	40	40	T-Q	75	75
HCF4094 BP	Sgs	16-mic-1	I	-0.5 + 18	200	5	1.5	3.5	40n	Q	100	100	1)	420	420	TC4094 BP	Tos	16-dil-2	I	-0.5 + 20	300	5	1.5	3.5	5n	Q	80	80	T-Q	290	290		
						10	3	7	40n	Q	50	50	1)	195	195									10	3	7	10n	Q	50	50	T-Q	110	110
						15	4	11	40n	Q	40	40	1)	135	135									15	4	11	15n	Q	40	40	T-Q	75	75
HEF4094 B	Sig		I	-0.5 + 20	200	5	1.5	3.5		Q	100	100	T-Q	300	300	4094 DIE1	Sgs	chip	I	-0.5 + 18	200	5	1.5	3.5	40n	Q	100	100	1)	420	420		
						15	4	11		Q	40	40	T-Q	95	95									10	3	7	40n	Q	50	50	1)	195	195
									(20	Q	60	60	T-Q	135	105									15	4	11	40n	Q	40	40	1)	135	135
									(40	Q	30	30	T-Q	65	50																		
									(80	Q	20	20	T-Q	50	40	μPD4094 BC	Nec	16-dil-2	I	-0.5 + 18	200	5	1.5	3.5	5n	Q	100	100	T-Q	420	420		
									(20	Q	60	60	T-Q	135	105									10	3	7	10n	Q	50	50	T-Q	195	195
									(40	Q	30	30	T-Q	65	50									15	4	11	15n	Q	40	40	T-Q	130	130
									(80	Q	20	20	T-Q	50	40	μPD4094 BG	Nec	16-mic-1	I	-0.5 + 18	200	5	1.5	3.5	5n	Q	100	100	T-Q	420	420		
									(20	Q	60	60	T-Q	135	105									10	3	7	10n	Q	50	50	T-Q	195	195
									(40	Q	30	30	T-Q	65	50									15	4	11	15n	Q	40	40	T-Q	130	130
									(80	Q	20	20	T-Q	50	40	MSM74HC4094BP	Oki		I	-0.5 + 7	500	2				Q	30	30	T-QS	100	100		
									(20	Q	60	60	T-Q	135	105									6				Q	8	8	T-QS	22	22
									(40	Q	30	30	T-Q	65	50									6				Q	30	30	T-QS	100	100
									(80	Q	20	20	T-Q	50	40	TC74HC4094 BP	Tos		I	-0.5 + 7	500	2				Q	8	8	T-QS	22	22		
M4094 BP	Mit		I	-0.5 + 20	200	5	1.5	3.5		Q	100	100	T-Q	300	300																		
										Q	40	40	T-Q	95	95																		
MC14094 BAL	Mot	16-dil-4	M	-0.5 + 18	500	5	1.5	3.5	5n	Q	100	100	T-Q	420	420	μPD74HC4094 BP	Nec		I	-0.5 + 7	500	2				Q	30	30	T-QS	100	100		
									10n	Q	50	50	T-Q	195	195																		
									15n	Q	40	40	T-Q	135	135																		
MC14094 BCL	Mot	16-dil-4	I	-0.5 + 18	500	5	1.5	3.5	5n	Q	100	100	T-Q	420	420																		
									10n	Q	50	50	T-Q	195	195																		
									15n	Q	40	40	T-Q	135	135																		

4095		J-K Master-Slave Flip-Flop		4095			Range Data			Identification Data										
				Type	Man	B Sec. 3 Pins- Art-Nr.	T _U	U _{dd}		P _{tot} max	U _{dd}	U _{IL} *U _{NL}	U _{IH} *U _{NH}	I _{dd} typ	t _{TR} n _{styp}		t _{PD} n _{styp}			
							V _{min}	V _{max}	mW	V	V _{max}	V _{min}	μA	Pin	↓	↑	Pin → Pin	↓	↑	
				CD 4095 BE	Rca	14-dil-1	I	-0.5	+20	200	5	1.5	3.5	20n	Q	100	100	T-Q	250	250
				CD 4095 BF	Rca	14-dil-4	M	-0.5	+20	200	5	1.5	3.5	20n	Q	100	100	T-Q	250	250
				CD 4095 BH	Rca	chip	M	-0.5	+20		5	1.5	3.5	20n	Q	100	100	T-Q	250	250
				CD 4095 BK	Rca	14-flat-1	M	-0.5	+20	200	5	1.5	3.5	20n	Q	100	100	T-Q	250	250
				HCC 4095 BD	Sgs	14-dil-5	M	-0.5	+20	200	5	1.5	3.5	20n	Q	100	100	T-Q	250	250
				HCC 4095 BF	Sgs	14-dil-4	M	-0.5	+20	200	5	1.5	3.5	20n	Q	100	100	T-Q	250	250
				HCC 4095 BK	Sgs	14-flat-1	M	-0.5	+20	200	5	1.5	3.5	20n	Q	100	100	T-Q	250	250
				HCF 4095 BE	Sgs	14-dil-1	I	-0.5	+18	200	5	1.5	3.5	20n	Q	100	100	T-Q	250	250
				HCF 4095 BF	Sgs	14-dil-4	I	-0.5	+18	200	5	1.5	3.5	20n	Q	100	100	T-Q	250	250
				HCF 4095 BM	Sgs	14-mic-1	I	-0.5	+18	200	5	1.5	3.5	20n	Q	100	100	T-Q	250	250
				4095 DIE1	Sgs	chip	I	-0.5	+18	200	5	1.5	3.5	20n	Q	100	100	T-Q	250	250

Inputs		Outputs	
T	J K S R	Qn+1	Qn+1-bar
X	X X X L H	L	H
X	X X H L H	L	L
X	X X H H	L	L
J	L L L L L	Qn	Qn-bar
J	L H L L L	L	L
J	H L L L L	H	L
J	H H L L L	Qn-bar	Qn

Inputs		Outp.	
J1	J2 J3	J	J
L	X X	L	L
X	L X	L	L
X	X L	L	L
H	H H	H	H

K1, K2, K3 = same as J...

4095		Range Data			Identification Data											
Type	Man	B Sec. 3 Pins- Art-Nr.	T _U	U _{dd}		P _{tot} max	U _{dd}	U _{IL} *U _{NL}	U _{IH} *U _{NH}	I _{dd} typ	t _{TR} n _{styp}		t _{PD} n _{styp}			
					V _{min}	V _{max}	mW	V	V _{max}	V _{min}	μA	Pin	↓	↑		
CD 4095 BD	Rca	14-dil-5	M	-0.5	+20	200	5	1.5	3.5	20n	Q	100	100	T-Q	250	250
					10		10	3	7	20n	Q	50	50	T-Q	100	100
					15		15	4	11	20n	Q	40	40	T-Q	75	75

4096		J-K Master-Slave Flip-Flop		4096			Range Data			Identification Data										
				Type	Man	B Sec. 3 Pins-Art-Nr.	T _U	U _{dd}	P _{tot max}	U _{dd}	U _{IL}	U _{IH}	I _{dd typ}	t _{TR}	t _{PD}	n _{styp}	n _{styp}			
					V _{min}	V _{max}	mW	V	V _{max}	V _{min}	μA	Pin	↓	↑	Pin	↓	↑			
				CD 4096 BE	Rca	14-dil-1	I	-0.5	+20	200	5	1.5	3.5	20n	Q	100	100	T-Q	250	250
				CD 4096 BF	Rca	14-dil-4	M	-0.5	+20	200	5	1.5	3.5	20n	Q	100	100	T-Q	250	250
				CD 4096 BH	Rca	chip	M	-0.5	+20		5	1.5	3.5	20n	Q	100	100	T-Q	250	250
				CD 4096 BK	Rca	14-flat-1	M	-0.5	+20	200	5	1.5	3.5	20n	Q	100	100	T-Q	250	250
				HCC 4096 BD	Sgs	14-dil-5	M	-0.5	+20	200	5	1.5	3.5	20n	Q	100	100	T-Q	250	250
				HCC 4096 BF	Sgs	14-dil-4	M	-0.5	+20	200	5	1.5	3.5	20n	Q	100	100	T-Q	250	250
				HCC 4096 BK	Sgs	14-flat-1	M	-0.5	+20	200	5	1.5	3.5	20n	Q	100	100	T-Q	250	250
				HCF 4096 BE	Sgs	14-dil-1	I	-0.5	+18	200	5	1.5	3.5	20n	Q	100	100	T-Q	250	250
				HCF 4096 BF	Sgs	14-dil-4	I	-0.5	+18	200	5	1.5	3.5	20n	Q	100	100	T-Q	250	250
				HCF 4096 BM	Sgs	14-mic-1	I	-0.5	+18	200	5	1.5	3.5	20n	Q	100	100	T-Q	250	250
				4096 DIE1	Sgs	chip	I	-0.5	+18	200	5	1.5	3.5	20n	Q	100	100	T-Q	250	250

Inputs		Outputs				
T	J	K	S	R	Q _{n+1}	Q̄ _{n+1}
X	X	X	L	H	L	H
X	X	X	H	L	H	L
X	X	X	H	H	L	L
∩	L	L	L	L	Q _n	Q̄ _n
∩	L	H	L	L	L	L
∩	H	L	L	L	H	L
∩	H	H	L	L	Q̄ _n	Q _n

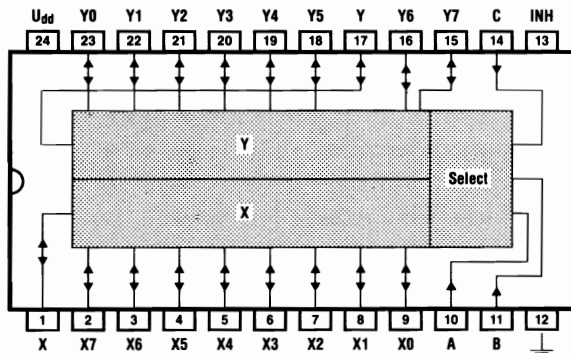
Inputs		Outp.	
J1	J2	J3	J
L	X	X	L
X	L	X	L
X	X	H	L
H	H	L	H

K1, K2, K3 = same as J...

4096		Range Data			Identification Data								
Type	Man	B Sec. 3 Pins-Art-Nr.	T _U	U _{dd}	P _{tot max}	U _{dd}	U _{IL}	U _{IH}	I _{dd typ}	t _{TR}	t _{PD}	n _{styp}	n _{styp}
				V _{min}	V _{max}	mW	V	V _{max}	V _{min}	μA	Pin	↓	↑
CD 4096 BD	Rca	14-dil-5	M	-0.5	+20	200	5	1.5	3.5	20n	Q	100	100
						10	3	7	20n	Q	50	50	T-Q
						15	4	11	20n	Q	40	40	T-Q

4097

8-Channel Multiplexer/Demultiplexer



Inputs				Outputs
C	B	A	INH	channel
X	X	X	H	none
L	L	L	L	X0, Y0
L	L	H	L	X1, Y1
L	H	L	L	X2, Y2
L	H	H	L	X3, Y3
H	L	L	L	X4, Y4
H	L	H	L	X5, Y5
H	H	L	L	X6, Y6
H	H	H	L	X7, Y7

4097

Range Data

Identification Data

Type	Man	B Sec. 3 Pins- Art-Nr.	TU	U _{dd}		P _{tot} max mW	U _{dd} V	U _{IL}	U _{IH}	I _{dd} typ μA	t _{TR} n _s typ		t _{PD} n _s typ		
				V min	V max			V max	V min		Pin ↓	Pin ↑	Pin ↓	Pin ↑	
CD4097BD	Rca	24-dil-5	M	-0.5	+20	200	5	1.5	3.5	40n			E-Q	30	30
							10	3	7	40n			E-Q	15	15
							15	4	11	40n			E-Q	10	10
CD4097BE	Rca	24-dil-1	I	-0.5	+20	200	5	1.5	3.5	40n			E-Q	30	30
							10	3	7	40n			E-Q	15	15
							15	4	11	40n			E-Q	10	10
CD4097BF	Rca	24-dil-4	M	-0.5	+20	200	5	1.5	3.5	40n			E-Q	30	30
							10	3	7	40n			E-Q	15	15
							15	4	11	40n			E-Q	10	10
CD4097BH	Rca	chip	M	-0.5	+20		5	1.5	3.5	40n			E-Q	30	30
							10	3	7	40n			E-Q	15	15
							15	4	11	40n			E-Q	10	10
CD4097BK	Rca	24-flat-1	M	-0.5	+20	200	5	1.5	3.5	40n			E-Q	30	30
							10	3	7	40n			E-Q	15	15
							15	4	11	40n			E-Q	10	10
HCC4097BD	Sgs	24-dil-5	M	-0.5	+20	200	5	1.5	3.5	40n			E-Q	30	30
							10	3	7	40n			E-Q	15	15
							15	4	11	40n			E-Q	11	11
HCC4097BF	Sgs	24-dil-4	M	-0.5	+20	200	5	1.5	3.5	40n			E-Q	30	30
							10	3	7	40n			E-Q	15	15
							15	4	11	40n			E-Q	11	11
HCC4097BK	Sgs	24-flat-1	M	-0.5	+20	200	5	1.5	3.5	40n			E-Q	30	30
							10	3	7	40n			E-Q	15	15
							15	4	11	40n			E-Q	11	11
HCF4097BD	Sgs	24-dil-5	I	-0.5	+20	200	5	1.5	3.5	40n			E-Q	30	30
							10	3	7	40n			E-Q	15	15
							15	4	11	40n			E-Q	11	11
HCF4097BE	Sgs	24-dil-1	I	-0.5	+20	200	5	1.5	3.5	40n			E-Q	30	30
							10	3	7	40n			E-Q	15	15
							15	4	11	40n			E-Q	11	11
HCF4097BF	Sgs	24-dil-4	I	-0.5	+18	200	5	1.5	3.5	40n			E-Q	30	30
							10	3	7	40n			E-Q	15	15
							15	4	11	40n			E-Q	11	11

4097			Range Data			Identification Data						4098	Dual Monostable Multivibrator										
Type	Man	B Sec. 3 Pins- Art-Nr.	TU	U _{dd}		P _{tot} max	U _{dd}	U _{IL} U _{IH}		I _{dd} typ	t _{TR}								t _{PD}				
				V min	V max			mW	V		V max								V min	μA	Pin	↓	↑
MC14097BAL	Mot	24-dil-4	M	-0.5	+18	500	5 10 15	1.5 3 4	3.5 7 11	5n 10n 15n											E→Q	25	25
MC14097BCL	Mot	24-dil-4	I	-0.5	+18	500	5 10 15	1.5 3 4	3.5 7 11	5n 10n 15n				E→Q	25	25	E→Q	10	10	E→Q	7	7	
MC14097BCP	Mot	24-dil-1	I	-0.5	+18	500	5 10 15	1.5 3 4	3.5 7 11	5n 10n 15n				E→Q	25	25	E→Q	10	10	E→Q	7	7	
4097DIE1	Sgs	chip	M	-0.5	+18	200	5 10 15	1.5 3 4	3.5 7 11	40n 40n 40n				E→Q	30	30	E→Q	15	15	E→Q	11	11	

4098			Range Data			Identification Data																
Type	Man	B Sec. 3 Pins- Art-Nr.	TU	U _{dd}		P _{tot} max	U _{dd}	U _{IL} U _{IH}		I _{dd} typ	t _{TR}			t _{PD}								
				V min	V max			mW	V		V max	V min	μA	Pin	↓	↑	Pin → Pin	↓	↑			
CD4098BD	Rca	16-dil-5	M	-0.5	+20	200	5 10 15	1.5 3 4	3.5 7 11	20n 20n 20n	Q	100	100	R→Q	100	100	R→Q	40	40	R→Q	30	30
CD4098BE	Rca	16-dil-1	I	-0.5	+20	200	5 10 15	1.5 3 4	3.5 7 11	20n 20n 20n	Q	100	100	R→Q	100	100	R→Q	40	40	R→Q	30	30

4098			Range Data			Identification Data										4099	8-Bit Addressable Latch			
Type	Man	B Sec. 3 Pins- Art-Nr.	TU	U _{dd}		I _{Plot} max	U _{dd}	U _{IL} U _{NL}		U _{IH} U _{NH}		I _{dd} typ	t _{TR} n _{styp}					t _{pD} n _{styp}		
				V min	V max			V	V max	V min	μA		Pin	↓	↑			Pin ↓	Pin ↑	
CD 4098 BF	Rca	16-dil-4	M	-0.5	+20	200	5	1.5	3.5	20n	Q	100	100	R→Q	100	100				
							10	3	7	20n	Q	50	50	R→Q	40	40				
							15	4	11	20n	Q	40	40	R→Q	30	30				
CD 4098 BH	Rca	chip	M	-0.5	+20		5	1.5	3.5	20n	Q	100	100	R→Q	100	100				
							10	3	7	20n	Q	50	50	R→Q	40	40				
							15	4	11	20n	Q	40	40	R→Q	30	30				
CD 4098 BK	Rca	16-flat-1	M	-0.5	+20	200	5	1.5	3.5	20n	Q	100	100	R→Q	100	100				
							10	3	7	20n	Q	50	50	R→Q	40	40				
							15	4	11	20n	Q	40	40	R→Q	30	30				
HCC 4098 BD	Sgs	16-dil-5	M	-0.5	+20	200	5	1.5	3.5	20n	Q	100	100	R→Q	225	225				
							10	3	7	20n	Q	50	50	R→Q	125	125				
							15	4	11	20n	Q	40	40	R→Q	75	75				
HCC 4098 BF	Sgs	16-dil-4	M	-0.5	+20	200	5	1.5	3.5	20n	Q	100	100	R→Q	225	225				
							10	3	7	20n	Q	50	50	R→Q	125	125				
							15	4	11	20n	Q	40	40	R→Q	75	75				
HCC 4098 BK	Sgs	16-flat-1	M	-0.5	+20	200	5	1.5	3.5	20n	Q	100	100	R→Q	225	225				
							10	3	7	20n	Q	50	50	R→Q	125	125				
							15	4	11	20n	Q	40	40	R→Q	75	75				
HCF 4098 BE	Sgs	16-dil-1	I	-0.5	+18	200	5	1.5	3.5	20n	Q	100	100	R→Q	225	225				
							10	3	7	20n	Q	50	50	R→Q	125	125				
							15	4	11	20n	Q	40	40	R→Q	75	75				
HCF 4098 BF	Sgs	16-dil-4	I	-0.5	+18	200	5	1.5	3.5	20n	Q	100	100	R→Q	225	225				
							10	3	7	20n	Q	50	50	R→Q	125	125				
							15	4	11	20n	Q	40	40	R→Q	75	75				
HCF 4098 BM	Sgs	16-mic-1	I	-0.5	+18	200	5	1.5	3.5	20n	Q	100	100	R→Q	225	225				
							10	3	7	20n	Q	50	50	R→Q	125	125				
							15	4	11	20n	Q	40	40	R→Q	75	75				
HEF 4098 B	Sig		I	-0.5	+20	200	5	1.5	3.5		Q	100	100	R→Q	225	225				
							15	4	11		Q	40	40	R→Q	75	75				
4098 DIE1	Sgs	chip	I	-0.5	+18	200	5	1.5	3.5	20n	Q	100	100	R→Q	225	225				
							10	3	7	20n	Q	50	50	R→Q	125	125				
							15	4	11	20n	Q	40	40	R→Q	75	75				

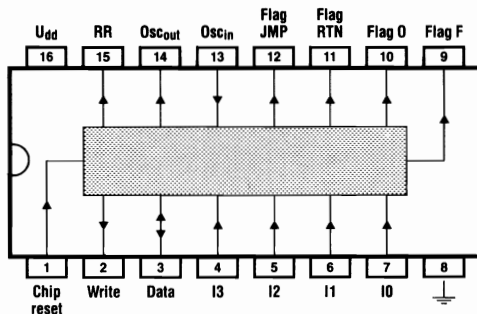
Inputs			Output
A2	A1	A0	Qn = addressed
L	L	L	Q0
L	L	H	Q1
L	H	L	Q2
L	H	H	Q3
H	L	L	Q4
H	L	H	Q5
H	H	L	Q6
H	H	H	Q7

WR	R	Q addressed	Q unaddressed
L	L	= DATA	hold
L	H	= DATA	L
H	L	hold	hold
H	H	L	L

4099				Range Data			Identification Data							4099				Range Data			Identification Data												
Type	Man	B Sec. 3 Pins- Art-Nr.	T _U	U _{dd}		P _{tot} max	U _{dd}	U _{IL}	U _{IH}	I _{dd} typ	t _{TR}			t _{PD}			Type	Man	B Sec. 3 Pins- Art-Nr.	T _U	U _{dd}		P _{tot} max	U _{dd}	U _{IL}	U _{IH}	I _{dd} typ	t _{TR}			t _{PD}		
				V min	V max			V max	V min		μA	Pin	↓	↑	Pin Pin	↓					↑	V min			V max	mW		V	V max	V min	μA	Pin	↓
CD 4099 BCJ	Nsc	16-dil-4	I	-0.5	+18	500	5 10 15	1.5 3 4	3.5 7 11	20n 20n 20n	Q Q Q	100 50 40	100 50 40	D→Q D→Q D→Q	200 75 50	200 75 50	HCC 4099 BK	Sgs	16-flat-1	M	-0.5	+20	200	5 10 15	1.5 3 4	3.5 7 11	40n 40n 40n	Q Q Q	100 50 40	100 50 40	D→Q D→Q D→Q	200 75 50	200 75 50
CD 4099 BCN	Nsc	16-dil-1	I	-0.5	+18	700	5 10 15	1.5 3 4	3.5 7 11	20n 20n 20n	Q Q Q	100 50 40	100 50 40	D→Q D→Q D→Q	200 75 50	200 75 50	HCF 4099 BE	Sgs	16-dil-1	I	-0.5	+18	200	5 10 15	1.5 3 4	3.5 7 11	40n 40n 40n	Q Q Q	100 50 40	100 50 40	D→Q D→Q D→Q	200 75 50	200 75 50
CD 4099 BD	Rca	16-dil-5	M	-0.5	+20	200	5 10 15	1.5 3 4	3.5 7 11	40n 40n 40n	Q Q Q	100 50 40	100 50 40	D→Q D→Q D→Q	200 75 50	200 75 50	HCF 4099 BF	Sgs	16-dil-4	I	-0.5	+18	200	5 10 15	1.5 3 4	3.5 7 11	40n 40n 40n	Q Q Q	100 50 40	100 50 40	D→Q D→Q D→Q	200 75 50	200 75 50
CD 4099 BE	Rca	16-dil-1	I	-0.5	+20	200	5 10 15	1.5 3 4	3.5 7 11	40n 40n 40n	Q Q Q	100 50 40	100 50 40	D→Q D→Q D→Q	200 75 50	200 75 50	HCF 4099 BM	Sgs	16-mic-1	I	-0.5	+18	200	5 10 15	1.5 3 4	3.5 7 11	40n 40n 40n	Q Q Q	100 50 40	100 50 40	D→Q D→Q D→Q	200 75 50	200 75 50
CD 4099 BF	Rca	16-dil-4	M	-0.5	+20	200	5 10 15	1.5 3 4	3.5 7 11	40n 40n 40n	Q Q Q	100 50 40	100 50 40	D→Q D→Q D→Q	200 75 50	200 75 50	MC 14099 BAL	Mot	16-dil-4	M	-0.5	+18	500	5 10 15	1.5 3 4	3.5 7 11	5n 10n 15n	Q Q Q	100 50 40	100 50 40	D→Q D→Q D→Q	200 75 50	200 75 50
CD 4099 BH	Rca	chip	M	-0.5	+20		5 10 15	1.5 3 4	3.5 7 11	40n 40n 40n	Q Q Q	100 50 40	100 50 40	D→Q D→Q D→Q	200 75 50	200 75 50	MC 14099 BCL	Mot	16-dil-4	I	-0.5	+18	500	5 10 15	1.5 3 4	3.5 7 11	5n 10n 15n	Q Q Q	100 50 40	100 50 40	D→Q D→Q D→Q	200 75 50	200 75 50
CD 4099 BK	Rca	16-flat-1	M	-0.5	+20	200	5 10 15	1.5 3 4	3.5 7 11	40n 40n 40n	Q Q Q	100 50 40	100 50 40	D→Q D→Q D→Q	200 75 50	200 75 50	MC 14099 BCP	Mot	16-dil-1	I	-0.5	+18	500	5 10 15	1.5 3 4	3.5 7 11	5n 10n 15n	Q Q Q	100 50 40	100 50 40	D→Q D→Q D→Q	200 75 50	200 75 50
CD 4099 BMD	Nsc	16-dil-5	M	-0.5	+18	500	5 10 15	1.5 3 4	3.5 7 11	20n 20n 20n	Q Q Q	100 50 40	100 50 40	D→Q D→Q D→Q	200 75 50	200 75 50	MSM 4099 B	OkI	I	-0.5	+20	200	5 15	1.5 4	3.5 11		Q Q	100 40	100 40	D→Q D→Q	200 50	200 50	
CD 4099 BMJ	Nsc	16-dil-4	M	-0.5	+18	700	5 10 15	1.5 3 4	3.5 7 11	20n 20n 20n	Q Q Q	100 50 40	100 50 40	D→Q D→Q D→Q	200 75 50	200 75 50	SCL 4099 B	Spr	I	-0.5	+20	200	5 15	1.5 4	3.5 11		Q Q	100 40	100 40	D→Q D→Q	200 50	200 50	
CD 4099 BMW	Nsc	16-flat-1	M	-0.5	+18	700	5 10 15	1.5 3 4	3.5 7 11	20n 20n 20n	Q Q Q	100 50 40	100 50 40	D→Q D→Q D→Q	200 75 50	200 75 50	TC 4099 BF	Tos	16-mic-3	I	-0.5	+20	180	5 10 15	1.5 3 4	3.5 7 11	5n 10n 15n	Q Q Q	80 50 40	80 50 40	D→Q D→Q D→Q	160 65 50	160 65 50
HCC 4099 BD	Sgs	16-dil-5	M	-0.5	+20	200	5 10 15	1.5 3 4	3.5 7 11	40n 40n 40n	Q Q Q	100 50 40	100 50 40	D→Q D→Q D→Q	200 75 50	200 75 50	TC 4099 BP	Tos	16-dil-2	I	-0.5	+20	300	5 10 15	1.5 3 4	3.5 7 11	5n 10n 15n	Q Q Q	80 50 40	80 50 40	D→Q D→Q D→Q	160 65 50	160 65 50
HCC 4099 BF	Sgs	16-dil-4	M	-0.5	+20	200	5 10 15	1.5 3 4	3.5 7 11	40n 40n 40n	Q Q Q	100 50 40	100 50 40	D→Q D→Q D→Q	200 75 50	200 75 50	4099 DIE1	Sgs	chip	I	-0.5	+18	200	5 10 15	1.5 3 4	3.5 7 11	40n 40n 40n	Q Q Q	100 50 40	100 50 40	D→Q D→Q D→Q	200 75 50	200 75 50

4500

1-Bit Processing Unit



Hex	I3	I2	I1	I0	Instr.	Function	Action
0	L	L	L	L	NOPO	no operation	$\overline{JL} \rightarrow$ Flag O
1	L	L	L	H	LD	load	Data \rightarrow RR
2	L	L	H	L	LDC	load complement	Data \rightarrow RR
3	L	L	H	H	AND	AND	RR \cdot Data \rightarrow RR
4	L	H	L	L	ANDC	AND complement	RR \cdot Data \rightarrow RR
5	L	H	L	H	OR	OR	RR + Data \rightarrow RR
6	L	H	H	L	ORC	OR complement	RR + Data \rightarrow RR
7	L	H	H	H	XNOR	exclusive NOR	RR \oplus Data \rightarrow RR
8	H	L	L	L	STO	store	RR \rightarrow Data, $\overline{JL} \rightarrow$ Write
9	H	L	L	H	STOC	store complement	RR \rightarrow Data, $\overline{JL} \rightarrow$ Write
A	H	L	H	L	IEN	input enable	Data \rightarrow IEN
B	H	L	H	H	OEN	output enable	Data \rightarrow OEN
C	H	H	L	L	JMP	jump	$\overline{JL} \rightarrow$ Flag JMP
D	H	H	L	H	RTN	return	$\overline{JL} \rightarrow$ Flag RTN
E	H	H	H	L	SKZ	skip next instruction if RR = 0	
F	H	H	H	H	NOFF	no operation	$\overline{JL} \rightarrow$ Flag F

\oplus = exclusive-OR, RR = internal result register, IEN = input enable register, OEN = output enable register, I0..I3 = instruction inputs

4500

Range Data

Identification Data

Type	Man	B Sec. 3 Pins- Art-Nr.	T _U	U _{dd}		P _{tot} max mW	U _{dd}			I _{dd} typ μ A	t _{TR} ns typ		t _{PD} ns typ	
				V min	V max		V max	U _{IL} UNL	U _{IH} UNH		Pin \downarrow	Pin \uparrow	Pin \rightarrow Pin	Pin \downarrow
				MC14500BAL	Mot	16-dil-4	I	-0.5	+18	500	5	1.5	3.5	5n
MC14500BCL	Mot	16-dil-4	I	-0.5	+18	500	5	1.5	3.5	5n			X1 \rightarrow RR	250 250
MC14500BCL							10	3	7	10n			X1 \rightarrow RR	125 125
MC14500BCL							15	4	11	15n			X1 \rightarrow RR	100 100
MC14500BCP	Mot	16-dil-4	I	-0.5	+18	500	5	1.5	3.5	5n			X1 \rightarrow RR	250 250
MC14500BCP							10	3	7	10n			X1 \rightarrow RR	125 125
MC14500BCP							15	4	11	15n			X1 \rightarrow RR	100 100

4501	Triple Gate	4501		Range Data			Identification Data									
		Type	Man	B Sec. 3 Pins- Art-Nr.	T _U	U _{dd}		P _{tot} max	U _{dd}	U _{IL} *U _{NL}	U _{IH} *U _{NH}	I _{dd} typ	t _{TR} n _{styp}		t _{PD} n _{styp}	
						V min	V max						mW	V	V max	V min
HD14501 UB	Hit		I	-0,5	+20	200	5 15	1 2,5	4 12,5		Q	100 40	180 65	E → Q E → Q	130 50	130 50
MC14501 UBAL	Mot	16-dil-4	M	-0,5	+18	500	5 10 15	1,5 3 3,75	3,6 7,1 11,4	0,5n 1n 1,5n	Q	100 50 40	180 90 65	E → Q E → Q E → Q	130 70 50	130 70 50
MC14501 UBCL	Mot	16-dil-4	I	-0,5	+18	500	5 10 15	1,5 3 3,75	3,6 7,1 11,4	0,5n 1n 1,5n	Q	100 50 40	180 90 65	E → Q E → Q E → Q	130 70 50	130 70 50
MC14501 UBQP	Mot	16-dil-1	I	-0,5	+18	500	5 10 15	1,5 3 3,75	3,6 7,1 11,4	0,5n 1n 1,5n	Q	100 50 40	180 90 65	E → Q E → Q E → Q	130 70 50	130 70 50
TC4501 BP	Tos	16-dil-2	I	-0,5	+20	300	5 10 15	1,5 3 4	3,5 7 11	1n 1n 2n	Q	80 50 40	80 50 40	E → Q E → Q E → Q	80 50 40	80 50 40
μPD4501 BC	Nec	16-dil-2	I	-0,5	+20	200	5 10 15	1,5 3 4	3,5 7 11	0,5n 1n 1,5n	Q	100 50 40	100 50 40	E → Q E → Q E → Q	115 65 45	130 70 50

Inputs				Outp.
A	B	C	D	Q
H	H	H	H	L
L	X	X	X	H
X	L	X	X	H
X	X	L	X	H
X	X	X	L	H

Inputs	Outputs	
11 12	14	15
L L	H L	L
L H	L L	H
H L	L H	H
H H	L H	H

4502		Hex 3-State Inverter/Buffer				4502			Range Data			Identification Data					
Type	Man	B Sec. 3 Pins- Art-Nr.	T _U	U _{dd}		P _{tot} max	U _{dd}	U _I		I _{dd} typ	t _{TR}		t _{PD}				
				V _{min}	V _{max}			V _{min}	V _{max}		Pin	↓	↑	Pin → Pin	↓	↑	
CD 4502 BE	Rca	16-dil-1	I	-0.5	+20	200	5 10 15	1.5 3 4	3.5 7 11	20n 20n 20n	Q	60 30 20	100 50 40	E→Q E→Q E→Q	135 60 40	190 90 65	
CD 4502 BF	Rca	16-dil-4	M	-0.5	+20	200	5 10 15	1.5 3 4	3.5 7 11	20n 20n 20n	Q	60 30 20	100 50 40	E→Q E→Q E→Q	135 60 40	190 90 65	
CD 4502 BH	Rca	chip	M	-0.5	+20		5 10 15	1.5 3 4	3.5 7 11	20n 20n 20n	Q	60 30 20	100 50 40	E→Q E→Q E→Q	135 60 40	190 90 65	
CD 4502 BK	Rca	16-flat-1	M	-0.5	+20	200	5 10 15	1.5 3 4	3.5 7 11	20n 20n 20n	Q	60 30 20	100 50 40	E→Q E→Q E→Q	135 60 40	190 90 65	
HCC 4502 BD	Sgs	16-dil-5	M	-0.5	+20	200	5 10 15	1.5 3 4	3.5 7 11	20n 20n 20n	Q	60 30 20	100 50 40	E→Q E→Q E→Q	135 ¹ 60 40	190 90 65	
HCC 4502 BF	Sgs	16-dil-4	M	-0.5	+20	200	5 10 15	1.5 3 4	3.5 7 11	20n 20n 20n	Q	60 30 20	100 50 40	E→Q E→Q E→Q	135 60 40	190 90 65	
HCC 4502 BK	Sgs	16-flat-1	M	-0.5	+20	200	5 10 15	1.5 3 4	3.5 7 11	20n 20n 20n	Q	60 30 20	100 50 40	E→Q E→Q E→Q	135 60 40	190 90 65	
HCF 4502 BE	Sgs	16-dil-1	I	-0.5	+18	200	5 10 15	1.5 3 4	3.5 7 11	20n 20n 20n	Q	60 30 20	100 50 40	E→Q E→Q E→Q	135 60 40	190 90 65	
HCF 4502 BF	Sgs	16-dil-4	I	-0.5	+18	200	5 10 15	1.5 3 4	3.5 7 11	20n 20n 20n	Q	60 30 20	100 50 40	E→Q E→Q E→Q	135 60 40	190 90 65	
HCF 4502 BM	Sgs	16-mic-1	I	-0.5	+18	200	5 10 15	1.5 3 4	3.5 7 11	20n 20n 20n	Q	60 30 20	100 50 40	D→Q D→Q D→Q	135 60 40	190 90 65	
HD 14502 B	Hit		I	-0.5	+20	200	5 15	1.5 4	3.5 11		Q	40 15	180 65	D→Q D→Q	135 40	295 95	
HEF 4502 B	Sig		I	-0.5	+20	200	5 15	1.5 4	3.5 11		Q	40 15	180 65	D→Q D→Q	135 40	295 95	

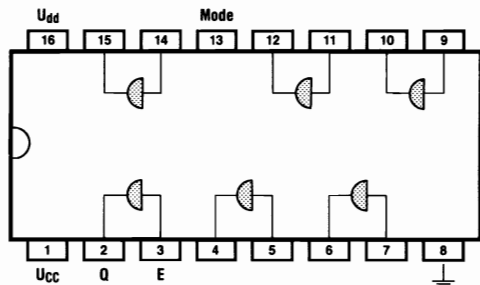
Inputs			Outp.
DIS	INH	E	Q
L	L	L	H
L	L	H	L
L	H	X	L
H	X	X	Z

4502		Range Data			Identification Data											
Type	Man	B Sec. 3 Pins- Art-Nr.	T _U	U _{dd}		P _{tot} max	U _{dd}	U _I		I _{dd} typ	t _{TR}		t _{PD}			
				V _{min}	V _{max}			V _{min}	V _{max}		Pin	↓	↑	Pin → Pin	↓	↑
CD 4502 BD	Rca	16-dil-5	M	-0.5	+20	200	5 10 15	1.5 3 4	3.5 7 11	20n 20n 20n	Q	60 30 20	100 50 40	E→Q E→Q E→Q	135 60 40	190 90 65

4503				Range Data			Identification Data							4503				Range Data			Identification Data												
Type	Man	B Sec. 3 Pins- Art-Nr.	Tu	U _{dd}		P _{tot} max	U _{dd}	U _{IL}	U _{IH}	I _{dd} typ	t _{TR}			t _{PD}			Type	Man	B Sec. 3 Pins- Art-Nr.	Tu	U _{dd}		P _{tot} max	U _{dd}	U _{IL}	U _{IH}	I _{dd} typ	t _{TR}			t _{PD}		
				V min	V max			V max	V min		μA	Pin	↓	↑	Pin	↓					↑	V min			V max	V max		V min	μA	Pin	↓	↑	Pin
				mW	V	V max	V min	μA	Pin	↓	↑	Pin	↓	↑	mW	V					V max	V min	μA	Pin	↓	↑	Pin	↓	↑				
CD 4503 BCM	Nsc	16-mic-1	I	-0.5	+18	200	5 10 15	1.5 3 4	3.5 7 11	(4 (8 (16	Q Q Q	45 23 18	45 23 18	E→Q E→Q E→Q	75 35 25	75 35 25	HCC 4503 BF	Sgs	16-dil-4	M	-0.5	+20	200	5 10 15	1.5 3 4	3.5 7 11	20n 20n 20n	Q Q Q	35 20 13	50 30 25	D→Q D→Q D→Q	55 25 17	75 35 25
CD 4503 BCN	Nsc	16-dil-1	I	-0.5	+18	700	5 10 15	1.5 3 4	3.5 7 11	(4 (8 (16	Q Q Q	45 23 18	45 23 18	E→Q E→Q E→Q	75 35 25	75 35 25	HCC 4503 BK	Sgs	16-flat-1	M	-0.5	+20	200	5 10 15	1.5 3 4	3.5 7 11	20n 20n 20n	Q Q Q	35 20 13	50 30 25	D→Q D→Q D→Q	55 25 17	75 35 25
CD 4503 BD	Rca	16-dil-5	M	-0.5	+20	200	5 10 15	1.5 3 4	3.5 7 11	20n 20n 20n	Q Q Q	35 20 13	50 20 25	E→Q E→Q E→Q	55 25 17	75 35 25	HCF 4503 BE	Sgs	16-dil-1	I	-0.5	+18	200	5 10 15	1.5 3 4	3.5 7 11	20n 20n 20n	Q Q Q	35 20 13	50 20 25	D→Q D→Q D→Q	55 25 17	75 35 25
CD 4503 BE	Rca	16-dil-1	I	-0.5	+20	200	5 10 15	1.5 3 4	3.5 7 11	20n 20n 20n	Q Q Q	35 20 13	50 20 25	E→Q E→Q E→Q	55 25 17	75 35 25	HCF 4503 BF	Sgs	16-dil-4	I	-0.5	+18	200	5 10 15	1.5 3 4	3.5 7 11	20n 20n 20n	Q Q Q	35 20 13	50 20 25	D→Q D→Q D→Q	55 25 17	75 35 25
CD 4503 BF	Rca	16-dil-4	M	-0.5	+20	200	5 10 15	1.5 3 4	3.5 7 11	20n 20n 20n	Q Q Q	35 20 13	50 30 25	E→Q E→Q E→Q	55 25 17	75 35 25	HD 14503 B	Hit	I	-0.5	+20	200	5 15	1.5 4	3.5 11		Q Q	45 18	45 18	E→Q E→Q	75 25	75 25	
CD 4503 BH	Rca	chip	M	-0.5	+20		5 10 15	1.5 3 4	3.5 7 11	20n 20n 20n	Q Q Q	35 20 13	50 30 25	E→Q E→Q E→Q	55 25 17	75 35 25	M 4503 BP	Mit	I	-0.5	+20	200	5 15	1.5 4	3.5 11		Q Q	45 18	45 18	E→Q E→Q	75 25	75 25	
CD 4503 BK	Rca	16-flat-1	M	-0.5	+20	200	5 10 15	1.5 3 4	3.5 7 11	20n 20n 20n	Q Q Q	35 20 13	50 20 25	E→Q E→Q E→Q	55 25 17	75 35 25	MC 14503 BAL	Mot	16-dil-4	M	-0.5	+18	500	5 10 15	1.5 3 4	3.5 7 11	2n 4n 6n	Q Q Q	45 23 18	45 23 18	E→Q E→Q E→Q	75 35 25	75 35 25
CD 4503 BMD	Nsc	16-dil-5	M	-0.5	+18	500	5 10 15	1.5 3 4	3.5 7 11	(1 (2 (4	Q Q Q	45 23 18	45 23 18	E→Q E→Q E→Q	75 35 25	75 35 25	MC 14503 BCL	Mot	16-dil-4	I	-0.5	+18	500	5 10 15	1.5 3 4	3.5 7 11	2n 4n 6n	Q Q Q	45 23 18	45 23 18	E→Q E→Q E→Q	75 35 25	75 35 25
CD 4503 BMJ	Nsc	16-dil-4	M	-0.5	+18	500	5 10 15	1.5 3 4	3.5 7 11	(1 (2 (4	Q Q Q	45 23 18	45 23 18	E→Q E→Q E→Q	75 35 25	75 35 25	MC 14503 BCP	Mot	16-dil-1	I	-0.5	+18	500	5 10 15	1.5 3 4	3.5 7 11	2n 4n 6n	Q Q Q	45 23 18	45 23 18	E→Q E→Q E→Q	75 35 25	75 35 25
CD 4503 BMW	Nsc	16-flat-1	M	-0.5	+18		5 10 15	1.5 3 4	3.5 7 11	(1 (2 (4	Q Q Q	45 23 18	45 23 18	E→Q E→Q E→Q	75 35 25	75 35 25	MN 4503 B	Mat	I	-0.5	+20	200	5 15	1.5 4	3.5 11		Q Q	45 18	45 18	E→Q E→Q	75 25	75 25	
HCC 4503 BD	Sgs	16-dil-5	M	-0.5	+20	200	5 10 15	1.5 3 4	3.5 7 11	20n 20n 20n	Q Q Q	35 20 13	50 30 25	D→Q D→Q D→Q	55 25 17	75 35 25	μPD 4501 BC	Nec	16-dil-2	I	-0.5	+18	200	5 10 15	1.5 3 4	3.5 7 11	2n 4n 6n	Q Q Q	45 23 18	45 23 18	E→Q E→Q E→Q	75 35 25	75 35 25
							5 10 15	1.5 3 4	3.5 7 11	20n 20n 20n	Q Q Q	35 20 13	50 30 25	D→Q D→Q D→Q	55 25 17	75 35 25	μPD 4503 BG	Nec	16-mic-1	I	-0.5	+18	200	5 10 15	1.5 3 4	3.5 7 11	2n 4n 6n	Q Q Q	45 23 18	45 23 18	E→Q E→Q E→Q	75 35 25	75 35 25

4504

Hex TTL-to-CMOS Level Shifter



Inputs			Outputs	
Mode	E	Level	Q	Level
L	L	CMOS	L	CMOS
L	H	CMOS	H	CMOS
H	L	TTL	L	CMOS
H	H	TTL	H	CMOS

4504			Range Data			Identification Data									
Type	Man	B Sec. 3 Pins- Art-Nr.	T _U	U _{dd}		P _{tot} max	U _{dd}	U _{IL} ·U _{NL}	U _{IH} ·U _{NH}	I _{dd} typ	t _{TR} n _{styp}		t _{PD} n _{styp}		
				V min	V max	mW	V	V max	V min	μA	Pin	↓	↑	Pin → Pin	↓
MC14504 BAL	Mot	16-dil-4	M	-0.5	+18	500	5 10 15			0.5n 1n 1.5n	Q	100 50 40	100 50 40		
MC14504 BCL	Mot	16-dil-4	I	-0.5	+18	500	5 10 15			0.5n 1n 1.5n	Q	100 50 40	100 50 40		
MC14504 BCP	Mot	16-dil-1	I	-0.5	+18	500	5 10 15			0.5n 1n 1.5n	Q	100 50 40	100 50 40		

4505	64 × 1-Bit Static RAM	4505		Range Data				Identification Data										
		Type	Man	B Sec. 3 Pins- Art-Nr.	T _U	U _{dd}		P _{tot} max	U _{dd}	U _{IL}	U _{IH}	I _{dd} typ	t _{TR} n _{styp}			t _{PD} n _{styp}		
						V min	V max			V max	V min		μA	Pin	↓	↑	Pin ↓	Pin ↑
HEF 4505 BD	Val	14-dil-4	I	-0,5	+18	500	5 10 15	1,5 3 4	3,5 7 11	(50 100 200)	1) 1) 1)	105 60 55	105 60 55	2) 2) 2)	350 250 210	220 125 75		
HEF 4505 BP	Val	14-dil-1	I	-0,5	+18	500	5 10 15	1,5 3 4	3,5 7 11	(50 100 200)	1) 1) 1)	105 60 55	105 60 55	2) 2) 2)	350 250 210	220 125 75		
MC 14505 AL	Mot	14-dil-4	M	-0,5	+18		5 10 15				0,05 0,1 0,15	Q Q Q	160 80 65	180 90 75	3) 3) 3)	455 210 130		
MC 14505 CL	Mot	14-dil-4	I	-0,5	+18		5 10 15				0,05 0,1 0,15	Q Q Q	160 80 65	180 90 75	3) 3) 3)	455 210 130		
MC 14505 CP	Mot	14-dil-1	I	-0,5	+18		5 10 15				0,05 0,1 0,15	Q Q Q	160 80 65	180 90 75	3) 3) 3)	455 210 130		

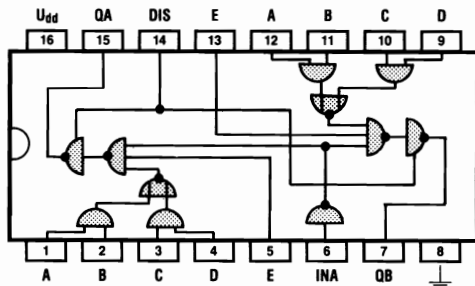
CE1	CE2	strobe	R/W	Function
L	X	X	X	-
X	L	X	X	-
X	X	L	X	-
H	H	H	L	write
H	H	H	H	read

A0...A5 = Address Inputs

1) Output disable time 2) Read and write cycle time
3) Read cycle time

4506

Dual Expandable AND/OR Gate



Inputs							Outp.
A	B	C	D	E	INA	DIS	Q
X	X	X	X	X	X	H	Z
X	X	X	X	X	H	L	L
L	L	L	L	H	L	L	H
L	X	L	X	H	L	L	H
L	X	X	L	H	L	L	H
X	L	L	X	H	L	L	H
X	L	X	L	H	L	L	H
H	H	X	X	X	X	L	L
X	X	H	H	X	X	L	L
X	X	X	X	L	X	L	L

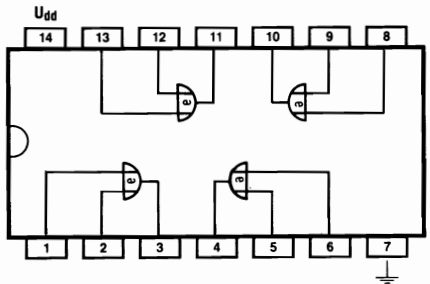
4506

Range Data

Identification Data

Type	Man	B Sec. 3 Pins- Art-Nr.	T _U	U _{DD}		P _{tot} max	U _{DD}		I _{DD} typ	t _{TR}		t _{PD}				
				V	V		V	V		Pin	Pin	Pin	Pin			
				min	max		max	min		↓	↑	↓	↑			
HD 14506 B	Hit		I	-0.5	+20	200	5	1.5	3.5	Q	100	180	E · Q	270	295	
							15	4	11	Q	40	65	E · Q	65	75	
MC 14506 UBAL	Mot	16-dil-4	M	-0.5	+18	500	5	1	4	2n	Q	100	100	E · Q	270	295
							10	2	8	4n	Q	50	50	E · Q	95	110
							15	2.5	12.5	6n	Q	40	40	E · Q	65	75
MC 14506 UBCL	Mot	16-dil-4	I	-0.5	+18	500	5	1	4	2n	Q	100	100	E · Q	270	295
							10	2	8	4n	Q	50	50	E · Q	95	110
							15	2.5	12.5	6n	Q	40	40	E · Q	65	75
MC 14506 UBPC	Mot	16-dil-1	I	-0.5	+18	500	5	1	4	2n	Q	100	100	E · Q	270	295
							10	2	8	4n	Q	50	50	E · Q	95	110
							15	2.5	12.5	6n	Q	40	40	E · Q	65	75

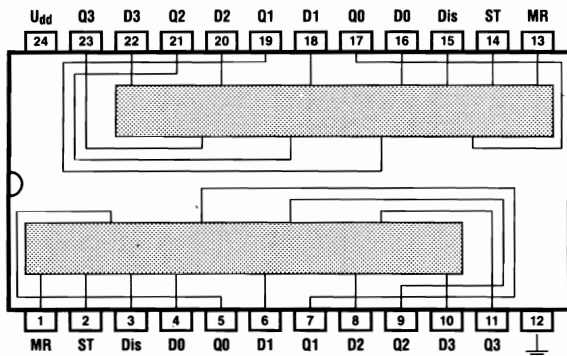
4507	Quad Exclusive-OR Gate	4507			Range Data			Identification Data										
		Type	Man	B Sec. 3 Pins- Art-Nr.	T _U	U _{dd}		P _{tot} max	U _{dd}	U _{IL} UNL	U _{IH} UNH	I _{dd} typ	t _{TR} n _{styp}		t _{PD} n _{styp}			
						V min	V max						mW	V	V max	V min	μA	Pin ↓
MC14507AL	Mot	14-dil-4	M	-0.5	+18	5	10	15				1.2n	Q	70	70	E · Q	100	100
												2.8n	Q	35	35	E · Q	40	40
												6.6n	Q	25	25	E · Q	30	30
MC14507CL	Mot	14-dil-4	I	-0.5	+18	5	10	15				1.2n	Q	70	70	E · Q	100	100
												2.8n	Q	35	35	E · Q	40	40
												6.6n	Q	25	25	E · Q	30	30
MC14507CP	Mot	14-dil-1	I	-0.5	+18	5	10	15				1.2n	Q	70	70	E · Q	100	100
												2.8n	Q	35	35	E · Q	40	40
												6.6n	Q	25	25	E · Q	30	30



Inputs		Outp.
A	B	Q
L	L	L
L	H	H
H	L	H
H	H	L

4508

Dual 4-Bit Latch



DIS	ST	MR	D	Function
H	X	X	X	Q = Z
X	X	H	X	Q = L
L	H	L	L	Q = L
L	H	L	H	Q = H
L	L	L	L	Latch = L
L	L	L	H	Latch = H

4508			Range Data			Identification Data										
Type	Man	B Sec. 3 Pins-Art-Nr.	T _U	U _{dd}		P _{tot} max mW	U _{dd} V	U _{IL}	U _{IH}	I _{dd} typ μA	t _{TR} n _s typ		t _{PD} n _s typ			
				V min	V max			V max	V min		Pin ↓	Pin ↑	Pin ↓	Pin ↑		
CD 4508 BD	Rca	24-dil-5	M	-0.5	+20	200	5 10 15	1.5 3 4	3.5 7 11	40n 40n 40n	Q Q Q	100 50 40	100 50 40	D → Q D → Q D → Q	105 60 45	105 60 45
CD 4508 BE	Rca	24-dil-1	I	-0.5	+20	200	5 10 15	1.5 3 4	3.5 7 11	40n 40n 40n	Q Q Q	100 50 40	100 50 40	D → Q D → Q D → Q	105 60 45	105 60 45
CD 4508 BF	Rca	24-dil-4	M	-0.5	+20	200	5 10 15	1.5 3 4	3.5 7 11	40n 40n 40n	Q Q Q	100 50 40	100 50 40	D → Q D → Q D → Q	105 60 45	105 60 45
CD 4508 BH	Rca	chip	M	-0.5	+20		5 10 15	1.5 3 4	3.5 7 11	40n 40n 40n	Q Q Q	100 50 40	100 50 40	D → Q D → Q D → Q	105 60 45	105 60 45
CD 4508 BK	Rca	24-flat-1	M	-0.5	+20	200	5 10 15	1.5 3 4	3.5 7 11	40n 40n 40n	Q Q Q	100 50 40	100 50 40	D → Q D → Q D → Q	105 60 45	105 60 45
HCC 4508 BD	Sgs	24-dil-5	M	-0.5	+20	200	5 10 15	1.5 3 4	3.5 7 11	40n 40n 40n	Q Q Q	100 50 40	100 50 40	D → Q D → Q D → Q	105 60 45	105 60 45
HCC 4508 BF	Sgs	24-dil-4	M	-0.5	+18	200	5 10 15	1.5 3 4	3.5 7 11	40n 40n 40n	Q Q Q	100 50 40	100 50 40	D → Q D → Q D → Q	105 60 45	105 60 45
HCC 4508 BK	Sgs	24-flat-1	M	-0.5	+18	200	5 10 15	1.5 3 4	3.5 7 11	40n 40n 40n	Q Q Q	100 50 40	100 50 40	D → Q D → Q D → Q	105 60 45	105 60 45
HCF 4508 BD	Sgs	24-dil-5	I	-0.5	+20	200	5 10 15	1.5 3 4	3.5 7 11	40n 40n 40n	Q Q Q	100 50 40	100 50 40	D → Q D → Q D → Q	105 60 45	105 60 45
HCF 4508 BE	Sgs	24-dil-1	I	-0.5	+18	200	5 10 15	1.5 3 4	3.5 7 11	40n 40n 40n	Q Q Q	100 50 40	100 50 40	D → Q D → Q D → Q	105 60 45	105 60 45
HCF 4508 BF	Sgs	24-dil-4	I	-0.5	+18	200	5 10 15	1.5 3 4	3.5 7 11	40n 40n 40n	Q Q Q	100 50 40	100 50 40	D → Q D → Q D → Q	105 60 45	105 60 45

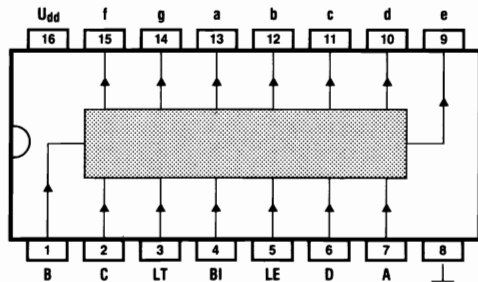
4510		BCD Up/Down Counter							4510			Range Data			Identification Data					
Type	Man	B Sec. 3 Pins- Art-Nr.	T _U	U _{dd}		P _{tot} max mW	U _{dd} V	U _{IL}	U _{IH}	I _{dd} typ μA	t _{TR} n _{styp}		t _{PD} n _{styp}							
				V min	V max			V max	V min		Pin	↓	↑	Pin ↑ Pin	↓	↑				
CD4510BD	Rca	16-dil-5	M	-0.5	+20	200	5 10 15	1.5 3 7	3.5 7 40n	40n	Q Q	100 50	100 50	T-Q T-Q	200 100	200 100				
CD4510BE	Rca	16-dil-1	I	-0.5	+20	200	5 10 15	1.5 3 7	3.5 7 40n	40n	Q Q	100 50	100 50	T-Q T-Q	200 100	200 100				
CD4510BF	Rca	16-dil-4	M	-0.5	+20	200	5 10 15	1.5 3 7	3.5 7 40n	40n	Q Q	100 50	100 50	T-Q T-Q	200 100	200 100				
CD4510BH	Rca	chip	M	-0.5	+20	200	5 10 15	1.5 3 7	3.5 7 40n	40n	Q Q	100 50	100 50	T-Q T-Q	200 100	200 100				
CD4510BK	Rca	16-flat-1	M	-0.5	+20	200	5 10 15	1.5 3 7	3.5 7 40n	40n	Q Q	100 50	100 50	T-Q T-Q	200 100	200 100				
CD4510BMD	Nsc	16-dil-5	M	-0.5	+18	500	5 10 15	1.5 3 7	3.5 7 0,15	0,05 0,1 0,15	Q Q	100 50	100 50	T-Q T-Q	220 100	220 100				
CD4510BMJ	Nsc	16-dil-4	M	-0.5	+18	500	5 10 15	1.5 3 7	3.5 7 0,15	0,05 0,1 0,15	Q Q	100 50	100 50	T-Q T-Q	220 100	220 100				
CD4510BMW	Nsc	16-flat-1	M	-0.5	+18	500	5 10 15	1.5 3 7	3.5 7 0,15	0,05 0,1 0,15	Q Q	100 50	100 50	T-Q T-Q	220 100	220 100				
HCC4510BD	Sgs	16-dil-5	M	-0.5	+20	200	5 10 15	1.5 3 7	3.5 7 40n	40n	Q Q	100 50	100 50	T-Q T-Q	200 100	200 100				
HCC4510BF	Sgs	16-dil-4	M	-0.5	+20	200	5 10 15	1.5 3 7	3.5 7 40n	40n	Q Q	100 50	100 50	T-Q T-Q	200 100	200 100				
HCC4510BK	Sgs	16-flat-1	M	-0.5	+20	200	5 10 15	1.5 3 7	3.5 7 40n	40n	Q Q	100 50	100 50	T-Q T-Q	200 100	200 100				

Carry _{in}	V/R	PE	R	Function
H	X	L	L	no count
L	H	L	L	count up
L	L	L	L	count down
X	X	H	L	preset
X	X	X	H	reset

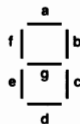
4510		Range Data			Identification Data											
Type	Man	B Sec. 3 Pins- Art-Nr.	T _U	U _{dd}		P _{tot} max mW	U _{dd} V	U _{IL}	U _{IH}	I _{dd} typ μA	t _{TR} n _{styp}		t _{PD} n _{styp}			
				V min	V max			V max	V min		Pin	↓	↑	Pin ↑ Pin	↓	↑
CD4510BCJ	Nsc	16-dil-4	I	-0.5	+18	500	5 10 15	1.5 3 7	3.5 7 0,15	0,05 0,1 0,15	Q Q Q	100 50 40	100 50 40	T-Q T-Q T-Q	220 100 80	220 100 80
CD4510BCN	Nsc	16-dil-1	I	-0.5	+18	700	5 10 15	1.5 3 7	3.5 7 0,15	0,05 0,1 0,15	Q Q Q	100 50 40	100 50 40	T-Q T-Q T-Q	220 100 80	220 100 80

4511

BCD-to-7 Segment Latch/ Decoder/Driver



LE	BI	LT	D	C	B	A	Display
X	X	L	X	X	X	X	8
X	L	H	X	X	X	X	blank
H	H	H	X	X	X	X	latch
L	H	H	L	L	L	L	0
L	H	H	L	L	L	H	1
.
.
L	H	H	H	L	L	H	9
L	H	H	H	L	H	L	blank
L	H	H	H	L	H	H	blank
.
.
L	H	H	H	H	H	H	blank



4511

Range Data

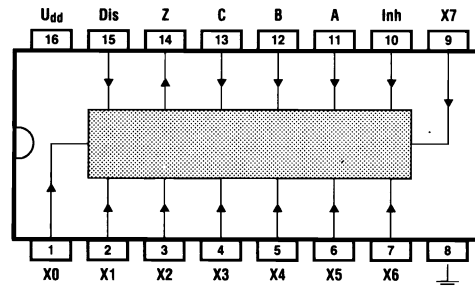
Identification Data

Type	Man	B Sec. 3 Pins- Art-Nr.	T _U	U _{dd}		P _{tot} max	U _{dd}	U _{IL}	U _{IH}	I _{dd} typ	t _{TR} n _{styp}		t _{PD} n _{styp}			
				V	V	mW		V	V		Pin	↓	↑	Pin	↓	↑
				min	max			V	V		μA			Pin		
CD4511BCJ	Nsc	16-dil-4	I	-0.5	+18	500	5	1.5	3.5		Q 125 40					
				10			10	3	7		Q 75 30					
				15			15	4	11		Q 65 25					
CD4511BCN	Nsc	16-dil-1	I	-0.5	+18	700	5	1.5	3.5	(20	Q 125 40	D -O 720 640				
				10			10	3	7	(40	Q 75 30	D -O 290 250				
				15			15	4	11	(80	Q 65 25	D -O 195 175				
CD4511BCWM	Nsc	16-mic-2	I	-0.5	+18	500	5	1.5	3.5	(20	Q 125 40	D -O 720 640				
				10			10	3	7	(40	Q 75 30	D -O 290 250				
				15			15	4	11	(80	Q 65 20	D -O 195 175				
CD4511BD	Rca	16-dil-5	M	-0.5	+20	200	5	1.5	3.5	40n	Q 125 40	E -O 520 660				
				10			10	3	7	40n	Q 75 30	E -O 210 260				
				15			15	4	11	40n	Q 65 25	E -O 150 180				
CD4511BE	Rca	16-dil-1	I	-0.5	+20	200	5	1.5	3.5	40n	Q 125 40	E -O 520 660				
				10			10	3	7	40n	Q 75 30	E -O 210 260				
				15			15	4	11	40n	Q 65 25	E -O 150 180				
CD4511BF	Rca	16-dil-4	M	-0.5	+20	200	5	1.5	3.5	40n	Q 125 40	E -O 520 660				
				10			10	3	7	40n	Q 75 30	E -O 210 260				
				15			15	4	11	40n	Q 65 25	E -O 150 180				
CD4511BH	Rca	chip	M	-0.5	+20		5	1.5	3.5	40n	Q 125 40	E -O 520 660				
				10			10	3	7	40n	Q 75 30	E -O 210 260				
				15			15	4	11	40n	Q 65 25	E -O 150 180				
CD4511BK	Rca	16-flat-1	M	-0.5	+20	200	5	1.5	3.5	40n	Q 125 40	E -O 520 660				
				10			10	3	7	40n	Q 75 30	E -O 210 260				
				15			15	4	11	40n	Q 65 25	E -O 150 180				
CD4511BMD	Nsc	16-dil-5	M	-0.5	+18	500	5	1.5	3.5		Q 125 40					
				10			10	3	7		Q 75 30					
				15			15	4	11		Q 65 25					
CD4511BMJ	Nsc	16-dil-4	M	-0.5	+18	700	5	1.5	3.5	(5	Q 125 40	D -O 720 640				
				10			10	3	7	(10	Q 75 30	D -O 290 250				
				15			15	4	11	(20	Q 65 25	D -O 195 175				
CD4511BMW	Nsc	16-flat-1	M	-0.5	+18	700	5	1.5	3.5	(5	Q 125 40	D -O 720 640				
				10			10	3	7	(10	Q 75 30	D -O 290 250				
				15			15	4	11	(20	Q 65 25	D -O 195 175				

4511			Range Data			Identification Data												
Type	Man	B Sec. 3 Pins- Art-Nr.	T _U	U _{dd}		P _{tot} max	U _{dd}	U _{IL} UNL		U _{IH} UNH		I _{dd} typ	t _{TR} n _{styp}			t _{PD} n _{styp}		
				V min	V max			V	V max	V min	μA		Pin	↓	↑	Pin	↓	↑
μPD4511 BAC	Nec	16-dil-2	I	-0.5	+18		5	1,5	3,5	5n	Q	125	40	E→Q	720	640		
							10	3	7	10n	Q	75	30	E→Q	290	250		
							15	4	11	15n	Q	65	25	E→Q	200	175		
μPD4511 BC	Nec	16-dil-2	I	-0.5	+18		5	1,5	3,5	5n	Q	125	40	E→Q	720	640		
							10	3	7	10n	Q	75	30	E→Q	290	250		
							15	4	11	15n	Q	65	25	E→Q	200	175		
HD74HC4511 BP	Hit		I	-0.5	+7	500	2						E→Q	300	300			
LR74HC4511 BP	Sha		I	-0.5	+7	500	2						E→Q	300	300			
M74HC4511 BP	Mit		I	-0.5	+7	500	2						E→Q	300	300			
MM54HC4511 E	Nsc	chip	M	-0.5	+7	600	2	0,5	1,5					E→Q	300	300		
							4,5	1,35	3,15					E→Q	60	60		
							6	1,8	4,2	8				E→Q	51	51		
MM54HC4511 J	Nsc	16-dil-4	M	-0.5	+7	600	2	0,5	1,5					E→Q	300	300		
							4,5	1,35	3,15					E→Q	60	60		
							6	1,8	4,2	8				E→Q	51	51		
MM54HC4511 W	Nsc	16-flat-1	M	-0.5	+7	600	2	0,5	1,5					E→Q	300	300		
							4,5	1,35	3,15					E→Q	60	60		
							6	1,8	4,2	8				E→Q	51	51		
MM74HC4511 M	Nsc	16-mic-1	I	-0.5	+7	500	2	0,5	1,5					E→Q	300	300		
							4,5	1,35	3,15					E→Q	60	60		
							6	1,8	4,2	8				E→Q	51	51		
MM74HC4511 N	Nsc	16-dil-1	I	-0.5	+7	600	2	0,5	1,5					E→Q	300	300		
							4,5	1,35	3,15					E→Q	60	60		
							6	1,8	4,2	8				E→Q	51	51		
MSM74HC4511BP	Oki		I	-0.5	+7	500	2						E→Q	300	300			
							6							E→Q	51	51		
TC74HC4511 BP	Tos		I	-0.5	+7	500	2							E→Q	300	300		
							6							E→Q	51	51		

4512

8-Channel Data Selector

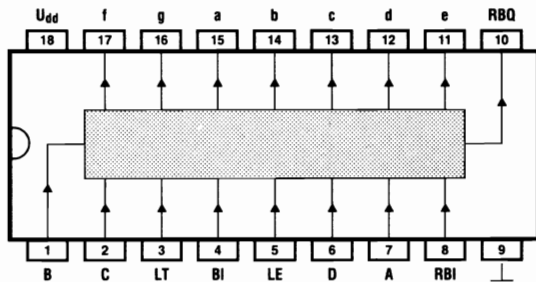


Inputs					Outp.
INH	DIS	C	B	A	Z
H	L	X	X	X	L
X	H	X	X	X	Z
L	L	L	L	L	X0
L	L	L	L	H	X1
L	L	L	H	L	X2
L	L	L	H	H	X3
L	L	H	L	L	X4
L	L	H	L	H	X5
L	L	H	H	L	X6
L	L	H	H	H	X7

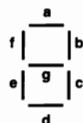
4512			Range Data				Identification Data						4512			Range Data				Identification Data																	
Type	Man	B Sec. 3 Pins- Art-Nr.	T _U	U _{dd}		P _{tot} max	U _{dd}	U _{IL} ·U _{NL}		U _{IH} ·U _{NH}		I _{dd} typ	I _{TR} n _{styp}			I _{PD} n _{styp}			Type	Man	B Sec. 3 Pins- Art-Nr.	T _U	U _{dd}		P _{tot} max	U _{dd}	U _{IL} ·U _{NL}		U _{IH} ·U _{NH}		I _{dd} typ	I _{TR} n _{styp}			I _{PD} n _{styp}		
				V min	V max			V	V max	V min	V min		μA	Pin	↓	↑	Pin Pin	↓					↑	V			V min	V max	mW	V		V max	V min	μA	Pin	↓	↑
BU 4512 B	Toy		I	-0.5	+20	200	5 15	1.5 4	3.5 11			Q	130 50	225 80	E -Q E -Q	330 85	330 85		CD 4512 CJ	Nsc	16-dil-4	I	-0.5	+18	500	5 10 15	1.5 3 4	3.5 7 11	5n 10n 15n	Q	70 35 25	70 35 25	X -Z X -Z X -Z	225 75 57	225 75 57		
CD 4512 BCJ	Nsc	16-dil-4	I	-0.5	+18	500	5 10 15	1.5 3 4	3.5 7 11	5n 10n 15n	Q	70 35 25	70 35 25	X -Z X -Z X -Z	225 75 57	225 75 57		CD 4512 CN	Nsc	16-dil-1	I	-0.5	+18	500	5 10 15	1.5 3 4	3.5 7 11	5n 10n 15n	Q	70 35 25	70 35 25	X -Z X -Z X -Z	225 75 57	225 75 57			
CD 4512 BCM	Nsc	16-mic-1	I	-0.5	+18	500	5 10 15	1.5 3 4	3.5 7 11	5n 10n 15n	Q	70 35 25	70 35 25	X -Z X -Z X -Z	225 75 57	225 75 57		CD 4512 MD	Nsc	16-dil-5	M	-0.5	+18	500	5 10 15	1.5 3 4	3.5 7 11	5n 10n 15n	Q	70 35 25	70 35 25	X -Z X -Z X -Z	225 75 57	225 75 57			
CD 4512 BCN	Nsc	16-dil-1	I	-0.5	+18	700	5 10 15	1.5 3 4	3.5 7 11	5n 10n 15n	Q	70 35 25	70 35 25	X -Z X -Z X -Z	225 75 57	225 75 57		CD 4512 MJ	Nsc	16-dil-4	M	-0.5	+18	500	5 10 15	1.5 3 4	3.5 7 11	5n 10n 15n	Q	70 35 25	70 35 25	X -Z X -Z X -Z	225 75 57	225 75 57			
CD 4512 BD	Rca	16-dil-5	M	-0.5	+20	200	5 10 15	1.5 3 4	3.5 7 11	40n 40n 40n	Q	100 50 40	100 50 40	X -Z X -Z X -Z	180 75 55	180 75 55		CD 4512 MW	Nsc	16-flat-1	M	-0.5	+18		5 10 15	1.5 3 4	3.5 7 11	5n 10n 15n	Q	70 35 25	70 35 25	X -Z X -Z X -Z	225 75 57	225 75 57			
CD 4512 BE	Rca	16-dil-1	I	-0.5	+20	200	5 10 15	1.5 3 4	3.5 7 11	40n 40n 40n	Q	100 50 40	100 50 40	X -Z X -Z X -Z	180 75 55	180 75 55		HCC 4512 BD	Sgs	16-dil-5	M	-0.5	+20	200	5 10 15	1.5 3 4	3.5 7 11	40n 40n 40n	Q	100 50 40	100 50 40	D -Q D -Q D -Q	180 75 55	180 75 55			
CD 4512 BF	Rca	16-dil-4	M	-0.5	+20	200	5 10 15	1.5 3 4	3.5 7 11	40n 40n 40n	Q	100 50 40	100 50 40	X -Z X -Z X -Z	180 75 55	180 75 55		HCC 4512 BF	Sgs	16-dil-4	M	-0.5	+20	200	5 10 15	1.5 3 4	3.5 7 11	40n 40n 40n	Q	100 50 40	100 50 40	D -Q D -Q D -Q	180 75 55	180 75 55			
CD 4512 BH	Rca	chip	M	-0.5	+20		5 10 15	1.5 3 4	3.5 7 11	40n 40n 40n	Q	100 50 40	100 50 40	X -Z X -Z X -Z	180 75 55	180 75 55		HCC 4512 BK	Sgs	16-flat-1	M	-0.5	+20	200	5 10 15	1.5 3 4	3.5 7 11	40n 40n 40n	Q	100 50 40	100 50 40	D -Q D -Q D -Q	180 75 55	180 75 55			
CD 4512 BK	Rca	16-flat-1	M	-0.5	+20	200	5 10 15	1.5 3 4	3.5 7 11	40n 40n 40n	Q	100 50 40	100 50 40	X -Z X -Z X -Z	180 75 55	180 75 55		HCF 4512 BE	Sgs	16-dil-1	I	-0.5	+18	200	5 10 15	1.5 3 4	3.5 7 11	40n 40n 40n	Q	100 50 40	100 50 40	D -Q D -Q D -Q	180 75 55	180 75 55			
CD 4512 BMD	Nsc	16-dil-5	M	-0.5	+18	500	5 10 15	1.5 3 4	3.5 7 11	5n 10n 15n	Q	70 35 25	70 35 25	X -Z X -Z X -Z	225 75 57	225 75 57		HCF 4512 BF	Sgs	16-dil-4	I	-0.5	+18	200	5 10 15	1.5 3 4	3.5 7 11	40n 40n 40n	Q	100 50 40	100 50 40	D -Q D -Q D -Q	180 75 55	180 75 55			
CD 4512 BMJ	Nsc	16-dil-4	M	-0.5	+18	700	5 10 15	1.5 3 4	3.5 7 11	5n 10n 15n	Q	70 35 25	70 35 25	X -Z X -Z X -Z	225 75 57	225 75 57		HCF 4512 BM	Sgs	16-mic-1	I	-0.5	+18	200	5 10 15	1.5 3 4	3.5 7 11	40n 40n 40n	Q	100 50 40	100 50 40	D -Q D -Q D -Q	180 75 55	180 75 55			
CD 4512 BMW	Nsc	16-flat-1	M	-0.5	+18	700	5 10 15	1.5 3 4	3.5 7 11	5n 10n 15n	Q	70 35 25	70 35 25	X -Z X -Z X -Z	225 75 57	225 75 57																					

4512			Range Data				Identification Data						4512			Range Data				Identification Data													
Type	Man	B Sec. 3 Pins- Art-Nr.	TU	U _{dd}		P _{tot} max	U _{dd}	U _{IL}	U _{IH}	I _{dd} typ	I _{TR} n _s typ			I _{pd} n _s typ			Type	Man	B Sec. 3 Pins- Art-Nr.	TU	U _{dd}		P _{tot} max	U _{dd}	U _{IL}	U _{IH}	I _{dd} typ	I _{TR} n _s typ			I _{pd} n _s typ		
				V min	V max	mW		V	V max		V min	μA	Pin	↓	↑	Pin					↓	↑	V min		V max	mW		V	V max	V min	μA	Pin	↓
HD 14512 B	Hit		I	-0.5	+20	200	5	1.5	3.5		Q	130	225	E -Q	330	330	TC 4512 BF	Tos	16-mic-3	I	-0.5	+20	180	5	1.5	3.5	5n	Q	80	80	X -Z	210	210
						15	4	11		Q	50	80	E -Q	85	85								10	3	7	10n	Q	50	50	X -Z	85	85	
										Q	40	40	X -Z	60	60								15n	Q	40	40	X -Z	60	60				
HEF 4512 B	Sig		I	-0.5	+20	200	5	1.5	3.5		Q	130	225	E -Q	330	330	TC 4512 BP	Tos	16-dil-2	I	-0.5	+20	300	5	1.5	3.5	5n	Q	80	80	X -Z	210	210
						15	4	11		Q	50	80	E -Q	85	85								10	3	7	10n	Q	50	50	X -Z	85	85	
										Q	40	40	X -Z	60	60								15n	Q	40	40	X -Z	60	60				
HEF 4512 BD	Val	16-dil-4	I	-0.5	+18	500	5	1.5	3.5	(20	Q	60	60	E -Q	100	100	4512 BDC	Fch	16-dil-4	I	-0.5	+18	400	5	1.5	3.5	(20	Q	100	90	X -Z	150	150
						10	3	7	(40	Q	30	30	E -Q	40	40								10	3	7	(40	Q	40	40	X -Z	75	75	
						15	4	11	(80	Q	20	20	E -Q	30	30								15	4	11	(80	Q	30	33	X -Z	52	52	
HEF 4512 BP	Val	16-dil-1	I	-0.5	+18	500	5	1.5	3.5	(20	Q	60	60	E -Q	100	100	4512 BDM	Fch	16-dil-4	M	-0.5	+18	400	5	1.5	3.5	(5	Q	100	90	X -Z	150	150
						10	3	7	(40	Q	30	30	E -Q	40	40								10	3	7	(10	Q	40	40	X -Z	75	75	
						15	4	11	(80	Q	20	20	E -Q	30	30								15	4	11	(20	Q	30	33	X -Z	52	52	
HEF 4512 BT	Nsc	16-mic-1	I	-0.5	+18	400	5	1.5	3.5	(20	Q	60	60	E -Q	100	100	4512 BFC	Fch	16-flat-2	I	-0.5	+18	400	5	1.5	3.5	(20	Q	100	90	X -Z	150	150
						10	3	7	(40	Q	30	30	E -Q	40	40								10	3	7	(40	Q	40	40	X -Z	75	75	
						15	4	11	(80	Q	20	20	E -Q	30	30								15	4	11	(80	Q	30	33	X -Z	52	52	
LC 4512 B	Say		I	-0.5	+20	200	5	1.5	3.5		Q	130	225	E -Q	330	330	4512 BFM	Fch	16-flat-2	M	-0.5	+18	400	5	1.5	3.5	(5	Q	100	90	X -Z	150	150
						15	4	11		Q	50	80	E -Q	85	85								10	3	7	(10	Q	40	40	X -Z	75	75	
										Q	40	40	X -Z	60	60								15	4	11	(20	Q	30	33	X -Z	52	52	
M 4512 BP	Mit		I	-0.5	+20	200	5	1.5	3.5		Q	130	225	E -Q	330	330	4512 BPC	Fch	16-dil-1	I	-0.5	+18	400	5	1.5	3.5	(20	Q	100	90	X -Z	150	150
						15	4	11		Q	50	80	E -Q	85	85								10	3	7	(40	Q	40	40	X -Z	75	75	
										Q	40	40	X -Z	85	85								15	4	11	(80	Q	30	33	X -Z	52	52	
MC 14512 BAL	Mot	16-dil-4	M	-0.5	+18	500	5	1.5	3.5	5n	Q	100	100	X -Z	330	330	4512 DIE1	Sgs	chip	I	-0.5	+18	200	5	1.5	3.5	40n	Q	100	100	D -Q	180	180
						10	3	7	10n	Q	50	50	X -Z	125	125								10	3	7	(40	Q	50	50	D -Q	75	75	
						15	4	11	15n	Q	40	40	X -Z	85	85								15	4	11	(80	Q	40	40	D -Q	55	55	
MC 14512 BCL	Mot	16-dil-4	I	-0.5	+18	500	5	1.5	3.5	5n	Q	100	100	X -Z	330	330	μPD 4512 BC	Nec	16-dil-2	I	-0.5	+20	200	5	1.5	3.5	5n	Q	100	100	E -Q	225	225
						10	3	7	10n	Q	50	50	X -Z	125	125								10	3	7	10n	Q	50	50	E -Q	75	75	
						15	4	11	15n	Q	40	40	X -Z	85	85								15	4	11	15n	Q	37	37	E -Q	57	57	
MC 14512 BCP	Mot	16-dil-1	I	-0.5	+18	500	5	1.5	3.5	5n	Q	100	100	X -Z	330	330	μPD 4512 BG	Nec	16-mic-1	I	-0.5	+20	200	5	1.5	3.5	5n	Q	100	100	E -Q	225	225
						10	3	7	10n	Q	50	50	X -Z	125	125								10	3	7	10n	Q	50	50	E -Q	75	75	
						15	4	11	15n	Q	40	40	X -Z	85	85								15	4	11	15n	Q	37	37	E -Q	57	57	
MN 4512 B	Mat		I	-0.5	+20	200	5	1.5	3.5		Q	130	225	E -Q	330	330																	
						15	4	11		Q	50	80	E -Q	85	85																		
MSM 4512 B	Oki		I	-0.5	+20	200	5	1.5	3.5		Q	130	225	E -Q	330	330																	
						15	4	11		Q	50	80	E -Q	85	85																		
SCL 4512 B	Spr		I	-0.5	+20	200	5	1.5	3.5		Q	130	225	E -Q	330	330																	
						15	4	11		Q	50	80	E -Q	85	85																		

4513

BCD-to-7 Segment Latch/Decoder/
Driver, Ripple Blanking

Inputs								Outputs	
RBI	LE	BI	LT	D	C	B	A	RBQ	Display
X	X	X	L	X	X	X	X	?	8
X	X	L	H	X	X	X	X	?	blank
X	H	H	X	X	X	X	X	?	latch
H	L	H	H	L	L	L	L	H	blank
L	L	H	H	L	L	L	L	L	0
X	L	H	H	L	L	L	H	L	1
X	L	H	H	L	L	H	L	L	2
.
.
X	L	H	H	H	L	L	H	L	9
X	L	H	H	H	L	H	L	L	blank
X	L	H	H	H	L	H	H	L	blank
.
.
X	L	H	H	H	H	H	H	L	blank



4513

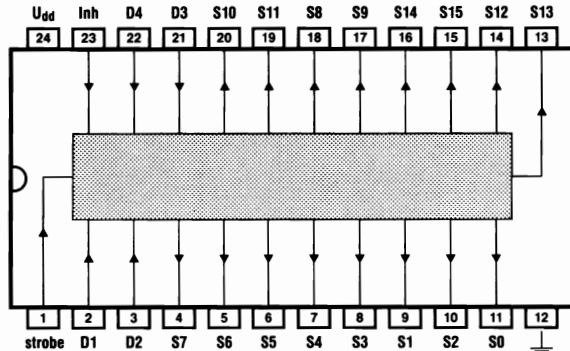
Range Data

Identification Data

Type	Man	B Sec. 3 Pins- Art-Nr.	TU	U _{dd}		P _{tot} max mW	U _{dd}			I _{dd} typ μA	I _{TR} n _{typ}			I _{PD} n _{typ}		
				V _{min}	V _{max}		V	U _{IL} *U _{NL}	U _{IH} *U _{NH}		V	V	V	Pin ↓	Pin ↑	Pin ↓
				V	V	V	V	V	μA	Pin	↓	↑	Pin	↓	↑	
MC14513 AL	Mot	18-dil-5	M	-0.5	+18		5	1.5	3.5	5n	Q	125	40	A-D-Q	720	640
							10	3	7	10n	Q	75	30	A-D-Q	290	250
							15	4	11	15n	Q	65	25	A-D-Q	200	175
MC14513 CL	Mot	18-dil-5	I	-0.5	+18		5	1.5	3.5	5n	Q	125	40	A-D-Q	720	640
							10	3	7	10n	Q	75	30	A-D-Q	290	250
							15	4	11	15n	Q	65	25	A-D-Q	200	175
MC14513 CP	Mot	18-dil-4	I	-0.5	+18		5	1.5	3.5	5n	Q	125	40	A-D-Q	720	640
							10	3	7	10n	Q	75	30	A-D-Q	290	250
							15	4	11	15n	Q	65	25	A-D-Q	200	175
μPD 4513 BC	Nec		I	-0.5	+20		5	1.5	3.5	5n	Q	125	40	E-Q	720	640
							10	3	7	10n	Q	75	30	E-Q	290	250
							15	4	11	15n	Q	65	25	E-Q	200	175

4514

4-to-16 Line Decoder with Latch



Inputs					Output
INH	D4	D3	D2	D1	Sn = High n =
H	X	X	X	X	-
L	L	L	L	L	0
L	L	L	L	H	1
L	L	L	H	L	2
.
.
L	H	H	H	L	14
L	H	H	H	H	15

All other Sn are Low

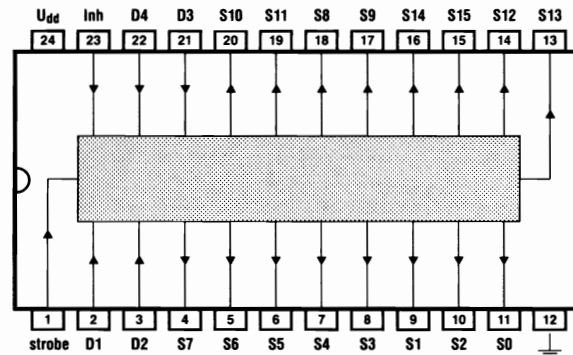
4514			Range Data			Identification Data										
Type	Man	B Sec. 3 Pins- Art-Nr.	TU	U _{dd}		P _{tot} max mW	U _{dd}	U _{IL} UNL	U _{IH} UNH	I _{dd} typ μA	t _{TR} n _{styp}			t _{PD} n _{styp}		
				V min	V max						V	V max	V min	μA	Pin	↓
CD4514BCJ	Nsc	24-dil-4	I	-0.5	+18	500	5 10 15	1.5 3 4	3.5 7 11	5n 10n 15n	Q Q Q	100 50 40	100 50 50	D-S D-S D-S	550 225 150	550 225 150
CD4514BCN	Nsc	24-dil-1	I	-0.5	+18	700	5 10 15	1.5 3 4	3.5 7 11	5n 10n 15n	Q Q Q	100 50 40	100 50 50	D-S D-S D-S	550 225 150	550 225 225
CD4514BCWM	Nsc	24-mic-2	I	-0.5	+18	500	5 10 15	1.5 3 4	3.5 7 11	5n 10n 15n	Q Q Q	100 50 40	100 50 40	D-S D-S D-S	550 225 150	550 225 150
CD4514BD	Rca	24-dil-5	M	-0.5	+20	200	5 10 15	1.5 3 4	3.5 7 11	40n 40n 40n	Q Q Q	100 50 40	100 50 40	D-S D-S D-S	485 185 135	485 185 135
CD4514BE	Rca	24-dil-1	I	-0.5	+20	200	5 10 15	1.5 3 4	3.5 7 11	40n 40n 40n	Q Q Q	100 50 40	100 50 40	D-S D-S D-S	485 185 135	485 185 135
CD4514BF	Rca	24-dil-4	M	-0.5	+20	200	5 10 15	1.5 3 4	3.5 7 11	40n 40n 40n	Q Q Q	100 50 40	100 50 40	D-S D-S D-S	485 185 135	485 185 135
CD4514BH	Rca	chip	M	-0.5	+20		5 10 15	1.5 3 4	3.5 7 11	40n 40n 40n	Q Q Q	100 50 40	100 50 40	D-S D-S D-S	485 185 135	485 185 135
CD4514BK	Rca	24-flat-1	M	-0.5	+20	200	5 10 15	1.5 3 4	3.5 7 11	40n 40n 40n	Q Q Q	100 50 40	100 50 40	D-S D-S D-S	485 185 135	485 185 135
CD4514BMD	Nsc	24-dil-5	M	-0.5	+18	500	5 10 15	1.5 3 4	3.5 7 11	5n 10n 15n	Q Q Q	100 50 40	100 50 50	D-S D-S D-S	550 225 150	550 225 150
CD4514BMJ	Nsc	24-dil-4	M	-0.5	+18	500	5 10 15	1.5 3 4	3.5 7 11	5n 10n 15n	Q Q Q	100 50 40	100 50 40	D-S D-S D-S	550 225 150	550 225 150
CD4514BMW	Nsc	24-flat-1	M	-0.5	+18		5 10 15	1.5 3 4	3.5 7 11	5n 10n 15n	Q Q Q	100 50 40	100 50 40	D-S D-S D-S	550 225 150	550 225 150

4514			Range Data				Identification Data							4514			Range Data				Identification Data																
Type	Man	B Sec. 3 Pins- Art-Nr.	TU	Udd		Ptot max	Udd	U _{IL} ·U _{NL}		U _{IH} ·U _{NH}		I _{dd} typ	I _{TR} n _{styp}			I _{pd} n _{styp}			Type	Man	B Sec. 3 Pins- Art-Nr.	TU	Udd		Ptot max	Udd	U _{IL} ·U _{NL}		U _{IH} ·U _{NH}		I _{dd} typ	I _{TR} n _{styp}			I _{pd} n _{styp}		
				V min	V max			mW	V	V max	V min		μA	Pin	↓	↑	Pin → Pin	↓					↑	V min			V max	mW	V	V max		V min	μA	Pin	↓	↑	Pin → Pin
HCC 4514 BD	Sgs	24-dil-5	M	-0.5	+20	200	5 10 15	1.5 3 4	3.5 7 11	40n 40n 40n	Q Q Q	100 50 40	100 50 40	D-S D-S D-S	485 185 135	485 185 135	MC 14514 AL	Mot	24-dil-4	M	-0.5	+18	500	5 10 15	1.5 3 4	3.5 7 11	5n 10n 15n	Q Q Q	100 50 40	180 90 65	D-S D-S D-S	550 225 150	550 225 150				
HCC 4514 BF	Sgs	24-dil-4	M	-0.5	+20	200	5 10 15	1.5 3 4	3.5 7 11	40n 40n 40n	Q Q Q	100 50 40	100 50 40	D-S D-S D-S	485 185 135	485 185 135	MC 14514 CL	Mot	24-dil-4	I	-0.5	+18	500	5 10 15	1.5 3 4	3.5 7 11	5n 10n 15n	Q Q Q	100 50 40	180 90 65	D-S D-S D-S	550 225 150	550 225 150				
HCC 4514 BK	Sgs	24-flat-1	M	-0.5	+20	200	5 10 15	1.5 3 4	3.5 7 11	40n 40n 40n	Q Q Q	100 50 40	100 50 40	D-S D-S D-S	485 185 135	485 185 135	MC 14514 CP	Mot	24-dil-1	I	-0.5	+18	500	5 10 15	1.5 3 4	3.5 7 11	5n 10n 15n	Q Q Q	100 50 40	180 90 65	D-S D-S D-S	550 225 150	550 225 150				
HCF 4514 BD	Sgs	24-dil-5	I	-0.5	+20	200	5 10 15	1.5 3 4	3.5 7 11	40n 40n 40n	Q Q Q	100 50 40	100 50 40	D-S D-S D-S	485 185 135	485 185 135	MN 4514 B	Mat		I	-0.5	+20	200	5 15	1.5 4	3.5 11		Q Q	100 40	180 85	D-S D-S	550 150	550 150				
HCF 4514 BE	Sgs	24-dil-1	I	-0.5	+18	200	5 10 15	1.5 3 4	3.5 7 11	40n 40n 40n	Q Q Q	100 50 40	100 50 40	D-S D-S D-S	485 185 135	485 185 135	MSM 4514 B	OkI		I	-0.5	+20	200	5 15	1.5 4	3.5 11		Q Q	100 40	180 65	D-S D-S	550 150	550 150				
HCF 4514 BF	Sgs	24-dil-4	I	-0.5	+18	200	5 10 15	1.5 3 4	3.5 7 11	40n 40n 40n	Q Q Q	100 50 40	100 50 40	D-S D-S D-S	485 185 135	485 185 135	SCL 4514 B	Spr		I	-0.5	+20	200	5 15	1.5 4	3.5 11		Q Q	100 40	180 65	D-S D-S	550 150	550 150				
HD 14514 B	Hit		I	-0.5	+20	200	5 15	1.5 4	3.5 11		Q Q	100 40	180 65	D-S D-S	550 150	550 150	TC 4514 BP	Tos	24-dil-1	I	-0.5	+20	300	5 10 15	1.5 3 4	3.5 7 11	5n 10n 15n	Q Q Q	80 50 40	80 50 40	D-S D-S D-S	260 110 80	260 110 80				
HEF 4514 B	Sig		I	-0.5	+20	200	5 15	1.5 4	3.5 11		Q Q	100 40	180 65	D-S D-S	550 150	550 150	4514 BDC	Fch	24-dil-4	I	-0.5	+18	400	5 10 15	1.5 3 4	3.5 7 11	(20 40 80)	Q Q Q	135 75 45	135 75 45	D-S D-S D-S	260 95 65	260 95 65				
HEF 4514 BD	Val	24-dil-4	I	-0.5	+18	500	5 10 15	1.5 3 4	3.5 7 11	(20 40 80)	Q Q Q	90 35 25	85 35 25	A-Q A-Q A-Q	260 95 65	270 95 65	4514 BDM	Fch	24-dil-4	M	-0.5	+18	400	5 10 15	1.5 3 4	3.5 7 11	(5 10 20)	Q Q Q	135 75 45	135 75 45	D-S D-S D-S	260 95 65	260 95 65				
HEF 4514 BP	Val	24-dil-1	I	-0.5	+18	500	5 10 15	1.5 3 4	3.5 7 11	(20 40 80)	Q Q Q	90 35 25	85 35 25	A-Q A-Q A-Q	260 95 65	270 95 65	4514 BFC	Fch	24-flat-1	I	-0.5	+18	400	5 10 15	1.5 3 4	3.5 7 11	(20 40 80)	Q Q Q	135 75 45	135 75 45	D-S D-S D-S	260 95 65	260 95 65				
HEF 4514 BT	Val	24-mic-2	I	-0.5	+18	400	5 10 15	1.5 3 4	3.5 7 11	(20 40 80)	Q Q Q	90 35 25	85 35 25	A-Q A-Q A-Q	260 95 65	270 95 65	4514 BFM	Fch	24-flat-1	M	-0.5	+18	400	5 10 15	1.5 3 4	3.5 7 11	(5 10 20)	Q Q Q	135 75 45	135 75 45	D-S D-S D-S	260 95 65	260 95 65				
M 4514 BP	Mit		I	-0.5	+20	200	5 15	1.5 4	3.5 11		Q Q	100 40	180 65	D-S D-S	550 150	550 150	4514 BPC	Fch	24-dil-1	I	-0.5	+18	400	5 10 15	1.5 3 4	3.5 7 11	(20 40 80)	Q Q Q	135 75 45	135 75 45	D-S D-S D-S	260 95 65	260 95 65				

4514			Range Data			Identification Data								
Type	Man	B Sec. 3 Pins- Art-Nr.	T _U	U _{dd}		P _{tot} max	U _{dd}	U _{IL} UNL	U _{IH} UNH	I _{dd} typ	t _{TR} ns _{typ}		t _{PD} ns _{typ}	
				V min	V max	mW	V	V max	V min	μA	Pin ↓	↑	Pin ↓	↑
4514 DIE1	Sgs	chip	I	-0.5	+18	200	5	1.5	3.5	40n	Q	100	100	D→S 485 485 D→S 185 185 D→S 135 135
μPD4514BC	Nec	24-dil-1	I	-0.5	+20	200	5	1.5	3.5	5n	Q	100	100	D→Q 550 550 D→Q 225 225 D→Q 150 150
HD74HC4514BP	Hit		I	-0.5	+7	500	2							D→S 120 80 D→S 22 16
M74HC4514BP	Mit		I	-0.5	+7	500	2							D→S 120 80 D→S 22 16
MM54HC4514J	Nsc	24-dil-4	M	-0.5	+7	600	2	0.5	1.5					D→Q 80 80 D→Q 18 18 D→Q 16 16
MM74HC4514N	Nsc	24-dil-1	I	-0.5	+7	600	2	0.5	1.5					D→Q 80 80 D→Q 18 18 D→Q 16 16
MM74HC4514WM	Nsc	24-mic-2	I	-0.5	+7	500	2	0.5	1.5					D→Q 80 80 D→Q 18 18 D→Q 16 16
MSM74HC4514BP	Oki		I	-0.5	+7	500	2							D→S 120 80 D→S 22 16
SN74HC4514BP	Tix		I	-0.5	+7	500	2							D→S 120 80 D→S 22 16
TC74HC4514BP	Tos		I	-0.5	+7	500	2							D→S 120 80 D→S 22 16

4515

4-to-16 Line Decoder with Latch



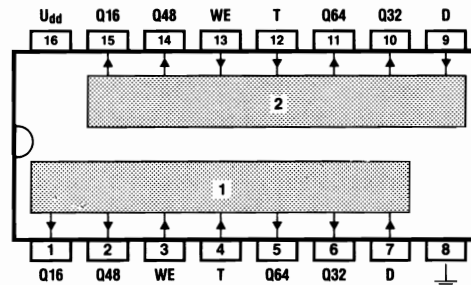
Inputs					Output
INH	D4	D3	D2	D1	S _n = Low n =
H	X	X	X	X	-
L	L	L	L	L	0
L	L	L	L	H	1
L	L	L	H	L	2
.
L	H	H	H	L	14
L	H	H	H	H	15

All other S_n are High

4515				Range Data			Identification Data							4515				Range Data			Identification Data												
Type	Man	B Sec. 3 Pins- Art-Nr.	T _U	U _{dd}		P _{tot} max	U _{dd}	U _{IL}	U _{IH}	I _{dd} typ	t _{TR}			t _{PD}			Type	Man	B Sec. 3 Pins- Art-Nr.	T _U	U _{dd}		P _{tot} max	U _{dd}	U _{IL}	U _{IH}	I _{dd} typ	t _{TR}			t _{PD}		
				V min	V max			V max	V min		μA	Pin ↓	↑	Pin ↓	↑	V min					V max	mW			V	V max		V min	μA	Pin ↓	↑	Pin ↓	↑
CD 4515 BCJ	Nsc	24-dil-4	I	-0.5	+18	500	5	1.5	3.5	5n	Q	100	100	D-S	550	550	HCC 4515 BD	Sgs	24-dil-5	M	-0.5	+20	200	5	1.5	3.5	40n	Q	100	100	D-S	485	485
							10	3	7	10n	Q	50	50	D-S	225	225								10	3	7	40n	Q	50	50	D-S	185	185
							15	4	11	15n	Q	40	40	D-S	150	150								15	4	11	40n	Q	40	40	D-S	135	135
CD 4515 BCN	Nsc	24-dil-1	I	-0.5	+18	700	5	1.5	3.5	5n	Q	100	100	D-S	550	550	HCC 4515 BF	Sgs	24-dil-4	M	-0.5	+20	200	5	1.5	3.5	40n	Q	100	100	D-S	485	485
							10	3	7	10n	Q	50	50	D-S	225	225								10	3	7	40n	Q	50	50	D-S	185	185
							15	4	11	15n	Q	40	40	D-S	150	150								15	4	11	40n	Q	40	40	D-S	135	135
CD 4515 BCWM	Nsc	24-mic-2	I	-0.5	+18	500	5	1.5	3.5	5n	Q	100	100	D-S	550	550	HCC 4515 BK	Sgs	24-flat-1	M	-0.5	+20	200	5	1.5	3.5	40n	Q	100	100	D-S	485	485
							10	3	7	10n	Q	50	50	D-S	225	225								10	3	7	40n	Q	50	50	D-S	185	185
							15	4	11	15n	Q	40	40	D-S	150	150								15	4	11	40n	Q	40	40	D-S	135	135
CD 4515 BD	Rca	24-dil-5	M	-0.5	+20	200	5	1.5	3.5	40n	Q	100	100	D-S	485	485	HCF 4515 BD	Sgs	24-dil-5	I	-0.5	+20	200	5	1.5	3.5	40n	Q	100	100	D-S	485	485
							10	3	7	40n	Q	50	50	D-S	185	185								10	3	7	40n	Q	50	50	D-S	185	185
							15	4	11	40n	Q	40	40	D-S	135	135								15	4	11	40n	Q	40	40	D-S	135	135
CD 4515 BE	Rca	24-dil-1	I	-0.5	+20	200	5	1.5	3.5	40n	Q	100	100	D-S	485	485	HCF 4515 BE	Sgs	24-dil-1	I	-0.5	+18	200	5	1.5	3.5	40n	Q	100	100	D-S	485	485
							10	3	7	40n	Q	50	50	D-S	185	185								10	3	7	40n	Q	50	50	D-S	185	185
							15	4	11	40n	Q	40	40	D-S	135	135								15	4	11	40n	Q	40	40	D-S	135	135
CD 4515 BF	Rca	24-dil-4	M	-0.5	+20	200	5	1.5	3.5	40n	Q	100	100	D-S	485	485	HCF 4515 BF	Sgs	24-dil-4	I	-0.5	+18	200	5	1.5	3.5	40n	Q	100	100	D-S	485	485
							10	3	7	40n	Q	50	50	D-S	185	185								10	3	7	40n	Q	50	50	D-S	185	185
							15	4	11	40n	Q	40	40	D-S	135	135								15	4	11	40n	Q	40	40	D-S	135	135
CD 4515 BH	Rca	chip	M	-0.5	+20		5	1.5	3.5	40n	Q	100	100	D-S	485	485	HD 14515 B	Hit		I	-0.5	+20	200	5	1.5	3.5	Q	100	180	D-S	550	550	
							10	3	7	40n	Q	50	50	D-S	185	185								15	4	11	Q	40	65	D-S	150	150	
							15	4	11	40n	Q	40	40	D-S	135	135																	
CD 4515 BK	Rca	24-flat-1	M	-0.5	+20	200	5	1.5	3.5	40n	Q	100	100	D-S	485	485	HEF 4515 B	Sig		I	-0.5	+20	200	5	1.5	3.5	Q	100	180	D-S	550	550	
							10	3	7	40n	Q	50	50	D-S	185	185								15	4	11	Q	40	65	D-S	150	150	
							15	4	11	40n	Q	40	40	D-S	135	135																	
CD 4515 BMD	Nsc	24-dil-5	M	-0.5	+18	500	5	1.5	3.5	5n	Q	100	100	D-S	550	550	HEF 4515 BD	Val	24-dil-4	I	-0.5	+18	500	5	1.5	3.5	(20	Q	90	85	A-Q	260	270
							10	3	7	10n	Q	50	50	D-S	225	225								15	4	11	(40	Q	35	35	A-Q	95	95
							15	4	11	15n	Q	40	40	D-S	150	150								15	4	11	(80	Q	25	25	A-Q	65	65
CD 4515 BMJ	Nsc	24-dil-4	M	-0.5	+18	500	5	1.5	3.5	5n	Q	100	100	D-S	550	550	HEF 4515 BP	Val	24-dil-1	I	-0.5	+18	500	5	1.5	3.5	(20	Q	90	85	A-Q	260	270
							10	3	7	10n	Q	50	50	D-S	225	225								15	4	11	(40	Q	35	35	A-Q	95	95
							15	4	11	15n	Q	40	40	D-S	150	150								15	4	11	(80	Q	25	25	A-Q	65	65
CD 4515 BMW	Nsc	24-flat-1	M	-0.5	+18		5	1.5	3.5	5n	Q	100	100	D-S	550	550	HEF 4515 BT	Val	24-mic-2	I	-0.5	+18	400	5	1.5	3.5	(20	Q	90	85	A-Q	260	270
							10	3	7	10n	Q	50	50	D-S	225	225								15	4	11	(40	Q	35	35	A-Q	95	95
							15	4	11	15n	Q	40	40	D-S	150	150	M 4515 BP	Mit		I	-0.5	+20	200	5	1.5	3.5	Q	100	180	D-S	550	550	

4516				Range Data			Identification Data							4516				Range Data			Identification Data												
Type	Man	B Sec. 3 Pins- Art-Nr.	T _U	U _{dd}		P _{tot} max	U _{dd}	U _{IL}	U _{IH}	I _{dd} typ	t _{TR}			t _{PD}		Type	Man	B Sec. 3 Pins- Art-Nr.	T _U	U _{dd}		P _{tot} max	U _{dd}	U _{IL}	U _{IH}	I _{dd} typ	t _{TR}			t _{PD}			
				V min	V max			V max	V min		μA	Pin	↓	↑	Pin → Pin					↓	↑			V min	V max		V max	V min	μA	Pin	↓	↑	Pin → Pin
HCC4516BD	Sgs	16-dil-5	M	-0.5	+20	200	5 10 15	1.5 3 7	3.5 7 11	40n 40n 40n	Q Q Q	100 50 40	100 50 40	T → Q T → Q T → Q	200 100 75	200 100 75	MC14516BCL	Mot	16-dil-4	I	-0.5	+18	500	5 10 15	1.5 3 7	3.5 7 11	5n 10n 15n	Q Q Q	100 50 40	100 50 40	T → Q T → Q T → Q	315 130 100	315 130 100
HCC4516BF	Sgs	16-dil-4	M	-0.5	+20	200	5 10 15	1.5 3 7	3.5 7 11	40n 40n 40n	Q Q Q	100 50 40	100 50 40	T → Q T → Q T → Q	200 100 75	200 100 75	MC14516BCP	Mot	16-dil-1	I	-0.5	+18	500	5 10 15	1.5 3 7	3.5 7 11	5n 10n 15n	Q Q Q	100 50 40	100 50 40	T → Q T → Q T → Q	315 130 100	315 130 100
HCC4516BK	Sgs	16-flat-1	M	-0.5	+20	200	5 10 15	1.5 3 7	3.5 7 11	40n 40n 40n	Q Q Q	100 50 40	100 50 40	T → Q T → Q T → Q	200 100 75	200 100 75	MN4516B	Mat		I	-0.5	+20	200	5 15	1.5 4	3.5 11		Q Q	100 40	180 65	E → Q E → Q	315 100	315 100
HCF4516BE	Sgs	16-dil-1	I	-0.5	+18	200	5 10 15	1.5 3 7	3.5 7 11	40n 40n 40n	Q Q Q	100 50 40	100 50 40	T → Q T → Q T → Q	200 100 75	200 100 75	MSM4516B	Oki		I	-0.5	+20	200	5 15	1.5 4	3.5 11		Q Q	100 40	180 65	E → Q E → Q	315 100	315 100
HCF4516BF	Sgs	16-dil-4	I	-0.5	+18	200	5 10 15	1.5 3 7	3.5 7 11	40n 40n 40n	Q Q Q	100 50 40	100 50 40	T → Q T → Q T → Q	200 100 75	200 100 75	NJU4516B	Njr		I	-0.5	+20	200	5 15	1.5 4	3.5 11		Q Q	100 40	180 65	E → Q E → Q	315 100	315 100
HD14516B	Hit		I	-0.5	+20	200	5 15	1.5 4	3.5 11		Q Q	100 40	180 65	E → Q E → Q	315 100	315 100	TC4516BF	Tos	16-mic-3	I	-0.5	+20	180	5 10 15	1.5 3 7	3.5 7 11	5n 10n 15n	Q Q Q	80 50 40	80 50 40	T → Q T → Q T → Q	210 85 60	210 85 60
HEF4516B	Sig		I	-0.5	+20	200	5 15	1.5 4	3.5 11		Q Q	100 40	180 65	E → Q E → Q	315 100	315 100	TC4516BP	Tos	16-dil-2	I	-0.5	+20	300	5 10 15	1.5 3 7	3.5 7 11	5n 10n 15n	Q Q Q	80 50 40	80 50 40	T → Q T → Q T → Q	210 85 60	210 85 60
HEF4516BD	Val	16-dil-4	I	-0.5	+18	500	5 10 15	1.5 3 7	3.5 7 11	(20 40 80)	Q Q Q	60 30 20	60 30 20	T → Q T → Q T → Q	145 60 45	155 65 45	TP4516B	Tix		I	-0.5	+20	200	5 15	1.5 4	3.5 11		Q Q	100 40	180 65	E → Q E → Q	315 100	315 100
HEF4516BP	Val	16-dil-1	I	-0.5	+18	500	5 10 15	1.5 3 7	3.5 7 11	(20 40 80)	Q Q Q	60 30 20	60 30 20	T → Q T → Q T → Q	145 60 45	155 65 45	4516BDC	Fch	16-dil-4	I	-0.5	+18	400	5 10 15	1.5 3 7	3.5 7 11	(20 40 80)	Q Q Q	65 25 18	60 31 23	T → Q T → Q T → Q	150 59 39	150 62 41
HEF4516BT	Val	16-mic-1	I	-0.5	+18	400	5 10 15	1.5 3 7	3.5 7 11	(20 40 80)	Q Q Q	60 30 20	60 30 20	T → Q T → Q T → Q	145 60 45	155 65 45	4516BDM	Fch	16-dil-4	M	-0.5	+18	400	5 10 15	1.5 3 7	3.5 7 11	(5 10 20)	Q Q Q	65 25 18	60 31 23	T → Q T → Q T → Q	150 59 39	150 62 41
M4516BP	Mit		I	-0.5	+20	200	5 15	1.5 4	3.5 11		Q Q	100 40	180 65	E → Q E → Q	315 100	315 100	4516BFC	Fch	16-flat-2	I	-0.5	+18	400	5 10 15	1.5 3 7	3.5 7 11	(20 40 80)	Q Q Q	65 25 18	60 31 23	T → Q T → Q T → Q	150 59 39	150 62 41
MC14516BAL	Mot	16-dil-4	M	-0.5	+18	500	5 10 15	1.5 3 7	3.5 7 11	5n 10n 15n	Q Q Q	100 50 40	100 50 40	T → Q T → Q T → Q	315 130 100	315 130 100	4516BFM	Fch	16-flat-2	M	-0.5	+18	400	5 10 15	1.5 3 7	3.5 7 11	(5 10 20)	Q Q Q	65 25 18	60 31 23	T → Q T → Q T → Q	150 59 39	150 62 41

4516			Range Data			Identification Data										4517	Dual 64-Bit Static Shift Register	
Type	Man	B Sec. 3 Pins- Art-Nr.	TU	U _{dd}		P _{tot} max mW	U _{dd}	U _{IL} U _{IH} UNL UNH		I _{dd} typ μA	t _{TR} n _{styp}			t _{PD} n _{styp}				
				V min	V max			V max	V min		Pin	↓	↑	Pin → Pin	↓			↑
4516BPC	Fch	16-dil-1	I	-0.5	+18	400	5	1.5	3.5	(20	Q	65	60	T→Q	150	150		
							10	3	7	(40	Q	25	31	T→Q	59	62		
							15	4	11	(80	Q	18	23	T→Q	39	41		
4516DIE1	Sgs	chip	I	-0.5	+18	200	5	1.5	3.5	40n	Q	100	100	T→Q	200	200		
							10	3	7	40n	Q	50	50	T→Q	100	100		
							15	4	11	40n	Q	40	40	T→Q	75	75		
μPD4516BC	Nec	16-dil-2	I	-0.5	+18	200	5	1.5	3.5	5n	Q	100	100	T→Q	300	300		
							10	3	7	10n	Q	50	50	T→Q	130	130		
							15	4	11	15n	Q	40	40	T→Q	100	100		
μPD4516BG	Nec	16-mic-1	I	-0.5	+18	200	5	1.5	3.5	5n	Q	100	100	T→Q	300	300		
							10	3	7	10n	Q	50	50	T→Q	130	130		
							15	4	11	15n	Q	40	40	T→Q	100	100		



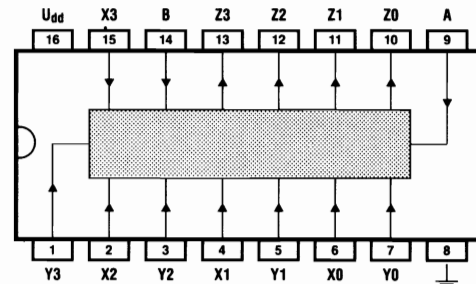
T	WE	D	Function
L	L	X	Q _n = contents of bit n All Q _n = Z
L	H	X	Q _n = contents of bit n All Q _n = Z
H	L	X	Q _n = contents of bit n All Q _n = Z
H	H	X	Q _n = contents of bit n All Q _n = Z
↙	L	L	Q _n = contents of bit n, bit 1 = L
↙	L	H	Q _n = contents of bit n, bit 1 = H
↙	H	L	Q _n = contents of bit n-1, bit 1 = L
↙	H	H	Q _n = contents of bit n-1, bit 1 = H
↘	L	X	Q _n = contents of bit n All Q _n = Z
↘	H	X	Q _n = contents of bit n All Q _n = Z

4517			Range Data			Identification Data						4517			Range Data			Identification Data															
Type	Man	B Sec. 3 Pins- Art-Nr.	T _U	U _{dd}		P _{tot} max	U _{dd}	U _{IL}	U _{IH}	I _{dd} typ	t _{TR}			t _{PD}			Type	Man	B Sec. 3 Pins- Art-Nr.	T _U	U _{dd}		P _{tot} max	U _{dd}	U _{IL}	U _{IH}	I _{dd} typ	t _{TR}			t _{PD}		
				V min	V max			V max	V min		μA	Pin	↓	↑	Pin Pin	↓					↑	V min			V max	mW		V	V max	V min	μA	Pin	↓
CD4517BD	Rca	16-dil-5	M	-0.5	+20	200	5	1.5	3.5	40n	Q	100	100	T-Q	200	200	HEF4517BD	Val	16-dil-4	I	-0.5	+18	500	5	1.5	3.5	(50	Q	60	60	T-Q	220	190
							10	3	7	40n	Q	50	50	T-Q	110	110								15	3	7	(100	Q	30	30	T-Q	85	75
							15	4	11	40n	Q	40	40	T-Q	90	90								15	4	11	(200	Q	20	20	T-Q	60	50
CD4517BE	Rca	16-dil-1	I	-0.5	+20	200	5	1.5	3.5	40n	Q	100	100	T-Q	200	200	HEF4517BP	Val	16-dil-1	I	-0.5	+18	500	5	1.5	3.5	(50	Q	60	60	T-Q	220	190
							10	3	7	40n	Q	50	50	T-Q	110	110								15	3	7	(100	Q	30	30	T-Q	85	75
							15	4	11	40n	Q	40	40	T-Q	90	90								15	4	11	(200	Q	20	20	T-Q	60	50
CD4517BF	Rca	16-dil-4	M	-0.5	+20	200	5	1.5	3.5	40n	Q	100	100	T-Q	200	200	HEF4517BT	Val	16-mic-1	I	-0.5	+18	400	5	1.5	3.5	(50	Q	60	60	T-Q	220	190
							10	3	7	40n	Q	50	50	T-Q	110	110								15	3	7	(100	Q	30	30	T-Q	85	75
							15	4	11	40n	Q	40	40	T-Q	90	90								15	4	11	(200	Q	20	20	T-Q	60	50
CD4517BH	Rca	chip	M	-0.5	+20		5	1.5	3.5	40n	Q	100	100	T-Q	200	200	MC14517BAL	Mot	16-dil-4	M	-0.5	+18	500	5	1.5	3.5	10n	Q	100	100	T-Q	475	475
							10	3	7	40n	Q	50	50	T-Q	110	110								15	3	7	20n	Q	50	50	T-Q	210	210
							15	4	11	40n	Q	40	40	T-Q	90	90								15	4	11	30n	Q	40	40	T-Q	140	140
CD4517BK	Rca	16-flat-1	M	-0.5	+20	200	5	1.5	3.5	40n	Q	100	100	T-Q	200	200	MC14517BCL	Mot	16-dil-4	I	-0.5	+18	500	5	1.5	3.5	10n	Q	100	100	T-Q	475	475
							10	3	7	40n	Q	50	50	T-Q	110	110								15	3	7	20n	Q	50	50	T-Q	210	210
							15	4	11	40n	Q	40	40	T-Q	90	90								15	4	11	30n	Q	40	40	T-Q	140	140
HCC4517BD	Sgs	16-dil-5	M	-0.5	+20	200	5	1.5	3.5	40n	Q	100	100	T-Q16	200	200	MC14517BCP	Mot	16-dil-1	I	-0.5	+18	500	5	1.5	3.5	10n	Q	100	100	T-Q	475	475
							10	3	7	40n	Q	50	50	T-Q16	110	110								15	3	7	20n	Q	50	50	T-Q	210	210
							15	4	11	40n	Q	40	40	T-Q16	90	90								15	4	11	30n	Q	40	40	T-Q	140	140
HCC4517BF	Sgs	16-dil-4	M	-0.5	+20	200	5	1.5	3.5	40n	Q	100	100	T-Q16	200	200	MN4517B	Mat		I	-0.5	+20	200	5	1.5	3.5	Q	100	180	D-11	475	475	
							10	3	7	40n	Q	50	50	T-Q16	110	110								15	4	11	Q	40	65	D-11	140	140	
							15	4	11	40n	Q	40	40	T-Q16	90	90								15	4	11	Q	40	65	D-11	140	140	
HCC4517BK	Sgs	16-flat-1	M	-0.5	+20	200	5	1.5	3.5	40n	Q	100	100	T-Q16	200	200	SCL4517B	Spr		I	-0.5	+20	200	5	1.5	3.5	Q	100	180	D-11	475	475	
							10	3	7	40n	Q	50	50	T-Q16	110	110								15	4	11	Q	40	65	D-11	140	140	
							15	4	11	40n	Q	40	40	T-Q16	90	90	μPD4517BC	Nec	16-dil-2	I	-0.5	+20	200	5	1.5	3.5	10n	Q	100	100	T-11	475	475
HCF4517BE	Sgs	16-dil-1	I	-0.5	+18	200	5	1.5	3.5	40n	Q	100	100	T-Q16	200	200								15	3	7	20n	Q	50	50	T-11	210	210
							10	3	7	40n	Q	50	50	T-Q16	110	110								15	4	11	30n	Q	40	40	T-11	140	140
							15	4	11	40n	Q	40	40	T-Q16	90	90								15	4	11	30n	Q	40	40	T-11	140	140
HCF4517BF	Sgs	16-dil-4	I	-0.5	+18	200	5	1.5	3.5	40n	Q	100	100	T-Q16	200	200								10	3	7	40n	Q	50	50	T-Q16	110	110
							15	4	11	40n	Q	50	50	T-Q16	110	110								15	4	11	40n	Q	40	40	T-Q16	90	90
HD14517B	Hit		I	-0.5	+20	200	5	1.5	3.5		Q	100	180	D-11	475	475								15	4	11		Q	40	65	D-11	140	140
HEF4517B	Stig		I	-0.5	+20	200	5	1.5	3.5		Q	100	180	D-11	475	475								15	4	11		Q	40	65	D-11	140	140

4518		Dual BCD Counter							4518			Range Data			Identification Data																																																																																																																																																																																																																																																																																																																																																																																																																																																																																																																																																																																																																																																											
									Type	Man	B Sec. 3 Pins- Art-Nr.	T _U	U _{dd}		P _{tot} max	U _{dd}	U _{IL} UNL	U _{IH} UNH	I _{dd} typ	t _{TR} ns _{typ}			t _{PD} ns _{typ}																																																																																																																																																																																																																																																																																																																																																																																																																																																																																																																																																																																																																																																			
													V min	V max						mW	V	V max	V min	μA	Pin	↓	↑	Pin → Pin	↓	↑																																																																																																																																																																																																																																																																																																																																																																																																																																																																																																																																																																																																																																												
<table border="1"> <thead> <tr> <th>T</th> <th>R</th> <th>strobe</th> <th>Function</th> </tr> </thead> <tbody> <tr> <td>X</td> <td>H</td> <td>X</td> <td>Q0...Q3 = Z</td> </tr> <tr> <td>X</td> <td>L</td> <td>┘</td> <td>-</td> </tr> <tr> <td>┘</td> <td>L</td> <td>X</td> <td>-</td> </tr> <tr> <td>┘</td> <td>L</td> <td>L</td> <td>-</td> </tr> <tr> <td>H</td> <td>L</td> <td>┘</td> <td>-</td> </tr> <tr> <td>┘</td> <td>L</td> <td>┘</td> <td>count</td> </tr> <tr> <td>┘</td> <td>L</td> <td>H</td> <td>count</td> </tr> </tbody> </table>				T	R	strobe	Function	X	H	X	Q0...Q3 = Z	X	L	┘	-	┘	L	X	-	┘	L	L	-	H	L	┘	-	┘	L	┘	count	┘	L	H	count	<table border="1"> <thead> <tr> <th colspan="2">4518</th> <th colspan="3">Range Data</th> <th colspan="6">Identification Data</th> </tr> <tr> <th rowspan="2">Type</th> <th rowspan="2">Man</th> <th rowspan="2">B Sec. 3 Pins- Art-Nr.</th> <th rowspan="2">T_U</th> <th colspan="2">U_{dd}</th> <th rowspan="2">P_{tot} max</th> <th rowspan="2">U_{dd}</th> <th rowspan="2">U_{IL} UNL</th> <th rowspan="2">U_{IH} UNH</th> <th rowspan="2">I_{dd} typ</th> <th colspan="3">t_{TR} ns_{typ}</th> <th colspan="3">t_{PD} ns_{typ}</th> </tr> <tr> <th>V min</th> <th>V max</th> <th>mW</th> <th>V</th> <th>V max</th> <th>V min</th> <th>μA</th> <th>Pin</th> <th>↓</th> <th>↑</th> <th>Pin → Pin</th> <th>↓</th> <th>↑</th> </tr> </thead> <tbody> <tr> <td>CD4518BCN</td> <td>Nsc</td> <td>16-dil-1</td> <td>I</td> <td>-0.5</td> <td>+18</td> <td>700</td> <td>5</td> <td>1.5</td> <td>3.5</td> <td>10n</td> <td>Q</td> <td>100</td> <td>100</td> <td>T-Q</td> <td>325</td> <td>325</td> </tr> <tr> <td></td> <td></td> <td></td> <td></td> <td>10</td> <td></td> <td></td> <td>15</td> <td>3</td> <td>7</td> <td>10n</td> <td>Q</td> <td>50</td> <td>50</td> <td>T-Q</td> <td>110</td> <td>110</td> </tr> <tr> <td></td> <td></td> <td></td> <td></td> <td>15</td> <td></td> <td></td> <td></td> <td>4</td> <td>11</td> <td>10n</td> <td>Q</td> <td>40</td> <td>40</td> <td>T-Q</td> <td>85</td> <td>85</td> </tr> <tr> <td>CD4518BD</td> <td>Rca</td> <td>16-dil-5</td> <td>M</td> <td>-0.5</td> <td>+20</td> <td>200</td> <td>5</td> <td>1.5</td> <td>3.5</td> <td>40n</td> <td>Q</td> <td>100</td> <td>100</td> <td>T-Q</td> <td>280</td> <td>280</td> </tr> <tr> <td></td> <td></td> <td></td> <td></td> <td>10</td> <td></td> <td></td> <td>15</td> <td>3</td> <td>7</td> <td>40n</td> <td>Q</td> <td>50</td> <td>50</td> <td>T-Q</td> <td>115</td> <td>115</td> </tr> <tr> <td></td> <td></td> <td></td> <td></td> <td>15</td> <td></td> <td></td> <td></td> <td>4</td> <td>11</td> <td>40n</td> <td>Q</td> <td>40</td> <td>40</td> <td>T-Q</td> <td>80</td> <td>80</td> </tr> <tr> <td>CD4518BE</td> <td>Rca</td> <td>16-dil-1</td> <td>I</td> <td>-0.5</td> <td>+20</td> <td>200</td> <td>5</td> <td>1.5</td> <td>3.5</td> <td>40n</td> <td>Q</td> <td>100</td> <td>100</td> <td>T-Q</td> <td>280</td> <td>280</td> </tr> <tr> <td></td> <td></td> <td></td> <td></td> <td>10</td> <td></td> <td></td> <td>15</td> <td>3</td> <td>7</td> <td>40n</td> <td>Q</td> <td>50</td> <td>50</td> <td>T-Q</td> <td>115</td> <td>115</td> </tr> <tr> <td></td> <td></td> <td></td> <td></td> <td>15</td> <td></td> <td></td> <td></td> <td>4</td> <td>11</td> <td>40n</td> <td>Q</td> <td>40</td> <td>40</td> <td>T-Q</td> <td>80</td> <td>80</td> </tr> <tr> <td>CD4518BF</td> <td>Rca</td> <td>16-dil-4</td> <td>M</td> <td>-0.5</td> <td>+20</td> <td>200</td> <td>5</td> <td>1.5</td> <td>3.5</td> <td>40n</td> <td>Q</td> <td>100</td> <td>100</td> <td>T-Q</td> <td>280</td> <td>280</td> </tr> <tr> <td></td> <td></td> <td></td> <td></td> <td>10</td> <td></td> <td></td> <td>15</td> <td>3</td> <td>7</td> <td>40n</td> <td>Q</td> <td>50</td> <td>50</td> <td>T-Q</td> <td>115</td> <td>115</td> </tr> <tr> <td></td> <td></td> <td></td> <td></td> <td>15</td> <td></td> <td></td> <td></td> <td>4</td> <td>11</td> <td>40n</td> <td>Q</td> <td>40</td> <td>40</td> <td>T-Q</td> <td>80</td> <td>80</td> </tr> <tr> <td>CD4518BH</td> <td>Rca</td> <td>chip</td> <td>M</td> <td>-0.5</td> <td>+20</td> <td></td> <td>5</td> <td>1.5</td> <td>3.5</td> <td>40n</td> <td>Q</td> <td>100</td> <td>100</td> <td>T-Q</td> <td>280</td> <td>280</td> </tr> <tr> <td></td> <td></td> <td></td> <td></td> <td>10</td> <td></td> <td></td> <td>15</td> <td>3</td> <td>7</td> <td>40n</td> <td>Q</td> <td>50</td> <td>50</td> <td>T-Q</td> <td>115</td> <td>115</td> </tr> <tr> <td></td> <td></td> <td></td> <td></td> <td>15</td> <td></td> <td></td> <td></td> <td>4</td> <td>11</td> <td>40n</td> <td>Q</td> <td>40</td> <td>40</td> <td>T-Q</td> <td>80</td> <td>80</td> </tr> <tr> <td>CD4518BK</td> <td>Rca</td> <td>16-flat-1</td> <td>M</td> <td>-0.5</td> <td>+20</td> <td>200</td> <td>5</td> <td>1.5</td> <td>3.5</td> <td>40n</td> <td>Q</td> <td>100</td> <td>100</td> <td>T-Q</td> <td>280</td> <td>280</td> </tr> <tr> <td></td> <td></td> <td></td> <td></td> <td>10</td> <td></td> <td></td> <td>15</td> <td>3</td> <td>7</td> <td>40n</td> <td>Q</td> <td>50</td> <td>50</td> <td>T-Q</td> <td>115</td> <td>115</td> </tr> <tr> <td></td> <td></td> <td></td> <td></td> <td>15</td> <td></td> <td></td> <td></td> <td>4</td> <td>11</td> <td>40n</td> <td>Q</td> <td>40</td> <td>40</td> <td>T-Q</td> <td>80</td> <td>80</td> </tr> <tr> <td>CD4518BMD</td> <td>Nsc</td> <td>16-dil-5</td> <td>M</td> <td>-0.5</td> <td>+18</td> <td>500</td> <td>5</td> <td>1.5</td> <td>3.5</td> <td>10n</td> <td>Q</td> <td>100</td> <td>100</td> <td>T-Q</td> <td>220</td> <td>325</td> </tr> <tr> <td></td> <td></td> <td></td> <td></td> <td>10</td> <td></td> <td></td> <td>15</td> <td>3</td> <td>7</td> <td>10n</td> <td>Q</td> <td>50</td> <td>50</td> <td>T-Q</td> <td>90</td> <td>110</td> </tr> <tr> <td></td> <td></td> <td></td> <td></td> <td>15</td> <td></td> <td></td> <td></td> <td>4</td> <td>11</td> <td>10n</td> <td>Q</td> <td>40</td> <td>40</td> <td>T-Q</td> <td>65</td> <td>85</td> </tr> <tr> <td>CD4518BMJ</td> <td>Nsc</td> <td>16-dil-4</td> <td>M</td> <td>-0.5</td> <td>+18</td> <td>500</td> <td>5</td> <td>1.5</td> <td>3.5</td> <td>10n</td> <td>Q</td> <td>100</td> <td>100</td> <td>T-Q</td> <td>220</td> <td>325</td> </tr> <tr> <td></td> <td></td> <td></td> <td></td> <td>10</td> <td></td> <td></td> <td>15</td> <td>3</td> <td>7</td> <td>10n</td> <td>Q</td> <td>50</td> <td>50</td> <td>T-Q</td> <td>90</td> <td>110</td> </tr> <tr> <td></td> <td></td> <td></td> <td></td> <td>15</td> <td></td> <td></td> <td></td> <td>4</td> <td>11</td> <td>10n</td> <td>Q</td> <td>40</td> <td>40</td> <td>T-Q</td> <td>65</td> <td>85</td> </tr> <tr> <td>CD4518BMW</td> <td>Nsc</td> <td>16-flat-1</td> <td>M</td> <td>-0.5</td> <td>+18</td> <td></td> <td>5</td> <td>1.5</td> <td>3.5</td> <td>10n</td> <td>Q</td> <td>100</td> <td>100</td> <td>T-Q</td> <td>220</td> <td>325</td> </tr> <tr> <td></td> <td></td> <td></td> <td></td> <td>10</td> <td></td> <td></td> <td>15</td> <td>3</td> <td>7</td> <td>10n</td> <td>Q</td> <td>50</td> <td>50</td> <td>T-Q</td> <td>90</td> <td>110</td> </tr> <tr> <td></td> <td></td> <td></td> <td></td> <td>15</td> <td></td> <td></td> <td></td> <td>4</td> <td>11</td> <td>10n</td> <td>Q</td> <td>40</td> <td>40</td> <td>T-Q</td> <td>65</td> <td>85</td> </tr> <tr> <td>HCC4518BD</td> <td>Sgs</td> <td>16-dil-5</td> <td>M</td> <td>-0.5</td> <td>+20</td> <td>200</td> <td>5</td> <td>1.5</td> <td>3.5</td> <td>40n</td> <td>Q</td> <td>100</td> <td>100</td> <td>T-Q</td> <td>330</td> <td>330</td> </tr> <tr> <td></td> <td></td> <td></td> <td></td> <td>10</td> <td></td> <td></td> <td>15</td> <td>3</td> <td>7</td> <td>40n</td> <td>Q</td> <td>50</td> <td>50</td> <td>T-Q</td> <td>130</td> <td>130</td> </tr> <tr> <td></td> <td></td> <td></td> <td></td> <td>15</td> <td></td> <td></td> <td></td> <td>4</td> <td>11</td> <td>40n</td> <td>Q</td> <td>40</td> <td>40</td> <td>T-Q</td> <td>90</td> <td>90</td> </tr> <tr> <td>HCC4518BF</td> <td>Sgs</td> <td>16-dil-4</td> <td>M</td> <td>-0.5</td> <td>+20</td> <td>200</td> <td>5</td> <td>1.5</td> <td>3.5</td> <td>40n</td> <td>Q</td> <td>100</td> <td>100</td> <td>T-Q</td> <td>330</td> <td>330</td> </tr> <tr> <td></td> <td></td> <td></td> <td></td> <td>10</td> <td></td> <td></td> <td>15</td> <td>3</td> <td>7</td> <td>40n</td> <td>Q</td> <td>50</td> <td>50</td> <td>T-Q</td> <td>130</td> <td>130</td> </tr> <tr> <td></td> <td></td> <td></td> <td></td> <td>15</td> <td></td> <td></td> <td></td> <td>4</td> <td>11</td> <td>40n</td> <td>Q</td> <td>40</td> <td>40</td> <td>T-Q</td> <td>90</td> <td>90</td> </tr> </tbody> </table>													4518		Range Data			Identification Data						Type	Man	B Sec. 3 Pins- Art-Nr.	T _U	U _{dd}		P _{tot} max	U _{dd}	U _{IL} UNL	U _{IH} UNH	I _{dd} typ	t _{TR} ns _{typ}			t _{PD} ns _{typ}			V min	V max	mW	V	V max	V min	μA	Pin	↓	↑	Pin → Pin	↓	↑	CD4518BCN	Nsc	16-dil-1	I	-0.5	+18	700	5	1.5	3.5	10n	Q	100	100	T-Q	325	325					10			15	3	7	10n	Q	50	50	T-Q	110	110					15				4	11	10n	Q	40	40	T-Q	85	85	CD4518BD	Rca	16-dil-5	M	-0.5	+20	200	5	1.5	3.5	40n	Q	100	100	T-Q	280	280					10			15	3	7	40n	Q	50	50	T-Q	115	115					15				4	11	40n	Q	40	40	T-Q	80	80	CD4518BE	Rca	16-dil-1	I	-0.5	+20	200	5	1.5	3.5	40n	Q	100	100	T-Q	280	280					10			15	3	7	40n	Q	50	50	T-Q	115	115					15				4	11	40n	Q	40	40	T-Q	80	80	CD4518BF	Rca	16-dil-4	M	-0.5	+20	200	5	1.5	3.5	40n	Q	100	100	T-Q	280	280					10			15	3	7	40n	Q	50	50	T-Q	115	115					15				4	11	40n	Q	40	40	T-Q	80	80	CD4518BH	Rca	chip	M	-0.5	+20		5	1.5	3.5	40n	Q	100	100	T-Q	280	280					10			15	3	7	40n	Q	50	50	T-Q	115	115					15				4	11	40n	Q	40	40	T-Q	80	80	CD4518BK	Rca	16-flat-1	M	-0.5	+20	200	5	1.5	3.5	40n	Q	100	100	T-Q	280	280					10			15	3	7	40n	Q	50	50	T-Q	115	115					15				4	11	40n	Q	40	40	T-Q	80	80	CD4518BMD	Nsc	16-dil-5	M	-0.5	+18	500	5	1.5	3.5	10n	Q	100	100	T-Q	220	325					10			15	3	7	10n	Q	50	50	T-Q	90	110					15				4	11	10n	Q	40	40	T-Q	65	85	CD4518BMJ	Nsc	16-dil-4	M	-0.5	+18	500	5	1.5	3.5	10n	Q	100	100	T-Q	220	325					10			15	3	7	10n	Q	50	50	T-Q	90	110					15				4	11	10n	Q	40	40	T-Q	65	85	CD4518BMW	Nsc	16-flat-1	M	-0.5	+18		5	1.5	3.5	10n	Q	100	100	T-Q	220	325					10			15	3	7	10n	Q	50	50	T-Q	90	110					15				4	11	10n	Q	40	40	T-Q	65	85	HCC4518BD	Sgs	16-dil-5	M	-0.5	+20	200	5	1.5	3.5	40n	Q	100	100	T-Q	330	330					10			15	3	7	40n	Q	50	50	T-Q	130	130					15				4	11	40n	Q	40	40	T-Q	90	90	HCC4518BF	Sgs	16-dil-4	M	-0.5	+20	200	5	1.5	3.5	40n	Q	100	100	T-Q	330	330					10			15	3	7	40n	Q	50	50	T-Q	130	130					15				4	11	40n	Q	40	40	T-Q	90	90
T	R	strobe	Function																																																																																																																																																																																																																																																																																																																																																																																																																																																																																																																																																																																																																																																																							
X	H	X	Q0...Q3 = Z																																																																																																																																																																																																																																																																																																																																																																																																																																																																																																																																																																																																																																																																							
X	L	┘	-																																																																																																																																																																																																																																																																																																																																																																																																																																																																																																																																																																																																																																																																							
┘	L	X	-																																																																																																																																																																																																																																																																																																																																																																																																																																																																																																																																																																																																																																																																							
┘	L	L	-																																																																																																																																																																																																																																																																																																																																																																																																																																																																																																																																																																																																																																																																							
H	L	┘	-																																																																																																																																																																																																																																																																																																																																																																																																																																																																																																																																																																																																																																																																							
┘	L	┘	count																																																																																																																																																																																																																																																																																																																																																																																																																																																																																																																																																																																																																																																																							
┘	L	H	count																																																																																																																																																																																																																																																																																																																																																																																																																																																																																																																																																																																																																																																																							
4518		Range Data			Identification Data																																																																																																																																																																																																																																																																																																																																																																																																																																																																																																																																																																																																																																																																					
Type	Man	B Sec. 3 Pins- Art-Nr.	T _U	U _{dd}		P _{tot} max	U _{dd}	U _{IL} UNL	U _{IH} UNH	I _{dd} typ	t _{TR} ns _{typ}			t _{PD} ns _{typ}																																																																																																																																																																																																																																																																																																																																																																																																																																																																																																																																																																																																																																																												
				V min	V max						mW	V	V max	V min	μA	Pin	↓	↑	Pin → Pin	↓	↑																																																																																																																																																																																																																																																																																																																																																																																																																																																																																																																																																																																																																																																					
CD4518BCN	Nsc	16-dil-1	I	-0.5	+18	700	5	1.5	3.5	10n	Q	100	100	T-Q	325	325																																																																																																																																																																																																																																																																																																																																																																																																																																																																																																																																																																																																																																																										
				10			15	3	7	10n	Q	50	50	T-Q	110	110																																																																																																																																																																																																																																																																																																																																																																																																																																																																																																																																																																																																																																																										
				15				4	11	10n	Q	40	40	T-Q	85	85																																																																																																																																																																																																																																																																																																																																																																																																																																																																																																																																																																																																																																																										
CD4518BD	Rca	16-dil-5	M	-0.5	+20	200	5	1.5	3.5	40n	Q	100	100	T-Q	280	280																																																																																																																																																																																																																																																																																																																																																																																																																																																																																																																																																																																																																																																										
				10			15	3	7	40n	Q	50	50	T-Q	115	115																																																																																																																																																																																																																																																																																																																																																																																																																																																																																																																																																																																																																																																										
				15				4	11	40n	Q	40	40	T-Q	80	80																																																																																																																																																																																																																																																																																																																																																																																																																																																																																																																																																																																																																																																										
CD4518BE	Rca	16-dil-1	I	-0.5	+20	200	5	1.5	3.5	40n	Q	100	100	T-Q	280	280																																																																																																																																																																																																																																																																																																																																																																																																																																																																																																																																																																																																																																																										
				10			15	3	7	40n	Q	50	50	T-Q	115	115																																																																																																																																																																																																																																																																																																																																																																																																																																																																																																																																																																																																																																																										
				15				4	11	40n	Q	40	40	T-Q	80	80																																																																																																																																																																																																																																																																																																																																																																																																																																																																																																																																																																																																																																																										
CD4518BF	Rca	16-dil-4	M	-0.5	+20	200	5	1.5	3.5	40n	Q	100	100	T-Q	280	280																																																																																																																																																																																																																																																																																																																																																																																																																																																																																																																																																																																																																																																										
				10			15	3	7	40n	Q	50	50	T-Q	115	115																																																																																																																																																																																																																																																																																																																																																																																																																																																																																																																																																																																																																																																										
				15				4	11	40n	Q	40	40	T-Q	80	80																																																																																																																																																																																																																																																																																																																																																																																																																																																																																																																																																																																																																																																										
CD4518BH	Rca	chip	M	-0.5	+20		5	1.5	3.5	40n	Q	100	100	T-Q	280	280																																																																																																																																																																																																																																																																																																																																																																																																																																																																																																																																																																																																																																																										
				10			15	3	7	40n	Q	50	50	T-Q	115	115																																																																																																																																																																																																																																																																																																																																																																																																																																																																																																																																																																																																																																																										
				15				4	11	40n	Q	40	40	T-Q	80	80																																																																																																																																																																																																																																																																																																																																																																																																																																																																																																																																																																																																																																																										
CD4518BK	Rca	16-flat-1	M	-0.5	+20	200	5	1.5	3.5	40n	Q	100	100	T-Q	280	280																																																																																																																																																																																																																																																																																																																																																																																																																																																																																																																																																																																																																																																										
				10			15	3	7	40n	Q	50	50	T-Q	115	115																																																																																																																																																																																																																																																																																																																																																																																																																																																																																																																																																																																																																																																										
				15				4	11	40n	Q	40	40	T-Q	80	80																																																																																																																																																																																																																																																																																																																																																																																																																																																																																																																																																																																																																																																										
CD4518BMD	Nsc	16-dil-5	M	-0.5	+18	500	5	1.5	3.5	10n	Q	100	100	T-Q	220	325																																																																																																																																																																																																																																																																																																																																																																																																																																																																																																																																																																																																																																																										
				10			15	3	7	10n	Q	50	50	T-Q	90	110																																																																																																																																																																																																																																																																																																																																																																																																																																																																																																																																																																																																																																																										
				15				4	11	10n	Q	40	40	T-Q	65	85																																																																																																																																																																																																																																																																																																																																																																																																																																																																																																																																																																																																																																																										
CD4518BMJ	Nsc	16-dil-4	M	-0.5	+18	500	5	1.5	3.5	10n	Q	100	100	T-Q	220	325																																																																																																																																																																																																																																																																																																																																																																																																																																																																																																																																																																																																																																																										
				10			15	3	7	10n	Q	50	50	T-Q	90	110																																																																																																																																																																																																																																																																																																																																																																																																																																																																																																																																																																																																																																																										
				15				4	11	10n	Q	40	40	T-Q	65	85																																																																																																																																																																																																																																																																																																																																																																																																																																																																																																																																																																																																																																																										
CD4518BMW	Nsc	16-flat-1	M	-0.5	+18		5	1.5	3.5	10n	Q	100	100	T-Q	220	325																																																																																																																																																																																																																																																																																																																																																																																																																																																																																																																																																																																																																																																										
				10			15	3	7	10n	Q	50	50	T-Q	90	110																																																																																																																																																																																																																																																																																																																																																																																																																																																																																																																																																																																																																																																										
				15				4	11	10n	Q	40	40	T-Q	65	85																																																																																																																																																																																																																																																																																																																																																																																																																																																																																																																																																																																																																																																										
HCC4518BD	Sgs	16-dil-5	M	-0.5	+20	200	5	1.5	3.5	40n	Q	100	100	T-Q	330	330																																																																																																																																																																																																																																																																																																																																																																																																																																																																																																																																																																																																																																																										
				10			15	3	7	40n	Q	50	50	T-Q	130	130																																																																																																																																																																																																																																																																																																																																																																																																																																																																																																																																																																																																																																																										
				15				4	11	40n	Q	40	40	T-Q	90	90																																																																																																																																																																																																																																																																																																																																																																																																																																																																																																																																																																																																																																																										
HCC4518BF	Sgs	16-dil-4	M	-0.5	+20	200	5	1.5	3.5	40n	Q	100	100	T-Q	330	330																																																																																																																																																																																																																																																																																																																																																																																																																																																																																																																																																																																																																																																										
				10			15	3	7	40n	Q	50	50	T-Q	130	130																																																																																																																																																																																																																																																																																																																																																																																																																																																																																																																																																																																																																																																										
				15				4	11	40n	Q	40	40	T-Q	90	90																																																																																																																																																																																																																																																																																																																																																																																																																																																																																																																																																																																																																																																										

4518			Range Data			Identification Data							4518			Range Data			Identification Data																		
Type	Man	B Sec. 3 Pins- Art-Nr.	TU	U _{dd}		P _{tot} max	U _{dd}	U _{IL}		U _{IH}		I _{dd} typ	I _{TR} n _{styp}			I _{PD} n _{styp}			Type	Man	B Sec. 3 Pins- Art-Nr.	TU	U _{dd}		P _{tot} max	U _{dd}	U _{IL}		U _{IH}		I _{dd} typ	I _{TR} n _{styp}			I _{PD} n _{styp}		
				V min	V max			mW	V	V max	V min		μA	Pin	↓	↑	Pin → Pin	↓					↑	V min			V max	mW	V	V max		V min	μA	Pin	↓	↑	Pin → Pin
HCC4518BK	Sgs	16-flat-1	M	-0.5	+20	200	5	1.5	3.5	40n	Q 100	100	T-Q	330	330	MB84518B	Fui		I	-0.5	+20	200	5	1.5	3.5	Q	100	180	T-Q	280	280						
				10		15	10	3	7	40n	Q 50	50	T-Q	130	130								15	4	11	Q	40	65	T-Q	80	80						
				10		15	10	3	7	40n	Q 40	40	T-Q	90	90								15	4	11	Q	40	40	T-Q	80	80						
HCF4518BE	Sgs	16-dil-1	I	-0.5	+18	200	5	1.5	3.5	40n	Q 100	100	T-Q	330	330	MC14518BAL	Mot	16-dil-4	M	-0.5	+18	500	5	1.5	3.5	5n	Q 100	100	T-Q	280	280						
				10		15	10	3	7	40n	Q 50	50	T-Q	130	130								10	3	7	10n	Q 50	50	T-Q	115	115						
				15		15	15	4	11	40n	Q 40	40	T-Q	90	90								15n	4	11	15n	Q 40	40	T-Q	80	80						
HCF4518BF	Sgs	16-dil-4	I	-0.5	+18	200	5	1.5	3.5	40n	Q 100	100	T-Q	330	330	MC14518BCL	Mot	16-dil-4	I	-0.5	+18	500	5	1.5	3.5	5n	Q 100	100	T-Q	280	280						
				10		15	10	3	7	40n	Q 50	50	T-Q	130	130								10	3	7	10n	Q 50	50	T-Q	115	115						
				15		15	15	4	11	40n	Q 40	40	T-Q	90	90								15n	4	11	10n	Q 40	40	T-Q	80	80						
HD14518B	Hit		I	-0.5	+20	200	5	1.5	3.5		Q 100	180	T-Q	280	280	MC14518BCP	Mot	16-dil-1	I	-0.5	+18	500	5	1.5	3.5	5n	Q 100	100	T-Q	280	280						
				10		15	10	3	7		Q 40	65	T-Q	80	80								15	4	11	10n	Q 50	50	T-Q	115	115						
				15		15	15	4	11		Q 40	65	T-Q	80	80								15n	4	11	15n	Q 40	40	T-Q	80	80						
HEF4518B	Sig		I	-0.5	+20	200	5	1.5	3.5		Q 100	180	T-Q	280	280	MN4518B	Mat		I	-0.5	+20	200	5	1.5	3.5		Q 100	180	T-Q	280	280						
				10		15	10	3	7		Q 40	65	T-Q	80	80								15	4	11		Q 40	65	T-Q	80	80						
				15		15	15	4	11		Q 40	65	T-Q	80	80								15	4	11		Q 40	65	T-Q	80	80						
HEF4518BD	Nsc	16-dil-4	I	-0.5	+18	400	5	1.5	3.5	(20	Q 60	60	T-Q	170	145	MSM4518B	Oki		I	-0.5	+20	200	5	1.5	3.5	Q	100	180	T-Q	280	280						
				10		15	10	3	7	(40	Q 30	30	T-Q	75	65								15	4	11	Q	40	65	T-Q	80	80						
				15		15	15	4	11	(80	Q 20	20	T-Q	50	50								15	4	11	Q	40	65	T-Q	80	80						
HEF4518BD	Sgs	16-dil-4	I	-0.5	+18	500	5	1.5	3.5	(20	Q 60	60	T-Q	120	120	NJU4518B	Njr		I	-0.5	+20	200	5	1.5	3.5	Q	100	180	T-Q	280	280						
				10		15	10	3	7	(40	Q 30	30	T-Q	55	55								15	4	11	Q	40	65	T-Q	80	80						
				15		15	15	4	11	(80	Q 20	20	T-Q	40	40								15	4	11	Q	40	65	T-Q	80	80						
HEF4518BP	Nsc	16-dil-1	I	-0.5	+18	400	5	1.5	3.5	(20	Q 60	60	T-Q	170	145	SCL4518B	Spr		I	-0.5	+20	200	5	1.5	3.5	Q	100	180	T-Q	280	280						
				10		15	10	3	7	(40	Q 30	30	T-Q	75	65								15	4	11	Q	40	65	T-Q	80	80						
				15		15	15	4	11	(80	Q 20	20	T-Q	50	50								15	4	11	Q	40	65	T-Q	80	80						
HEF4518BP	Sgs	16-dil-1	I	-0.5	+18	500	5	1.5	3.5	(20	Q 60	60	T-Q	120	120	TC4518BF	Tos	16-mic-3	I	-0.5	+20	180	5	1.5	3.5	5n	Q 80	80	T-Q	280	280						
				10		15	10	3	7	(40	Q 30	30	T-Q	55	55								10	3	7	10n	Q 50	50	T-Q	110	110						
				15		15	15	4	11	(80	Q 20	20	T-Q	40	40								15n	4	11	15n	Q 40	40	T-Q	80	80						
HEF4518BP	Sgs	16-dil-1	I	-0.5	+18	500	5	1.5	3.5	(20	Q 60	60	T-Q	120	120	TC4518BP	Tos	16-dil-2	I	-0.5	+20	300	5	1.5	3.5	5n	Q 80	80	T-Q	280	280						
				10		15	10	3	7	(40	Q 30	30	T-Q	55	55								10	3	7	10n	Q 50	50	T-Q	110	110						
				15		15	15	4	11	(80	Q 20	20	T-Q	40	40								15n	4	11	15n	Q 40	40	T-Q	80	80						
HEF4518BT	Nsc	16-mic-1	I	-0.5	+18	200	5	1.5	3.5	(20	Q 60	60	T-Q	170	145	4518BDC	Fch	16-dil-4	I	-0.5	+18	400	5	1.5	3.5	(20	Q 65	65	T-Q	220	220						
				10		15	10	3	7	(40	Q 30	30	T-Q	75	65								10	3	7	(40	Q 35	35	T-Q	95	95						
				15		15	15	4	11	(80	Q 20	20	T-Q	50	50								15	4	11	(80	Q 25	25	T-Q	60	60						
HEF4518BT	Sgs	16-mic-1	I	-0.5	+18	400	5	1.5	3.5	(20	Q 60	60	T-Q	120	120	4518BDM	Fch	16-dil-4	M	-0.5	+18	400	5	1.5	3.5	(10	Q 65	65	T-Q	220	220						
				10		15	10	3	7	(40	Q 30	30	T-Q	55	55								10	3	7	(10	Q 35	35	T-Q	95	95						
				15		15	15	4	11	(80	Q 20	20	T-Q	40	40								15	4	11	(20	Q 25	25	T-Q	60	60						
M4518BP	Mit		I	-0.5	+20	200	5	1.5	3.5		Q 100	180	T-Q	280	280	4518BFC	Fch	16-flat-2	I	-0.5	+18	400	5	1.5	3.5	(20	Q 65	65	T-Q	220	220						
				10		15	10	3	7		Q 40	65	T-Q	80	80								10	3	7	(40	Q 35	35	T-Q	95	95						
				15		15	15	4	11		Q 40	65	T-Q	80	80								15	4	11	(80	Q 25	25	T-Q	60	60						

4518			Range Data			Identification Data							4519	4-Bit AND/OR Selector				
Type	Man	B Sec. 3 Pins- Art-Nr	T _U	U _{dd}		P _{tot} max	U _{dd}	U _I		I _{dd} typ	t _{TR}				t _{PD}			
				V min	V max			mW	V		V max	V min			μA	Pin	↓	↑
4518 BFM	Fch	16-flat-2	M	-0.5	+18	400	5	1.5	3.5	(5	Q	65	65	T → Q	220	220		
							10	3	7	(10	Q	35	35	T → Q	95	95		
							15	4	11	(20	Q	25	25	T → Q	60	60		
4518 BPC	Fch	16-dil-1	I	-0.5	+18	400	5	1.5	3.5	(20	Q	65	65	T → Q	220	220		
							10	3	7	(40	Q	35	35	T → Q	95	95		
							15	4	11	(80	Q	25	25	T → Q	60	60		
4518 DIE1	Sgs	chip	I	-0.5	+18	200	5	1.5	3.5	40n	Q	100	100	T → Q	330	330		
							10	3	7	40n	Q	50	50	T → Q	130	130		
							15	4	11	40n	Q	40	40	T → Q	90	90		
μPD4518 BC	Nec	16-dil-2	I	-0.5	+20	200	5	1.5	3.5	20n	Q	100	100	T → Q	280	280		
							10	3	7	20n	Q	50	50	T → Q	115	115		
							15	4	11	20n	Q	40	40	T → Q	80	80		



Inputs				Outp.
A	B	X _n	Y _n	Z _n
L	L	X	X	L
L	H	X	L	L
L	H	X	H	H
H	L	L	X	L
H	L	H	X	H
H	H	L	L	H
H	H	L	H	L
H	H	H	L	L
H	H	H	H	H

4519			Range Data			Identification Data						4519			Range Data			Identification Data																
Typ Type - Tipo	Herst Man Fab Prod	B Sec. 3 Pins- Art-Nr.	TU	U _{dd}		P _{tot} max	U _{dd}	U _{IL} *U _{NL}		U _{JH} *U _{NH}		I _{dd} typ	I _{TR} n _{styp}		I _{PD} n _{styp}		Typ Type - Tipo	Herst Man Fab Prod	B Sec. 3 Pins- Art-Nr.	TU	U _{dd}		P _{tot} max	U _{dd}	U _{IL} *U _{NL}		U _{JH} *U _{NH}		I _{dd} typ	I _{TR} n _{styp}		I _{PD} n _{styp}		
				V min	V max			mW	V	V max	V min		μA	Pin	↓	↑					Pin → Pin	↓			↑	V min	V max	mW		V	V max	V min	μA	Pin
CD4519BCJ	Nsc	16-dil-4	I	-0.5	+18	500	5	1.5	3.5	(4	Q	90	90	X/Y-Z	180	180	MC14519BCP	Mot	16-dil-4	I	-0.5	+18	500	5	1.5	3.5	5n	Q	100	100	X/Y-Z	250	250	
						10	10	3	7	(8	Q	50	50	X/Y-Z	75	75								10	10	3	7	10n	Q	50	50	X/Y-Z	115	115
						15	15	4	11	(16	Q	40	40	X/Y-Z	60	60								15	15	4	11	15n	Q	40	40	X/Y-Z	90	90
CD4519BCN	Nsc	16-dil-1	I	-0.5	+18	700	5	1.5	3.5	(4	Q	90	90	X/Y-Z	180	180	MC14519BCP	Mot	16-dil-1	I	-0.5	+18	500	5	1.5	3.5	5n	Q	100	100	X/Y-Z	250	250	
						10	10	3	7	(8	Q	50	50	X/Y-Z	75	75								10	10	3	7	10n	Q	50	50	X/Y-Z	115	115
						15	15	4	11	(16	Q	40	40	X/Y-Z	60	60								15	15	4	11	15n	Q	40	40	X/Y-Z	90	90
CD4519BMD	Nsc	16-dil-5	M	-0.5	+18	500	5	1.5	3.5	5n	Q	90	90	X/Y-Z	180	180	MN4519B	Mat		I	-0.5	+20	200	5	1.5	3.5		Q	100	180	D-Q	250	250	
						10	10	3	7	6n	Q	50	50	X/Y-Z	75	75								15	15	4	11	7n	Q	40	65	D-Q	90	90
						15	15	4	11	7n	Q	40	40	X/Y-Z	60	60																		
CD4519BMJ	Nsc	16-dil-4	M	-0.5	+18	500	5	1.5	3.5	5n	Q	90	90	X/Y-Z	180	180	TC4519BP	Tos	16-dil-2	I	-0.5	+20	300	5	1.5	3.5	5n	Q	80	80	E-Z	190	190	
						10	10	3	7	6n	Q	50	50	X/Y-Z	75	75								15	15	4	11	10n	Q	50	50	E-Z	80	80
						15	15	4	11	7n	Q	40	40	X/Y-Z	60	60																		
CD4519BMW	Nsc	16-flat-1	M	-0.5	+18		5	1.5	3.5	5n	Q	90	90	X/Y-Z	180	180	4519BDC	Fch	16-dil-4	I	-0.5	+18	400	5	1.5	3.5	(20	Q	65	65	X/Y-Z	110	110	
						10	10	3	7	6n	Q	50	50	X/Y-Z	75	75								15	15	4	11	(40	Q	35	35	X/Y-Z	50	50
						15	15	4	11	7n	Q	40	40	X/Y-Z	60	60																		
HD14519B	Hit		I	-0.5	+20	200	5	1.5	3.5		Q	100	180	D-Q	250	250	4519BDM	Fch	16-dil-4	M	-0.5	+18	400	5	1.5	3.5	(5	Q	65	65	X/Y-Z	110	110	
						15	15	4	11		Q	40	65	D-Q	90	90								15	15	4	11	(10	Q	35	35	X/Y-Z	50	50
HEF4519B	Sig		I	-0.5	+20	200	5	1.5	3.5		Q	100	180	D-Q	250	250	4519BFC	Fch	16-flat-2	I	-0.5	+18	400	5	1.5	3.5	(20	Q	65	65	X/Y-Z	110	110	
						15	15	4	11		Q	40	65	D-Q	90	90								15	15	4	11	(40	Q	35	35	X/Y-Z	50	50
HEF4519BD	Val	16-dil-4	I	-0.5	+18	500	5	1.5	3.5	(20	Q	60	60	A/B-Q	95	80	4519BFM	Fch	16-flat-2	M	-0.5	+18	400	5	1.5	3.5	(5	Q	65	66	X/Y-Z	110	110	
						10	10	3	7	(40	Q	30	30	A/B-Q	40	40								15	15	4	11	(10	Q	35	35	X/Y-Z	50	50
						15	15	4	11	(80	Q	20	20	A/B-Q	30	30																		
HEF4519BP	Val	16-dil-1	I	-0.5	+18	500	5	1.5	3.5	(20	Q	60	60	A/B-Q	95	90	4519BPC	Fch	16-dil-1	I	-0.5	+18	400	5	1.5	3.5	(20	Q	65	65	X/Y-Z	110	110	
						10	10	3	7	(40	Q	30	30	A/B-Q	40	40								15	15	4	11	(40	Q	35	35	X/Y-Z	50	50
						15	15	4	11	(80	Q	20	20	A/B-Q	30	30																		
HEF4519BT	Val	16-mic-1	I	-0.5	+18	400	5	1.5	3.5	(20	Q	60	60	A/B-Q	95	80	μPD4519BC	Nec	16-dil-2	I	-0.5	+20	200	5	1.5	3.5	20n	Q	70	70	E-Q	200	200	
						10	10	3	7	(40	Q	30	30	A/B-Q	40	40								15	15	4	11	(80	Q	15	15	X/Y-Z	40	40
						15	15	4	11	(80	Q	20	20	A/B-Q	30	30																		
MC14519BAL	Mot	16-dil-4	M	-0.5	+18	500	5	1.5	3.5	5n	Q	100	100	X/Y-Z	250	250								10	10	3	7	10n	Q	50	50	X/Y-Z	115	115
						10	10	3	7	10n	Q	50	50	X/Y-Z	115	115								15	15	4	11	15n	Q	40	40	X/Y-Z	90	90
						15	15	4	11	15n	Q	40	40	X/Y-Z	90	90																		
MC14519BCL	Mot	16-dil-4	I	-0.5	+18	500	5	1.5	3.5	5n	Q	100	100	X/Y-Z	250	250								10	10	3	7	10n	Q	50	50	X/Y-Z	115	115
						15	15	4	11	15n	Q	40	40	X/Y-Z	90	90								15	15	4	11	20n	Q	35	35	E-Q	85	85

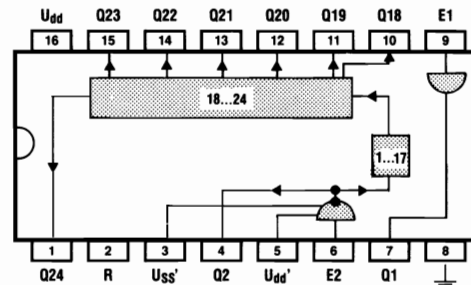
4520		Dual Binary Counter										4520			Range Data			Identification Data																													
												Type	Man	B Sec. 3 Pins- Art-Nr.	T _U	U _{dd}		P _{tot} max	U _{dd}	U _{JL} ·U _{NL}	U _{JH} ·U _{NH}	I _{dd} typ	t _{TR} n _{styp}		t _{PD} n _{styp}																						
																V min	V max						mW	V	V max	V min	μA	Pin	↓	↑	Pin → Pin	↓	↑														
<table border="1"> <thead> <tr> <th>T</th> <th>R</th> <th>strobe</th> <th>Function</th> </tr> </thead> <tbody> <tr> <td>X</td> <td>H</td> <td>X</td> <td>Q0...Q3 = Z</td> </tr> <tr> <td>X</td> <td>L</td> <td>┘</td> <td>-</td> </tr> <tr> <td>┘</td> <td>L</td> <td>X</td> <td>-</td> </tr> <tr> <td>┘</td> <td>L</td> <td>L</td> <td>-</td> </tr> <tr> <td>H</td> <td>L</td> <td>┘</td> <td>-</td> </tr> <tr> <td>L</td> <td>L</td> <td>┘</td> <td>count</td> </tr> <tr> <td>┘</td> <td>L</td> <td>H</td> <td>count</td> </tr> </tbody> </table>																T	R	strobe	Function	X	H	X	Q0...Q3 = Z	X	L	┘	-	┘	L	X	-	┘	L	L	-	H	L	┘	-	L	L	┘	count	┘	L	H	count
T	R	strobe	Function																																												
X	H	X	Q0...Q3 = Z																																												
X	L	┘	-																																												
┘	L	X	-																																												
┘	L	L	-																																												
H	L	┘	-																																												
L	L	┘	count																																												
┘	L	H	count																																												
4520		Range Data			Identification Data																																										
Type	Man	B Sec. 3 Pins- Art-Nr.	T _U	U _{dd}	P _{tot} max	U _{dd}	U _{JL} ·U _{NL}	U _{JH} ·U _{NH}	I _{dd} typ	t _{TR} n _{styp}		t _{PD} n _{styp}																																			
CD 4520 BCJ	Nsc	16-dil-4	I	-0.5 +18	500	5 10 15	1.5 3 4	3.5 7 11	10n 10n 10n	Q Q Q	100 50 40	100 50 40	T-Q T-Q T-Q	325 110 85	325 110 85																																
CD 4520 BCN	Nsc	16-dil-1	I	-0.5 +18	700	5 10 15	1.5 3 4	3.5 7 11	10n 10n 10n	Q Q Q	100 50 40	100 50 40	T-Q T-Q T-Q	325 110 85	325 110 85																																
CD 4520 BCWM	Nsc	16-mic-2	I	-0.5 +18	500	5 10 15	1.5 3 4	3.5 7 11	10n 10n 10n	Q Q Q	100 50 40	100 50 40	T-Q T-Q T-Q	325 110 85	325 110 85																																
CD 4520 BD	Rca	16-dil-5	M	-0.5 +20	200	5 10 15	1.5 3 4	3.5 7 11	40n 40n 40n	Q Q Q	100 50 40	100 50 40	T-Q T-Q T-Q	280 115 80	280 115 80																																
CD 4520 BE	Rca	16-dil-1	I	-0.5 +20	200	5 10 15	1.5 3 4	3.5 7 11	40n 40n 40n	Q Q Q	100 50 40	100 50 40	T-Q T-Q T-Q	280 115 80	280 115 80																																
CD 4520 BF	Rca	16-dil-4	M	-0.5 +20	200	5 10 15	1.5 3 4	3.5 7 11	40n 40n 40n	Q Q Q	100 50 40	100 50 40	T-Q T-Q T-Q	280 115 80	280 115 80																																
CD 4520 BH	Rca	chip	M	-0.5 +20		5 10 15	1.5 3 4	3.5 7 11	40n 40n 40n	Q Q Q	100 50 40	100 50 40	T-Q T-Q T-Q	280 115 80	280 115 80																																
CD 4520 BK	Rca	16-flat-1	M	-0.5 +20	200	5 10 15	1.5 3 4	3.5 7 11	40n 40n 40n	Q Q Q	100 50 40	100 50 40	T-Q T-Q T-Q	280 115 80	280 115 80																																
CD 4520 BMD	Nsc	16-dil-5	M	-0.5 +18	500	5 10 15	1.5 3 4	3.5 7 11	10n 10n 10n	Q Q Q	100 50 40	100 50 40	T-Q T-Q T-Q	220 90 65	325 110 85																																
CD 4520 BMJ	Nsc	16-dil-4	M	-0.5 +18	700	5 10 15	1.5 3 4	3.5 7 11	10n 10n 10n	Q Q Q	100 50 40	100 50 40	T-Q T-Q T-Q	325 110 85	325 110 85																																
CD 4520 BW	Nsc	16-flat-1	M	-0.5 +18	700	5 10 15	1.5 3 4	3.5 7 11	10n 10n 10n	Q Q Q	100 50 40	100 50 40	T-Q T-Q T-Q	325 110 85	325 110 85																																
HCC 4520 BD	Sgs	16-dil-5	M	-0.5 +20	200	5 10 15	1.5 3 4	3.5 7 11	40n 40n 40n	Q Q Q	100 50 40	100 50 40	T-Q T-Q T-Q	330 130 90	330 130 90																																

4520			Range Data			Identification Data							4520			Range Data			Identification Data																		
Type	Man	B Sec. 3 Pins- Art-Nr.	TU	U _{dd}		P _{tot} max	U _{dd}	U _{IL} *U _{NL}	U _{JH} *U _{NH}	I _{dd} typ	t _{TR} n _s typ			t _{PD} n _s typ			Type	Man	B Sec. 3 Pins- Art-Nr.	TU	U _{dd}		P _{tot} max	U _{dd}	U _{IL} *U _{NL}	U _{JH} *U _{NH}	I _{dd} typ	t _{TR} n _s typ			t _{PD} n _s typ						
				V min	V max						mW	V	V max	V min	μA	Pin					↓	↑						Pin Pin	↓	↑	V	V min	V max	mW	V	V max	V min
HCC 4520 BF	Sgs	16-dil-4	M	-0.5	+20	200	5	1.5	3.5	40n	Q	100	100	T→Q	330	330	MC 14520 BCL	Mot	16-dil-4	I	-0.5	+18	500	5	1.5	3.5	5n	Q	100	100	T→Q	280	280				
							10	3	7	40n	Q	50	50	T→Q	130	130								15	3	7	10n	Q	50	50	T→Q	115	115				
							15	4	11	40n	Q	40	40	T→Q	90	90								15	4	11	15n	Q	40	40	T→Q	80	80				
HCC 4520 BK	Sgs	16-flat-1	M	-0.5	+20	200	5	1.5	3.5	40n	Q	100	100	T→Q	330	330	MC 14520 BCP	Mot	16-dil-1	I	-0.5	+18	500	5	1.5	3.5	5n	Q	100	100	T→Q	280	280				
							10	3	7	40n	Q	50	50	T→Q	130	130								10	3	7	10n	Q	50	50	T→Q	115	115				
							15	4	11	40n	Q	40	40	T→Q	90	90								15	4	11	15n	Q	40	40	T→Q	80	80				
HCF 4520 BE	Sgs	16-dil-1	I	-0.5	+18	200	5	1.5	3.5	40n	Q	100	100	T→Q	330	330	MN 4520 B	Mat		I	-0.5	+20	200	5	1.5	3.5		Q	100	180	T→Q	280	280				
							10	3	7	40n	Q	50	50	T→Q	130	130								15	4	11		Q	40	65	T→Q	80	80				
							15	4	11	40n	Q	40	40	T→Q	90	90												Q	40	65	T→Q	80	80				
HCF 4520 BF	Sgs	16-dil-4	I	-0.5	+18	200	5	1.5	3.5	40n	Q	100	100	T→Q	330	330	MSM 4520 B	OkI		I	-0.5	+20	200	5	1.5	3.5		Q	100	180	T→Q	280	280				
							10	3	7	40n	Q	50	50	T→Q	130	130								15	4	11		Q	40	65	T→Q	80	80				
							15	4	11	40n	Q	40	40	T→Q	90	90	NJU 4520 B	Njr		I	-0.5	+20	200	5	1.5	3.5		Q	100	180	T→Q	280	280				
HD 14520 B	Hit		I	-0.5	+20	200	5	1.5	3.5		Q	100	180	T→Q	280	280	SCL 4520 B	Spr		I	-0.5	+20	200	5	1.5	3.5		Q	100	180	T→Q	280	280				
							15	4	11		Q	40	65	T→Q	80	80								15	4	11		Q	40	65	T→Q	80	80				
HEF 4520 B	Sig		I	-0.5	+20	200	5	1.5	3.5		Q	100	180	T→Q	280	280	TC 4520 BF	Tos	16-mic-3	I	-0.5	+20	180	5	1.5	3.5	5n	Q	80	80	T→Q	280	280				
							15	4	11		Q	40	65	T→Q	80	80								10	3	7	10n	Q	50	50	T→Q	110	110				
							15	4	11	(20	Q	60	60	T→Q	110	110								15	4	11	15n	Q	40	40	T→Q	80	80				
HEF 4520 BD	Val	16-dil-4	I	-0.5	+18	500	5	1.5	3.5	(20	Q	60	60	T→Q	110	110	TC 4520 BP	Tos	16-dil-2	I	-0.5	+20	300	5	1.5	3.5	5n	Q	80	80	T→Q	280	280				
							10	3	7	(40	Q	30	30	T→Q	50	50								10	3	7	10n	Q	50	50	T→Q	110	110				
							15	4	11	(80	Q	20	20	T→Q	40	40								15	4	11	15n	Q	40	40	T→Q	80	80				
HEF 4520 BP	Val	16-dil-1	I	-0.5	+18	500	5	1.5	3.5	(20	Q	60	60	T→Q	110	110	V 4520 D	Mkm	16-dil-1	I	-0.5	+18	300	5	1.5	3.5	150										
							10	3	7	(40	Q	30	30	T→Q	50	50								10	3	7	300										
							15	4	11	(80	Q	20	20	T→Q	40	40								15	4	11	600										
HEF 4520 BT	Val	16-mic-1	I	-0.5	+18	400	5	1.5	3.5	(20	Q	60	60	T→Q	110	110	4520 BDC	Fch	16-dil-4	I	-0.5	+18	400	5	1.5	3.5	(20	Q	65	65	T→Q	220	220				
							10	3	7	(40	Q	30	30	T→Q	50	50								10	3	7	(40	Q	35	35	T→Q	95	95				
							15	4	11	(80	Q	20	20	T→Q	40	40								15	4	11	(80	Q	25	25	T→Q	60	60				
LC 4520 B	Say		I	-0.5	+20	200	5	1.5	3.5		Q	100	180	T→Q	280	280	4520 BDM	Fch	16-dil-4	M	-0.5	+18	400	5	1.5	3.5	(5	Q	65	65	T→Q	220	220				
							15	4	11		Q	40	65	T→Q	80	80								10	3	7	(10	Q	35	35	T→Q	95	95				
M 4520 BP	Mit		I	-0.5	+20	200	5	1.5	3.5		Q	100	180	T→Q	280	280	4520 BFC	Fch	16-flat-2	I	-0.5	+18	400	5	1.5	3.5	(20	Q	65	65	T→Q	220	220				
							15	4	11		Q	40	65	T→Q	80	80								10	3	7	(40	Q	35	35	T→Q	95	95				
							15	4	11	(80	Q	25	25	T→Q	60	60								15	4	11	(80	Q	25	25	T→Q	60	60				
MB 84520 B	Fui		I	-0.5	+20	200	5	1.5	3.5		Q	100	180	T→Q	280	280																					
							15	4	11		Q	40	65	T→Q	80	80																					
MC 14520 BAL	Mot	16-dil-4	M	-0.5	+18	500	5	1.5	3.5	5n	Q	100	100	T→Q	280	280																					
							10	3	7	10n	Q	50	50	T→Q	115	115																					
							15	4	11	15n	Q	40	40	T→Q	80	80																					

4520			Range Data			Identification Data										
Type	Man	B Sec. 3 Pins- Art-Nr.	T _U	U _{dd}		P _{tot} max	U _{dd}	U _{IL}	U _{IH}	I _{dd} typ	t _{TR} ns _{typ}			t _{PD} ns _{typ}		
				V min	V max	mW		V	V max		V min	μA	Pin	↓	↑	Pin → Pin
4520 BFM	Fch	16-flat-2	M	-0.5 + 18	400	5	1.5	3.5	(5	Q	65	65	T→Q	220	220	
							10	3	7	(10	Q	35	35	T→Q	95	95
							15	4	11	(20	Q	25	25	T→Q	60	60
4520 BPC	Fch	16-dil-1	I	-0.5 + 18	400	5	1.5	3.5	(20	Q	65	65	T→Q	220	220	
							10	3	7	(40	Q	35	35	T→Q	95	95
							15	4	11	(80	Q	25	25	T→Q	60	60
4520 DIE1	Sgs	chip	I	-0.5 + 18	200	5	1.5	3.5	40n	Q	100	100	T→Q	330	330	
							10	3	7	40n	Q	50	50	T→Q	130	130
							15	4	11	40n	Q	40	40	T→Q	90	90
4520 DIE1	Sgs	chip	I	-0.5 + 18	200	5	1.5	3.5	40n	Q	100	100	T→Q	330	330	
							10	3	7	40n	Q	50	50	T→Q	130	130
							15	4	11	40n	Q	40	40	T→Q	90	90
4520 DIE1	Sgs	chip	I	-0.5 + 18	200	5	1.5	3.5	40n	Q	100	100	T→Q	330	330	
							10	3	7	40n	Q	50	50	T→Q	130	130
							15	4	11	40n	Q	40	40	T→Q	90	90
μPD 4520 BC	Nec	16-dil-2	I	-0.5 + 20	200	5	1.5	3.5	20n	Q	100	100	T→Q	280	280	
							10	3	7	20n	Q	50	50	T→Q	115	115
							15	4	11	20n	Q	40	40	T→Q	80	80

4521

24-Stage Frequency Divider



Output	Divide by
Q18	262.144
Q19	524.288
Q20	1.048.576
Q21	2.097.152
Q22	4.194.304
Q23	8.388.608
Q24	16.777.216

4522		Programmable BCD Divide-by-n Counter							4522		Range Data			Identification Data							
Type	Man	B Sec. 3 Pins- Art-Nr.	T _U	U _{dd}		P _{tot} max mW	U _{dd} V	U _{IL} ·U _{NL}		U _{IH} ·U _{NH}		I _{dd} typ μA	t _{TR} ns _{typ}		t _{PD} ns _{typ}						
				V _{min}	V _{max}			V _{max}	V _{min}	V _{min}	V _{min}		Pin ↓	Pin ↑	Pin ↓	Pin ↑					
CD4522BCN	Nsc	16-dil-1	I	-0.5	+18	700	5 10 15	1.5 3 4	3.5 7 11	5n 10n 15n	Q	100 50 40	100 50 40	T-Q T-Q T-Q	350 130 90	350 130 90					
CD4522BMD	Nsc	16-dil-5	M	-0.5	+18	500	5 10 15	1.5 3 4	3.5 7 11	5n 10n 15n	Q	100 50 40	100 50 40	T-Q T-Q T-Q	350 130 90	350 130 90					
CD4522BMJ	Nsc	16-dil-4	M	-0.5	+18	500	5 10 15	1.5 3 4	3.5 7 11	5n 10n 15n	Q	100 50 40	100 50 40	T-Q T-Q T-Q	350 130 90	350 130 90					
CD4522BMW	Nsc	16-flat-1	M	-0.5	+18	500	5 10 15	1.5 3 4	3.5 7 11	5n 10n 15n	Q	100 50 40	100 50 40	T-Q T-Q T-Q	350 130 90	350 130 90					
HD14522B	Hit		I	-0.5	+20	200	5 15	1.5 4	3.5 11		Q	100 40	180 65	T-Q T-Q	550 160	550 160					
HEF4522B	Sig		I	-0.5	+20	200	5 15	1.5 4	3.5 11		Q	100 40	180 65	T-Q T-Q	550 160	550 160					
HEF4522BD	Val	16-dil-4	I	-0.5	+18	500	5 10 15	1.5 3 4	3.5 7 11	(20 40 80)	Q	60 30 20	60 30 20	T-Q T-Q T-Q	150 65 50	150 65 50					
HEF4522BP	Val	16-dil-1	I	-0.5	+18	500	5 10 15	1.5 3 4	3.5 7 11	(20 40 80)	Q	60 30 20	60 30 20	T-Q T-Q T-Q	150 65 50	150 65 50					
HEF4522BT	Val	16-mic-1	I	-0.5	+18	400	5 10 15	1.5 3 4	3.5 7 11	(20 40 80)	Q	60 30 20	60 30 20	T-Q T-Q T-Q	150 65 50	150 65 50					
MC14522BAL	Mot	16-dil-4	M	-0.5	+18	500	5 10 15	1.5 3 4	3.5 7 11	5n 10n 15n	Q	100 50 40	100 50 40	T-Q T-Q T-Q	550 225 160	550 225 160					
MC14522BCL	Mot	16-dil-4	I	-0.5	+18	500	5 10 15	1.5 3 4	3.5 7 11	5n 10n 15n	Q	100 50 40	100 50 40	T-Q T-Q T-Q	550 225 160	550 225 160					
MC14522BCP	Mot	16-dil-1	I	-0.5	+18	500	5 10 15	1.5 3 4	3.5 7 11	5n 10n 15n	Q	100 50 40	100 50 40	T-Q T-Q T-Q	550 225 160	550 225 160					

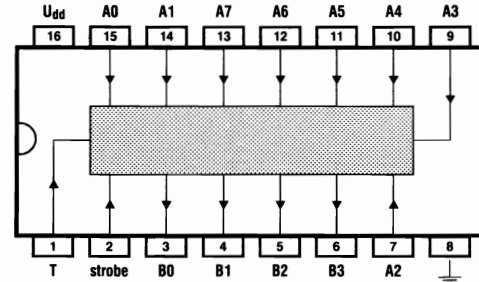
T	INH	PE	MR	Function
L	L	L	L	-
J	L	L	L	count
X	H	L	L	-
H	L	L	L	count
X	X	H	L	preset
X	X	X	H	reset

PE = Preset enable, MR = Master reset, 0 = 0-state output
CF = Carry forward input

4522			Range Data			Identification Data										
Type	Man	B Sec. 3 Pins- Art-Nr.	TU	U _{dd}		P _{tot} max	U _{dd}	U _{IL}	U _{IH}	I _{dd} typ	t _{TR} n _{styp}			t _{PD} n _{styp}		
				V min	V max	mW		V	V max		V min	μA	Pin	↓	↑	Pin → Pin
MN 4522 B	Mat		I	-0.5	+20	200	5	1.5	3.5		Q	100	180	T→Q	550	550
SCL 4522 B	Spr		I	-0.5	+20	200	5	1.5	3.5		Q	100	180	T→Q	550	550
TC 4522 BP	Tos	16-dil-2	I	-0.5	+20	300	5	1.5	3.5	5n	Q	80	80	T→Q	450	450
4522 BDC	Fch	16-dil-4	I	-0.5	+18	400	5	1.5	3.5	(20	Q	65	65	T→Q	220	220
4522 BDM	Fch	16-dil-4	M	-0.5	+18	400	5	1.5	3.5	(5	Q	65	65	T→Q	220	220
4522 BFC	Fch	16-flat-2	I	-0.5	+18	400	5	1.5	3.5	(20	Q	65	65	T→Q	220	220
4522 BFM	Fch	16-flat-2	M	-0.5	+18	400	5	1.5	3.5	(5	Q	65	65	T→Q	220	220
4522 BPC	Fch	16-dil-1	I	-0.5	+18	400	5	1.5	3.5	(20	Q	65	65	T→Q	220	220
μPD 4522 BC	Nec	16-dil-2	I	-0.5	+20	200	5	1.5	3.5	5n	Q	100	100	T→Q	550	550

4524

256 × 4-Bit Read Only Memory



T	strobe	Function
J	H	read
L	H	latch
X	L	-

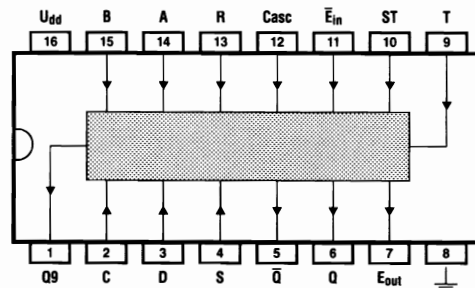
4524			Range Data			Identification Data										
Type	Man	B Sec. 3 Pins- Art-Nr.	TU	U _{dd}		P _{tot} max	U _{dd}	U _{IL}	U _{IH}	I _{dd} typ	t _{TR} n _{styp}			t _{PD} n _{styp}		
				V min	V max	mW		V	V max		V min	μA	Pin	↓	↑	Pin → Pin
MCM 14524 AL	Mot	16-dil-4	M	-0.5	+18		5			10n	Q	100	180	T→Q	1350	1350
							15			20n	Q	50	90	T→Q	550	550
MCM 14524 CL	Mot	16-dil-4	I	-0.5	+18		5			10n	Q	100	180	T→Q	1350	1350
							10			20n	Q	50	90	T→Q	550	550
							15			30n	Q	40	65	T→Q	350	350
MCM 14524 CP	Mot	16-dil-1	I	-0.5	+18		5			10n	Q	100	180	T→Q	1350	1350
							10			20n	Q	50	90	T→Q	550	550
							15			30n	Q	40	65	T→Q	350	350

4526		Programmable Binary Divide-by-n Counter							4526			Range Data			Identification Data																																				
									Type	Man	B Sec. 3 Pins- Art-Nr.	TU	U _{dd}		P _{tot} max	U _{dd}	U _{IL} *U _{NL}	U _{IH} *U _{NH}	I _{dd} typ	t _{TR} n _{styp}		t _{PD} n _{styp}																													
													V _{min}	V _{max}						mW	V	V _{max}	V _{min}	μA	Pin	↓	↑	Pin → Pin	↓	↑																					
<table border="1"> <thead> <tr> <th>T</th> <th>INH</th> <th>PE</th> <th>MR</th> <th>Function</th> </tr> </thead> <tbody> <tr> <td>L</td> <td>L</td> <td>L</td> <td>L</td> <td>-</td> </tr> <tr> <td>J</td> <td>L</td> <td>L</td> <td>L</td> <td>count</td> </tr> <tr> <td>X</td> <td>H</td> <td>L</td> <td>L</td> <td>-</td> </tr> <tr> <td>H</td> <td>L</td> <td>L</td> <td>L</td> <td>count</td> </tr> <tr> <td>X</td> <td>X</td> <td>H</td> <td>L</td> <td>preset</td> </tr> <tr> <td>X</td> <td>X</td> <td>X</td> <td>H</td> <td>reset</td> </tr> </tbody> </table>																	T	INH	PE	MR	Function	L	L	L	L	-	J	L	L	L	count	X	H	L	L	-	H	L	L	L	count	X	X	H	L	preset	X	X	X	H	reset
T	INH	PE	MR	Function																																															
L	L	L	L	-																																															
J	L	L	L	count																																															
X	H	L	L	-																																															
H	L	L	L	count																																															
X	X	H	L	preset																																															
X	X	X	H	reset																																															
4526		Range Data			Identification Data																																														
Type	Man	B Sec. 3 Pins- Art-Nr.	TU	U _{dd}		P _{tot} max	U _{dd}	U _{IL} *U _{NL}	U _{IH} *U _{NH}	I _{dd} typ	t _{TR} n _{styp}		t _{PD} n _{styp}																																						
				V _{min}	V _{max}						mW	V	V _{max}	V _{min}	μA	Pin	↓	↑	Pin → Pin	↓	↑																														
CD 4526 BCN	Nsc	16-dil-1	I	-0.5	+18	700	5 10 15	1.5 3 7	3.5 7 11	5n 10n 15n	Q	100 50 40	100 50 40	T-Q T-Q T-Q	350 130 90	350 130 90																																			
CD 4526 BMD	Nsc	16-dil-5	M	-0.5	+18	500	5 10 15	1.5 3 7	3.5 7 11	5n 10n 15n	Q	100 50 40	100 50 40	T-Q T-Q T-Q	350 130 90	350 130 90																																			
CD 4526 BMJ	Nsc	16-dil-4	M	-0.5	+18	500	5 10 15	1.5 3 7	3.5 7 11	5n 10n 15n	Q	100 50 40	100 50 40	T-Q T-Q T-Q	350 130 90	350 130 90																																			
CD 4526 BMW	Nsc	16-flat-1	M	-0.5	+18		5 10 15	1.5 3 7	3.5 7 11	5n 10n 15n	Q	100 50 40	100 50 40	T-Q T-Q T-Q	350 130 90	350 130 90																																			
HD 14526 B	Hit		I	-0.5	+20	200	5 15	1.5 4	3.5 11		Q	100 180	100 65	T-Q T-Q	550 160	550 160																																			
HEF 4526 B	Sig		I	-0.5	+20	200	5 15	1.5 4	3.5 11		Q	100 40	180 65	T-Q T-Q	550 160	550 160																																			
HEF 4526 BD	Val	16-dil-4	I	-0.5	+18	500	5 10 15	1.5 3 7	3.5 7 11	(20 40 80)	Q	60 30 20	60 30 20	T-Q T-Q T-Q	150 65 50	150 65 50																																			
HEF 4526 BP	Val	16-dil-1	I	-0.5	+18	500	5 10 15	1.5 3 7	3.5 7 11	(20 40 80)	Q	60 30 20	60 30 20	T-Q T-Q T-Q	150 65 50	150 65 50																																			
HEF 4526 BT	Val	16-mic-1	I	-0.5	+18	400	5 10 15	1.5 3 7	3.5 7 11	(20 40 80)	Q	60 30 20	60 30 20	T-Q T-Q T-Q	150 65 50	150 65 50																																			
MC 14526 BAL	Mot	16-dil-4	M	-0.5	+18	500	5 10 15	1.5 3 7	3.5 7 11	5n 10n 15n	Q	100 50 40	100 50 40	T-Q T-Q T-Q	550 225 160	550 225 160																																			
MC 14526 BCL	Mot	16-dil-4	I	-0.5	+18	500	5 10 15	1.5 3 7	3.5 7 11	5n 10n 15n	Q	100 50 40	100 50 40	T-Q T-Q T-Q	550 225 160	550 225 160																																			
MC 14526 BCP	Mot	16-dil-1	I	-0.5	+18	500	5 10 15	1.5 3 7	3.5 7 11	5n 10n 15n	Q	100 50 40	100 50 40	T-Q T-Q T-Q	550 225 160	550 225 160																																			
CD 4526 BCJ	Nsc	16-dil-4	I	-0.5	+18	500	5 10 15	1.5 3 7	3.5 7 11	5n 10n 15n	Q	100 50 40	100 50 40	T-Q T-Q T-Q	350 130 90	350 130 90																																			

4526			Range Data			Identification Data										
Type	Man	B Sec. 3 Pins- Art-Nr.	T _U	U _{dd}		P _{tot} max mW	U _{dd}	U _{IL}	U _{IH}	I _{dd} typ μA	t _{TR}		t _{pd}			
				V min	V max			V max	V min		Pin ↓	↑	Pin ↓	↑		
MN 4526 B	Mat		I	-0.5	+20	200	5	1.5	3.5		Q	100	180	T→Q	550	550
							15	4	11		Q	40	65	T→Q	160	160
SCL 4526 B	Spr		I	-0.5	+20	200	5	1.5	3.5		Q	100	180	T→Q	550	550
							15	4	11		Q	40	65	T→Q	160	160
TC 4526 BF	Tos	16-mic-3	I	-0.5	+20	180	5	1.5	3.5	5n	Q	80	80	T→Q	450	450
							10	3	7	10n	Q	50	50	T→Q	170	170
							15	4	11	15n	Q	40	40	T→Q	120	120
TC 4526 BP	Tos	16-dil-2	I	-0.5	+20	300	5	1.5	3.5	5n	Q	80	80	T→Q	450	450
							10	3	7	10n	Q	50	50	T→Q	170	170
							15	4	11	15n	Q	40	40	T→Q	120	120
4526 BDC	Fch	16-dil-4	I	-0.5	+18	400	5	1.5	3.5	(20	Q	65	65	T→Q	220	220
							10	3	7	(40	Q	25	25	T→Q	95	95
							15	4	11	(80	Q	18	18	T→Q	60	60
4526 BDM	Fch	16-dil-4	M	-0.5	+18	400	5	1.5	3.5	(5	Q	65	65	T→Q	220	220
							10	3	7	(10	Q	25	25	T→Q	95	95
							15	4	11	(20	Q	18	18	T→Q	60	60
4526 BFC	Fch	16-flat-2	I	-0.5	+18	400	5	1.5	3.5	(20	Q	65	65	T→Q	220	220
							10	3	7	(40	Q	25	25	T→Q	95	95
							15	4	11	(80	Q	18	18	T→Q	60	60
4526 BFM	Fch	16-flat-2	M	-0.5	+18	400	5	1.5	3.5	(5	Q	65	65	T→Q	220	220
							10	3	7	(10	Q	25	25	T→Q	95	95
							15	4	11	(20	Q	18	18	T→Q	60	60
4526 BPC	Fch	16-dil-1	I	-0.5	+18	400	5	1.5	3.5	(20	Q	65	65	T→Q	220	220
							10	3	7	(40	Q	25	25	T→Q	95	95
							15	4	11	(80	Q	18	18	T→Q	60	60
μPD 4526 BC	Nec	16-dil-2	I	-0.5	+20	200	5	1.5	3.5	5n	Q	100	100	T→Q	550	550
							10	3	7	10n	Q	50	50	T→Q	225	225
							15	4	11	15n	Q	40	40	T→Q	160	160

4527

BCD Multiplexer

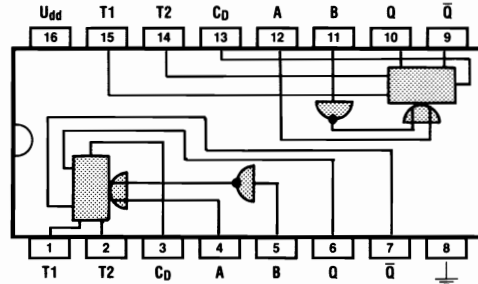


1...9 = no. of pulses, T = 10 pulses

Inputs										Outputs			
D	C	B	A	E _{in}	ST	Casc	R	S	Q	Q̄	E _{out}	Q9	
X	X	X	X	H	L	L	L	L	-	-	-	-	
X	X	X	X	L	H	L	L	L	L	H	1	1	
X	X	X	X	L	L	H	L	L	L	H	1	1	
H	X	X	X	L	L	L	L	L	10	10	H	L	
L	X	X	X	L	L	L	H	L	L	H	H	L	
X	X	X	X	L	L	L	L	H	L	H	L	H	
L	L	L	L	L	L	L	L	L	L	H	1	1	
L	L	L	H	L	L	L	L	L	L	1	1	1	
L	L	H	L	L	L	L	L	L	2	2	1	1	
L	L	H	H	L	L	L	L	L	3	3	1	1	
.	
.	
H	L	L	L	L	L	L	L	L	8	8	1	1	
H	L	L	H	L	L	L	L	L	9	9	1	1	
H	X	X	L	L	L	L	L	L	8	8	1	1	
H	X	X	H	L	L	L	L	L	9	9	1	1	

4527				Range Data			Identification Data							4528	Dual Monostable Multivibrator	
Type	Man	B Sec. 3 Pins- Art-Nr.	T _U	U _{dd}		P _{tot} max	U _{dd}	U _{IL}	U _{IH}	I _{dd} typ	t _{TR} n _{styp}		t _{PD} n _{styp}			
				V min	V max	mW		V	V max		V min	μA	Pin			↓
MN4527 B	Mat		I	-0.5	+20	200	5 15	1.5 4	3.5 11		Q Q	100 40	180 65	T→Q T→Q	200 70	200 70
SCL4527 B	Spr		I	-0.5	+20	200	5 15	1.5 4	3.5 11		Q Q	100 40	180 65	T→Q T→Q	200 70	200 70
TC4527BP	Tos	16-dil-2	I	-0.5	+20	300	5 10 15	1.5 3 4	3.5 7 11	5n 10n 15n	Q Q Q	80 50 40	80 50 40	T→Q T→Q T→Q	230 95 70	230 95 70
TP4527 B	Tix		I	-0.5	+20	200	5 15	1.5 4	3.5 11		Q Q	100 40	180 65	T→Q T→Q	200 70	200 70
4527 BDC	Fch	16-dil-4	I	-0.5	+18	400	5 10 15	1.5 3 4	3.5 7 11							
4527 BDM	Fch	16-dil-4	M	-0.5	+18	400	5 10 15	1.5 3 4	3.5 7 11							
4527 BFC	Fch	16-flat-2	I	-0.5	+18	400	5 10 15	1.5 3 4	3.5 7 11							
4527 BFM	Fch	16-flat-2	M	-0.5	+18	400	5 15	1.5 3	3.5 7							
4527 BPC	Fch	16-dil-1	I	-0.5	+18	400	5 10 15	1.5 3 4	3.5 7 11							
4527 DIE1	Sgs	chip	I	-0.5	+18	200	5 10 15	1.5 3 4	3.5 7 11	40n 40n 40n	Q Q Q	100 50 40	100 50 40	T→Q T→Q T→Q	110 55 45	110 55 45

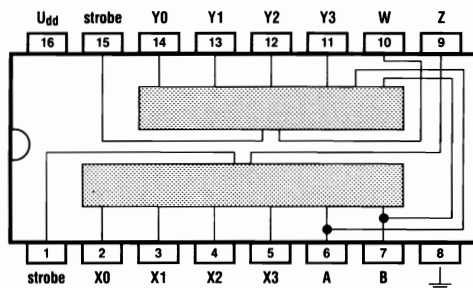
4528				Range Data			Identification Data									
Type	Man	B Sec. 3 Pins- Art-Nr.	T _U	U _{dd}		P _{tot} max	U _{dd}	U _{IL}	U _{IH}	I _{dd} typ	t _{TR} n _{styp}		t _{PD} n _{styp}			
				V min	V max	mW		V	V max		V min	μA	Pin	↓	↑	Pin → Pin
BU4528 B	Toy		I	-0.5	+20	200	5 15	1.5 4	3.5 11		Q	100 40	180 65	A/B→Q A/B→Q	325 90	325 90
CD4528 BCJ	Nsc	16-dil-4	I	-0.5	+18	500	5 15	1.5 4	3.5 11	5n 10n 15n	Q Q Q	100 50 35	180 90 65	C→Q C→Q C→Q	325 90 60	325 90 60
CD4528 BCM	Nsc	16-mic-1	I	-0.5	+18	500	5 10 15	1.5 3 4	3.5 7 11	5n 10n 15n	Q Q Q	100 50 35	180 90 65	A/B→Q A/B→Q A/B→Q	230 100 65	230 100 65



4528				Range Data			Identification Data							4528				Range Data			Identification Data												
Type	Man	B Sec. 3 Pins- Art-Nr.	TU	U _{dd}		P _{tot} max	U _{dd}	U _{IL}	U _{IH}	I _{dd} typ	t _{TR}			t _{PD}			Type	Man	B Sec. 3 Pins- Art-Nr.	TU	U _{dd}		P _{tot} max	U _{dd}	U _{IL}	U _{IH}	I _{dd} typ	t _{TR}			t _{PD}		
				V min	V max			V	V max		V min	μA	Pin	↓	↑	Pin					↓	↑			V	V min		V max	mW	V	V max	V min	μA
CD 4528 BCN	Nsc	16-dil-1	I	-0.5	+18	700	5	1.5	3.5	5n	Q	100	180	A/B → Q	230	230	MC 14528 BCP	Mot	16-dil-1	I	-0.5	+18	500	5	1.5	3.5	5n	Q	100	100	A/B → Q	325	325
						10	3	7	10n	Q	50	90	A/B → Q	100	100								10	3	7	10n	Q	50	50	A/B → Q	120	120	
						15	4	11	15n	Q	35	65	A/B → Q	65	65								15	4	11	15n	Q	40	40	A/B → Q	90	90	
CD 4528 BMD	Nsc	16-dil-5	M	-0.5	+18	500	5	1.5	3.5	5n	Q	100	180	C → Q	325	325	MC 14528 BCP	Mot	16-dil-1	I	-0.5	+18	500	5	1.5	3.5	5n	Q	100	100	A/B → Q	325	325
						10	3	7	10n	Q	50	90	C → Q	90	90								10	3	7	10n	Q	50	50	A/B → Q	120	120	
						15	4	11	15n	Q	35	65	C → Q	60	60								15	4	11	15n	Q	40	40	A/B → Q	90	90	
CD 4528 BMJ	Nsc	16-dil-4	M	-0.5	+18	700	5	1.5	3.5	(5	Q	100	180	A/B → Q	230	230	MC 14528 BCP	Mot	16-dil-1	I	-0.5	+18	500	5	1.5	3.5	5n	Q	100	130	A/B → Q	850	850
						10	3	7	(10	Q	50	90	A/B → Q	100	100								10	3	7	10n	Q	50	65	A/B → Q	300	300	
						15	4	11	(20	Q	35	65	A/B → Q	65	65								15	4	11	15n	Q	40	50	A/B → Q	200	200	
CD 4528 BMW	Nsc	16-flat-1	M	-0.5	+18	700	5	1.5	3.5	(5	Q	100	180	A/B → Q	230	230	MC 14528 BCP	Mot	16-dil-1	I	-0.5	+18	500	5	1.5	3.5	5n	Q	100	130	A/B → Q	850	850
						10	3	7	(10	Q	50	90	A/B → Q	100	100								10	3	7	10n	Q	50	65	A/B → Q	300	300	
						15	4	11	(20	Q	35	65	A/B → Q	65	65								15	4	11	15n	Q	40	50	A/B → Q	200	200	
HEF 4528 B	Sig		I	-0.5	+20	200	5	1.5	3.5		Q	100	180	A/B → Q	325	325	MC 14528 BCP	Mot	16-dil-1	I	-0.5	+18	500	5	1.5	3.5	(20	Q	70	70			
						15	4	11		Q	40	65	A/B → Q	90	90								10	3	7	(40	Q	32	32				
																						15	4	11	(80	Q	22	22					
HEF 4528 BD	Val	16-dil-4	I	-0.5	+18	500	5	1.5	3.5	(20	Q	60	60	C → Q	105	120	MC 14528 BCP	Mot	16-dil-1	I	-0.5	+18	500	5	1.5	3.5	(5	Q	70	70			
						10	3	7	(40	Q	30	30	C → Q	40	50								10	3	7	(10	Q	32	32				
						15	4	11	(80	Q	20	20	C → Q	30	35								15	4	11	(20	Q	22	22				
HEF 4528 BP	Val	16-dil-1	I	-0.5	+18	500	5	1.5	3.5	(20	Q	60	60	C → Q	105	120	MC 14528 BCP	Mot	16-dil-1	I	-0.5	+18	500	5	1.5	3.5	(20	Q	70	70			
						10	3	7	(40	Q	30	30	C → Q	40	50								10	3	7	(40	Q	32	32				
						15	4	11	(80	Q	20	20	C → Q	30	35								15	4	11	(80	Q	22	22				
HEF 4528 BT	Val	16-mic-1	I	-0.5	+18	400	5	1.5	3.5	(20	Q	60	60	C → Q	105	120	MC 14528 BCP	Mot	16-dil-1	I	-0.5	+18	500	5	1.5	3.5	(5	Q	70	70			
						10	3	7	(40	Q	30	30	C → Q	40	50								10	3	7	(10	Q	32	32				
						15	4	11	(80	Q	20	20	C → Q	30	35								15	4	11	(20	Q	22	22				
LC 4528 B	Say		I	-0.5	+20	200	5	1.5	3.5		Q	100	180	A/B → Q	325	325	MC 14528 BCP	Mot	16-dil-1	I	-0.5	+18	500	5	1.5	3.5	(20	Q	70	70			
						15	4	11		Q	40	65	A/B → Q	90	90								10	3	7	(40	Q	32	32				
																						15	4	11	(80	Q	22	22					
M 4528 BP	Mit		I	-0.5	+20	200	5	1.5	3.5		Q	100	180	A/B → Q	325	325	MC 14528 BCP	Mot	16-dil-1	I	-0.5	+18	500	5	1.5	3.5	(20	Q	70	70			
						15	4	11		Q	40	65	A/B → Q	90	90								10	3	7	(40	Q	32	32				
																						15	4	11	(80	Q	22	22					
MC 14528 BAL	Mot	16-dil-4	M	-0.5	+18	500	5	1.5	3.5	5n	Q	100	100	A/B → Q	325	325	MC 14528 BCP	Mot	16-dil-1	I	-0.5	+18	500	5	1.5	3.5	5n	Q	100	100	A/B → Q	325	325
						10	3	7	10n	Q	50	50	A/B → Q	120	120								10	3	7	10n	Q	50	50	A/B → Q	120	120	
						15	4	11	15n	Q	40	40	A/B → Q	90	90								15	4	11	15n	Q	40	40	A/B → Q	90	90	
MC 14528 BCL	Mot	16-dil-4	I	-0.5	+18	500	5	1.5	3.5	5n	Q	100	100	A/B → Q	325	325	MC 14528 BCP	Mot	16-dil-1	I	-0.5	+18	500	5	1.5	3.5	5n	Q	100	100	A/B → Q	325	325
						10	3	7	10n	Q	50	50	A/B → Q	120	120								10	3	7	10n	Q	50	50	A/B → Q	120	120	
						15	4	11	15n	Q	40	40	A/B → Q	90	90								15	4	11	15n	Q	40	40	A/B → Q	90	90	

4529

Dual 4-Channel Analog Data Selector



Inputs		Outputs	
strobe	B	A	Connect
L	X	X	-
H	L	L	X0-Z Y0-W
H	L	H	X1-Z Y1-W
H	H	L	X2-Z Y2-W
H	H	H	X3-Z Y3-W

4529

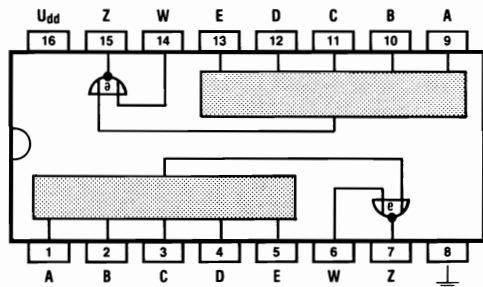
Range Data

Identification Data

Type	Man	B Sec. 3 Pins- Art-Nr.	T _U	U _{dd}		P _{tot} max	U _{dd}	U _{IL} *U _{NL}	U _{IH} *U _{NH}	I _{dd} typ	t _{TR} n _{styp}			t _{PD} n _{styp}									
				V min	V max						mW	V	V max	V min	μA	Pin	↓	↑	Pin → Pin	↓	↑		
CD 4529 BCJ	Nsc	16-dil-4	I	-0.5	+18	500	5	1.5	3.5	1n				E-Q	20	20	E-Q	10	10	E-Q	8	8	
CD 4529 BCN	Nsc	16-dil-1	I	-0.5	+18	700	5	1.5	3.5	1n				E-Q	20	20	E-Q	10	10	E-Q	8	8	
CD 4529 BMD	Nsc	16-dil-5	M	-0.5	+18	500	5	1.5	3.5	1n				E-Q	20	20	E-Q	10	10	E-Q	8	8	
CD 4529 BMJ	Nsc	16-dil-4	M	-0.5	+18	500	5	1.5	3.5	1n				E-Q	20	20	E-Q	10	10	E-Q	8	8	
CD 4529 BMW	Nsc	16-flat-1	M	-0.5	+18		5	1.5	3.5	1n				E-Q	20	20	E-Q	10	10	E-Q	8	8	
HD 14529 B	Hit		I	-0.5	+20	200	5	1.5	3.5	1n				E-Q	200	200	E-Q	50	50				
MC 14529 BAL	Mot	16-dil-4	M	-0.5	+18	500	5	1.5	3.5	1n				E-Q	20	20	E-Q	10	10	E-Q	8	8	
MC 14529 BCL	Mot	16-dil-4	I	-0.5	+18	500	5	1.5	3.5	1n				E-Q	20	20	E-Q	10	10	E-Q	8	8	
MC 14529 BCP	Mot	16-dil-1	I	-0.5	+18	500	5	1.5	3.5	1n				E-Q	20	20	E-Q	10	10	E-Q	8	8	

4530

Dual 5-Input Majority Logic Gate



Inputs		Outp.
A...E	W	Z
3 or more = L	L	H
3 or more = L	H	L
3 or more = H	L	L
3 or more = H	H	H

4530

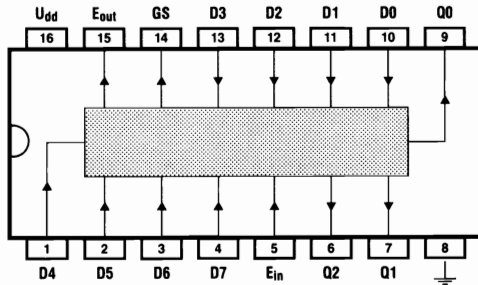
Range Data

Identification Data

Type	Man	B Sec. 3 Pins- Art-Nr.	T _U	U _{dd}			P _{tot} max mW	U _{dd}			I _{dd} typ μA	t _{TR} n _{styp}			t _{PD} n _{styp}		
				V _{min}	V _{max}	mW		V	V _{max}	V _{min}		Pin	↓	↑	P _{in} → P _{in}	↓	↑
HD 14530 B	Hit		I	-0.5	+20	200	5	1.5	3.5		Q	100	180	D → Q	280	255	
							15	4	11		Q	40	65	D → Q	100	85	
MC 14530 BAL	Mot	16-dil-4	M	-0.5	+18	500	5	1.25	3.75	0.5n	Q	100	100	E → Q	430	375	
							10	2.5	7.5	1n	Q	50	50	E → Q	195	180	
							15	3	12	1.5n	Q	40	40	E → Q	120	110	
MC 14530 BCL	Mot	16-dil-4	I	-0.5	+18	500	5	1.25	3.75	0.5n	Q	100	100	E → Q	430	375	
							10	2.5	7.5	1n	Q	50	50	E → Q	195	180	
							15	3	12	1.5n	Q	40	40	E → Q	120	110	
MC 14530 BCP	Mot	16-dil-1	I	-0.5	+18	500	5	1.25	3.75	0.5n	Q	100	100	E → Q	430	375	
							10	2.5	7.5	1n	Q	50	50	E → Q	195	180	
							15	3	12	1.5n	Q	40	40	E → Q	120	110	
TC 4530 BP	Tos	16-dil-2	I	-0.5	+20	300	5	1.5	3.5	1n	Q	80	80	D → Z	240	240	
							10	3	7	1n	Q	50	50	D → Z	100	100	
							15	4	11	2n	Q	40	50	D → Z	70	70	
μPD 4530 BC	Nec	16-dil-2	I	-0.5	+20	200	5	1.5	3.5	5n	Q	100	100	E → Q	280	255	
							10	3	7	10n	Q	60	60	E → Q	125	120	
							15	4	11	15n	Q	50	50	E → Q	100	85	

4532

8-Bit Priority Encoder

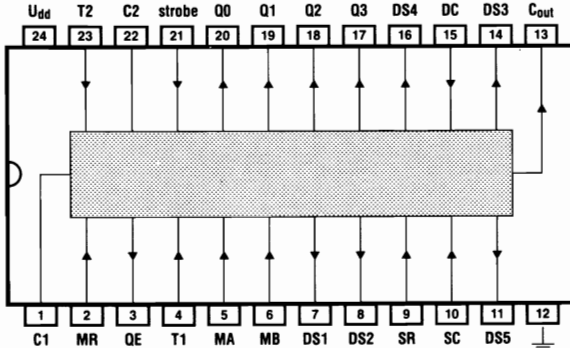


Inputs								Outputs					
E _{in}	D7	D6	D5	D4	D3	D2	D1	D0	GS	Q2	Q1	Q0	E _{out}
L	X	X	X	X	X	X	X	X	L	L	L	L	L
H	L	L	L	L	L	L	L	L	L	L	L	L	H
H	H	X	X	X	X	X	X	X	H	H	H	L	L
H	L	H	X	X	X	X	X	X	H	H	H	L	L
H	L	L	H	X	X	X	X	X	H	H	L	L	L
H	L	L	L	H	X	X	X	X	H	H	L	L	L
H	L	L	L	L	H	X	X	X	H	L	H	L	L
H	L	L	L	L	L	H	X	X	H	L	H	L	L
H	L	L	L	L	L	L	H	X	H	L	L	H	L
H	L	L	L	L	L	L	L	H	H	L	L	L	L

4532			Range Data				Identification Data									
Type	Man	B Sec. 3 Pins-Art-Nr.	T _J	U _{dd}		P _{tot} max	U _{dd}	U _{IL} U _{NL} U _{IH} U _{NH}		I _{dd} typ	t _{TR} n _{styp}			t _{PD} n _{styp}		
				V min	V max			V max	V min		μA	Pin	↓	↑	Pin	↓
CD 4532 BD	Rca	16-dil-5	M	-0.5	+20	200	5	1.5	3.5	40n	Q	100	100	D · Q	220	220
				10			10	3	7	40n	Q	50	50	D · Q	110	110
				15			15	4	11	40n	Q	40	40	D · Q	85	85
CD 4532 BE	Rca	16-dil-1	I	-0.5	+20	200	5	1.5	3.5	40n	Q	100	100	D · Q	220	220
				10			10	3	7	40n	Q	50	50	D · Q	110	110
				15			15	4	11	40n	Q	40	40	D · Q	85	85
CD 4532 BF	Rca	16-dil-4	M	-0.5	+20	200	5	1.5	3.5	40n	Q	100	100	D · Q	220	220
				10			10	3	7	40n	Q	50	50	D · Q	110	110
				15			15	4	11	40n	Q	40	40	D · Q	85	85
CD 4532 BH	Rca	chip	M	-0.5	+20	200	5	1.5	3.5	40n	Q	100	100	D · Q	220	220
				10			10	3	7	40n	Q	50	50	D · Q	110	110
				15			15	4	11	40n	Q	40	40	D · Q	85	85
CD 4532 BK	Rca	16-flat-1	M	-0.5	+20	200	5	1.5	3.5	40n	Q	100	100	D · Q	220	220
				10			10	3	7	40n	Q	50	50	D · Q	110	110
				15			15	4	11	40n	Q	40	40	D · Q	85	85
HCC 4532 BD	Sgs	16-dil-5	M	-0.5	+20	200	5	1.5	3.5	40n	Q	100	100	D · Q	220	220
				10			10	3	7	40n	Q	50	50	D · Q	110	110
				15			15	4	11	40n	Q	40	40	D · Q	85	85
HCC 4532 BF	Sgs	16-dil-4	M	-0.5	+20	200	5	1.5	3.5	40n	Q	100	100	D · Q	220	220
				10			10	3	7	40n	Q	50	50	D · Q	110	110
				15			15	4	11	40n	Q	40	40	D · Q	85	85
HCC 4532 BK	Sgs	16-flat-1	M	-0.5	+20	200	5	1.5	3.5	40n	Q	100	100	D · Q	220	220
				10			10	3	7	40n	Q	50	50	D · Q	110	110
				15			15	4	11	40n	Q	40	40	D · Q	85	85
HCF 4532 BE	Sgs	16-dil-1	I	-0.5	+20	200	5	1.5	3.5	40n	Q	100	100	D · Q	220	220
				10			10	3	7	40n	Q	50	50	D · Q	110	110
				15			15	4	11	40n	Q	40	40	D · Q	85	85
HCF 4532 BF	Sgs	16-dil-4	I	-0.5	+20	200	5	1.5	3.5	40n	Q	100	100	D · Q	220	220
				10			10	3	7	40n	Q	50	50	D · Q	110	110
				15			15	4	11	40n	Q	40	40	D · Q	85	85
HCF 4532 BM	Sgs	16-mic-1	I	-0.5	+18	200	5	1.5	3.5	40n	Q	100	100	D · Q	220	220
				10			10	3	7	40n	Q	50	50	D · Q	110	110
				15			15	4	11	40n	Q	40	40	D · Q	85	85

4534

Real Time 5-Decade Counter



MR = master reset, MA = mode A, MB = mode B, SR = scanner reset, SC = scanner clock,
 C1/C2 = capacitors, QE = error output, Q0...Q3 = BCD outputs, DS1...DS5 = digit select,
 DC = 3-state control of DS1...DS5

4534			Range Data			Identification Data										
Type	Man	B Sec. 3 Pins- Art-Nr.	T _U	U _{dd}		P _{tot} max mW	U _{dd}	U _{IL}	U _{IH}	I _{dd} typ μA	t _{TR} n _{styp}			t _{PD} n _{styp}		
				V min	V max			V max	V min		Pin	↓	↑	Pin → Pin	↓	↑
HEF 4534 BD	Val	24-dil-4	I	-0.5	+18	500	5	1.5	3.5	(50	Q	60	60	T-Q	300	240
				10			10	3	7	(100	Q	30	30	T-Q	130	100
				15			15	4	11	(200	Q	20	20	T-Q	95	75
HEF 4534 BP	Val	24-dil-1	I	-0.5	+18	500	5	1.5	3.5	(50	Q	60	60	T-Q	300	240
				10			10	3	7	(100	Q	30	30	T-Q	130	100
				15			15	4	11	(200	Q	20	20	T-Q	95	75
HEF 4534 BT	Val	24-mic-2	I	-0.5	+18	400	5	1.5	3.5	(50	Q	60	60	T-Q	300	240
				10			10	3	7	(100	Q	30	30	T-Q	130	100
				15			15	4	11	(200	Q	20	20	T-Q	95	75
MC 14534 BAL	Mot	24-dil-4	M	-0.5	+18	500	5	1	4	10n	Q	100	100	T-Q	4μ	4μ
				10			10	2	8	20n	Q	50	50	T-Q	1.5μ	1.5μ
				15			15	3	12	30n	Q	40	40	T-Q	1μ	1μ
MC 14534 BCL	Mot	24-dil-4	I	-0.5	+18	500	5	1	4	10n	Q	100	100	T-Q	4μ	4μ
				10			10	2	8	20n	Q	50	50	T-Q	1.5μ	1.5μ
				15			15	3	12	30n	Q	40	40	T-Q	1μ	1μ
MC 14534 BCP	Mot	24-dil-1	I	-0.5	+18	500	5	1	4	10n	Q	100	100	T-Q	4μ	4μ
				10			10	2	8	20n	Q	50	50	T-Q	1.5μ	1.5μ
				15			15	3	12	30n	Q	40	40	T-Q	1μ	1μ
MN 4534 B	Mat		I	-0.5	+20	200	5	1.5	3.5		Q	100	180	T-Q	4μ	4μ
				15			15	4	11		Q	40	65	T-Q	1μ	1μ
SCL 4534 B	Spr		I	-0.5	+20	200	5	1.5	3.5		Q	100	180	T-Q	4μ	4μ
				15			15	4	11		Q	40	65	T-Q	1μ	1μ
4534 BDC	Fch	24-dil-4	I	-0.5	+18	400	5	1.5	3.5							
				10			10	3	7							
				15			15	4	11							
4534 BDM	Fch	24-dil-4	M	-0.5	+18	400	5	1.5	3.5							
				10			10	3	7							
				15			15	4	11							
4534 BFC	Fch	24-flat-1	I	-0.5	+18	400	5	1.5	3.5							
				10			10	3	7							
				15			15	4	11							
4534 BFM	Fch	24-flat-1	M	-0.5	+18	400	5	1.5	3.5							
				10			10	3	7							
				15			15	4	11							

4534			Range Data			Identification Data						4536	Programmable Timer						
Type	Man	B Sec. 3 Pins- Art-Nr.	T _U	U _{dd}		P _{tot} max mW	U _{dd}		I _{dd} typ μA	t _{TR} ns _{typ}								I _{PD} ns _{typ}	
				V min	V max		V	V		Pin ↓	Pin ↑							Pin ↓	Pin ↑
4534 BPC	Fch	24-dil-1	I	-0.5	+18	400	5	1.5	3.5										
				10	3	7	15	4	11										

Inputs					Outputs		
E	S	R	ICL	Iosc	Q1	Q2	Q
┌	L	L	L	L	┌	┌	no change
└	L	L	L	L	└	└	advance
X	H	L	L	L	L	H	H
X	L	H	L	L	L	H	L
X	L	L	H	L	L	L	no change
L	L	L	L	X	L	H	no change
H	L	L	L	└	└	└	advance

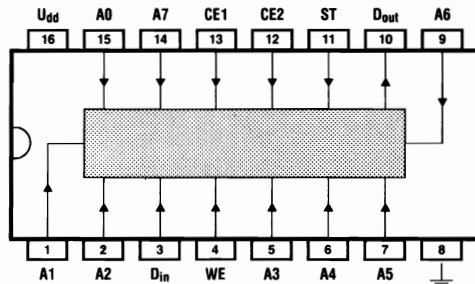
Inputs				Outputs	
D	C	B	A	Q	8-By
L	L	L	L	9	1
L	L	L	H	10	2
L	L	H	L	11	3
L	L	H	H	12	4
.
H	H	H	L	23	15
H	H	H	H	24	16

1) Iosc = oscillator inhibit, ICL = clock inhibit
2) 8-By = 8-Bypass, ME = mono in, Q = decode output

4536			Range Data			Identification Data							4536			Range Data			Identification Data																		
Type	Man	B Sec. 3 Pins- Art-Nr.	TU	Udd		Ptot max	Udd	U _{IL}	U _{IH}	I _{dd} typ	t _{TR} ns _{typ}			t _{PD} ns _{typ}			Type	Man	B Sec. 3 Pins- Art-Nr.	TU	Udd		Ptot max	Udd	U _{IL}	U _{IH}	I _{dd} typ	t _{TR} ns _{typ}			t _{PD} ns _{typ}						
				V min	V max			V max	V min		μA	Pin	↓	↑	Pin → Pin	↓					↑	V min			V max	V max		V min	μA	Pin	↓	↑	Pin → Pin	↓	↑		
CD 4536 BD	Rca	16-dil-5	M	-0.5	+20	200	5	1.5	3.5	40n	Q	100	100	T→Q1	1000	1000	MC 14536 BAL	Mot	16-dil-4	M	-0.5	+18	500	5	1.5	3.5	10n	Q	100	100	T→Q1	1.8μ	1.8μ				
							10	3	7	40n	Q	50	50	T→Q1	500	500								10	3	7	20n	Q	50	50	T→Q1	650	650				
							15	4	11	40n	Q	40	40	T→Q1	350	350								15	4	11	30n	Q	40	40	T→Q1	450	450				
CD 4536 BE	Rca	16-dil-1	I	-0.5	+20	200	5	1.5	3.5	40n	Q	100	100	T→Q1	1000	1000	MC 14536 BCL	Mot	16-dil-4	I	-0.5	+18	500	5	1.5	3.5	10n	Q	100	100	T→Q1	1.8μ	1.8μ				
							10	3	7	40n	Q	50	50	T→Q1	500	500								10	3	7	20n	Q	50	50	T→Q1	650	650				
							15	4	11	40n	Q	40	40	T→Q1	350	350								15	4	11	30n	Q	40	40	T→Q1	450	450				
CD 4536 BF	Rca	16-dil-4	M	-0.5	+20	200	5	1.5	3.5	40n	Q	100	100	T→Q1	1000	1000	MC 14536 BCP	Mot	16-dil-1	I	-0.5	+18	500	5	1.5	3.5	10n	Q	100	100	T→Q1	1.8μ	1.8μ				
							10	3	7	40n	Q	50	50	T→Q1	500	500								10	3	7	20n	Q	50	50	T→Q1	650	650				
							15	4	11	40n	Q	40	40	T→Q1	350	350								15	4	11	30n	Q	40	40	T→Q1	450	450				
CD 4536 BH	Rca	chip	M	-0.5	+20		5	1.5	3.5	40n	Q	100	100	T→Q1	1000	1000																					
							10	3	7	40n	Q	50	50	T→Q1	500	500																					
							15	4	11	40n	Q	40	40	T→Q1	350	350																					
CD 4536 BK	Rca	16-flat-1	M	-0.5	+20	200	5	1.5	3.5	40n	Q	100	100	T→Q1	1000	1000																					
							10	3	7	40n	Q	50	50	T→Q1	500	500																					
							15	4	11	40n	Q	40	40	T→Q1	350	350																					
HCC 4536 BD	Sgs	16-dil-5	M	-0.5	+20	200	5	1.5	3.5	40n	Q	100	100	R→Q		3μ																					
							10	3	7	40n	Q	50	50	R→Q		1μ																					
							15	4	11	40n	Q	40	40	R→Q		750																					
HCC 4536 BF	Sgs	16-dil-4	M	-0.5	+20	200	5	1.5	3.5	40n	Q	100	100	T→Q16																							
							10	3	7	40n	Q	50	50	T→Q16																							
							15	4	11	40n	Q	40	40	T→Q16																							
HCC 4536 BK	Sgs	16-flat-1	M	-0.5	+20	200	5	1.5	3.5	40n	Q	100	100	T→Q16																							
							10	3	7	40n	Q	50	50	T→Q16																							
							15	4	11	40n	Q	40	40	T→Q16																							
HCF 4536 BE	Sgs	16-dil-1	I	-0.5	+18	200	5	1.5	3.5	40n	Q	100	100	T→Q16																							
							10	3	7	40n	Q	50	50	T→Q16																							
							15	4	11	40n	Q	40	40	T→Q16																							
HCF 4536 BF	Sgs	16-dil-4	I	-0.5	+18	200	5	1.5	3.5	40n	Q	100	100	T→Q16																							
							10	3	7	40n	Q	50	50	T→Q16																							
							15	4	11	40n	Q	40	40	T→Q16																							
HD 14536 B	Hit		I	-0.5	+20	200	5	1.5	3.5		Q	100	180	T→Q1	1.8μ	1.8μ																					
							15	4	11		Q	40	65	T→Q1	450	450																					
HEF 4536 B	Sig		I	-0.5	+20	200	5	1.5	3.5		Q	100	180	T→Q1	1.8μ	1.8μ																					
							15	4	11		Q	40	65	T→Q1	450	450																					

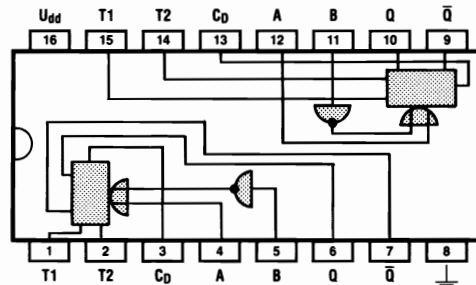
4537

256 × 1-Bit Static RAM



CE1	CE2	ST	WE	Function
H	X	X	X	-
X	H	X	X	-
L	L	L	L	write
L	L	L	H	read

4538

Dual Precision Monostable
Multivibrator

4537

Range Data

Identification Data

Type	Man	B Sec. 3 Pins- Art-Nr.	TU	U _{dd}		P _{tot} max mW	U _{dd}		I _{dd} typ μA	t _{TR} n _{styp}			t _{PD} n _{styp}				
				V	V		V	V		Pin	↓	↑	Pin	↓	↑		
				min	max		max	min		Pin	Pin	Pin	Pin	Pin			
MCM 14537 AL	Mot	16-dil-5	M	-0.5	+18	5	10		0.5	Q	100	180					
						10	10		1	Q	50	90					
						15	15		1.5	Q	40	65					
MCM 14537 CL	Mot	16-dil-5	I	-0.5	+18	5	10		0.5	Q	100	180					
						10	10		1	Q	50	90					
						15	15		1.5	Q	40	65					

4538

Range Data

Identification Data

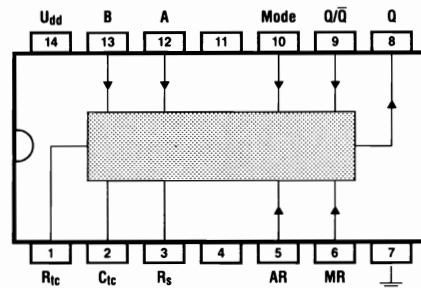
Type	Man	B Sec. 3 Pins- Art-Nr.	TU	U _{dd}		P _{tot} max mW	U _{dd}		I _{dd} typ μA	t _{TR} n _{styp}			t _{PD} n _{styp}						
				V	V		V	V		Pin	↓	↑	Pin	↓	↑				
				min	max		max	min		Pin	Pin	Pin	Pin	Pin					
BU 4538 B	Toy		I	-0.5	+20	200	5	15	1.5	3.5	4	11	Q	100	100	A/B -Q	300	300	
							10	40	40	40	40	40	Q	40	40	A/B -Q	100	100	
CD 4538 BCJ	Nsc	16-dil-4	I	-0.5	+18	500	5	10	1.5	3.5	3	7	5n	Q	100	100	A/B -Q	300	300
							10	15	4	11	10n	15n	Q	50	50	A/B -Q	150	150	
							15	15	4	11	15n	15n	Q	40	40	A/B -Q	100	100	

4538				Range Data			Identification Data							4538				Range Data			Identification Data														
Type	Man	B Sec. 3 Pins- Art-Nr.	T _U	U _{dd}		P _{tot} max	U _{dd}	U _{IL}	U _{IH}	I _{dd}	t _{TR}			t _{PD}			Type	Man	B Sec. 3 Pins- Art-Nr.	T _U	U _{dd}		P _{tot} max	U _{dd}	U _{IL}	U _{IH}	I _{dd}	t _{TR}			t _{PD}				
				V min	V max	mW		V	V max	V min	μA	Pin	↓	↑	Pin	↓					↑	V min	V max		mW	V	V max	V min	μA	Pin	↓	↑	Pin	↓	↑
MC 14538 BCP	Mot	16-dil-1	I	-0.5	+18	500	5	1.5	3.5	5n	Q	100	100	A/B -Q	300	300	μPD 4538 BC	Nec	16-dil-2	I	-0.5	+20	200	5	1.5	3.5	5n	Q	100	100	A/B -Q	300	300		
						10	3	7	10n	Q	50	50	A/B -Q	150	150								10	3	7	10n	Q	50	50	A/B -Q	150	150			
						15	4	11	15n	Q	40	40	A/B -Q	100	100								15	4	11	15n	Q	40	40	A/B -Q	100	100			
MN 4538 B	Mat		I	-0.5	+20	200	5	1.5	3.5		Q	100	100	A/B -Q	300	300	μPD 4538 BG	Nec	16-mic-1	I	-0.5	+20	200	5	1.5	3.5	5n	Q	100	100	A/B -Q	300	300		
						15	4	11		Q	40	40	A/B -Q	100	100								15	4	11	10n	Q	50	50	A/B -Q	150	150			
											Q	40	40	A/B -Q	100	100							15	4	11	15n	Q	40	40	A/B -Q	100	100			
MSM 4538 B	Oki		I	-0.5	+20	200	5	1.5	3.5		Q	100	100	A/B -Q	300	300	HD 74HC4538 BP	Hit		I	-0.5	+7	500	2				Q	30	30	A/B -Q	110	100		
						15	4	11		Q	40	40	A/B -Q	100	100								6				Q	8	8	A/B -Q	23	21			
NJU 4538 B	Njr		I	-0.5	+20	200	5	1.5	3.5		Q	100	100	A/B -Q	300	300	LR 74HC4538 BP	Sha		I	-0.5	+7	500	2			Q	30	30	A/B -Q	110	100			
						15	4	11		Q	40	40	A/B -Q	100	100								6				Q	8	8	A/B -Q	23	21			
TC 4538 BF	Tos	16-mic-3	I	-0.5	+20	180	5	1.5	3.5	5n	Q	80	80	A/B -Q	380	380	M 74HC4538 BP	Mit		I	-0.5	+7	500	2			Q	30	30	A/B -Q	110	100			
						10	3	7	10n	Q	50	50	A/B -Q	150	150								6				Q	8	8	A/B -Q	23	21			
						15	4	11	15n	Q	40	50	A/B -Q	100	100								6				Q	8	8	A/B -Q	23	21			
TC 4538 BP	Tos	16-dil-2	I	-0.5	+20	300	5	1.5	3.5	5n	Q	80	80	A/B -Q	380	380	MM 74HC4538 M	Nsc	16-mic-1	I	-0.5	+7	500	2	0.5	1.5	Q	30	30	A/B -Q	100				
						10	3	7	10n	Q	50	50	A/B -Q	150	150								4.5	1.35	3.15	Q	10	10	A/B -Q	25					
						15	4	11	15n	Q	40	50	A/B -Q	100	100								6	1.8	4.2	(130)	Q	8	8	A/B -Q	21				
V 4538 D	Mkm	16-dil-1	I	-0.5	+18	300	5	1.5	3.5	150				R -Q	(500	(500	MM 74HC4538 N	Nsc	16-dil-1	I	-0.5	+7	600	2	0.5	1.5	Q	30	30	A/B -Q	100				
						10	3	7	300					R -Q	(250	(250								4.5	1.35	3.15	Q	10	10	A/B -Q	25				
						15	4	11	600					R -Q	(190	(190								6	1.8	4.2	(130)	Q	8	8	A/B -Q	21			
4538 BDC	Fch	16-dil-4	I	-0.5	+18	400	5	1.5	3.5								MSM74HC4538BP	Oki		I	-0.5	+7	500	2			Q	30	30	A/B -Q	110	100			
						10	3	7															6				Q	8	8	A/B -Q	23	21			
						15	4	11																			Q	8	8	A/B -Q	23	21			
4538 BDM	Fch	16-dil-4	M	-0.5	+18	400	5	1.5	3.5								TC 74HC4538 BP	Tos		I	-0.5	+7	500	2			Q	30	30	A/B -Q	110	100			
						10	3	7															6				Q	8	8	A/B -Q	23	21			
						15	4	11																			Q	8	8	A/B -Q	23	21			
4538 BFC	Fch	16-flat-2	I	-0.5	+18	400	5	1.5	3.5								μPD 74HC4538 BP	Nec		I	-0.5	+7	500	2			Q	30	30	A/B -Q	110	100			
						10	3	7															6				Q	8	8	A/B -Q	23	21			
						15	4	11																			Q	8	8	A/B -Q	23	21			
4538 BFM	Fch	16-flat-2	M	-0.5	+18	400	5	1.5	3.5																										
						10	3	7																											
						15	4	11																											
4538 BPC	Fch	16-dil-1	I	-0.5	+18	400	5	1.5	3.5																										
						10	3	7																											
						15	4	11																											

4539			Range Data			Identification Data										
Type	Man	B Sec. 3 Pins- Art-Nr.	T _U	U _{dd}		P _{tot} max	U _{dd}	U _{IL}	U _{IH}	I _{dd} typ	t _{TR} n _{styp}			t _{PD} n _{styp}		
				V min	V max	mW		V	V max		V min	μA	Pin	↓	↑	Pin → Pin
4539BDC	Fch	16-dil-4	I	-0.5	+18	400	5	1.5	3.5	(20	Q	66	76	E → Q	140	166
				10			10	3	7	(40	Q	30	39	E → Q	58	71
				15			15	4	11	(80	Q	22	29	E → Q	40	51
4539BDM	Fch	16-dil-4	M	-0.5	+18	400	5	1.5	3.5	(5	Q	66	76	E → Q	140	166
				10			10	3	7	(10	Q	30	39	E → Q	58	71
				15			15	4	11	(20	Q	22	29	E → Q	40	51
4539BFC	Fch	16-flat-2	I	-0.5	+18	400	5	1.5	3.5	(20	Q	66	76	E → Q	140	166
				10			10	3	7	(40	Q	30	39	E → Q	58	71
				15			15	4	11	(80	Q	22	29	E → Q	40	51
4539BFM	Fch	16-flat-2	M	-0.5	+18	400	5	1.5	3.5	(5	Q	66	76	E → Q	140	166
				10			10	3	7	(10	Q	30	39	E → Q	58	71
				15			15	4	11	(20	Q	22	29	E → Q	40	51
4539BPC	Fch	16-dil-1	I	-0.5	+18	400	5	1.5	3.5	(20	Q	66	76	E → Q	140	166
				10			10	3	7	(40	Q	30	39	E → Q	58	71
				15			15	4	11	(80	Q	22	29	E → Q	40	51
μPD4539BC	Nec	16-dil-2	I	-0.5	+20	200	5	1.5	3.5	5n	Q	100	100	A → Q	215	215
				10			10	3	7	10n	Q	50	50	A → Q	95	95
				15			15	4	11	15n	Q	40	40	A → Q	80	80

4541

Programmable Oscillator/Timer



A	B	Stages	Divide-by
L	L	13	8192
L	H	10	1024
H	L	8	256
H	H	16	65536

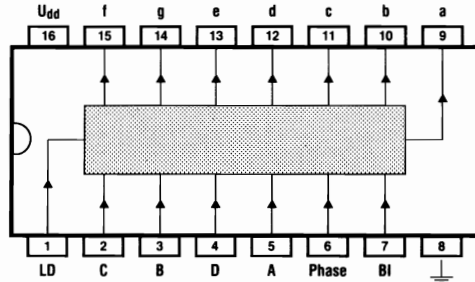
Pin	= L	= H
5	auto reset operation	auto reset disabled
6	timer operation	master reset on
9	Q = L after reset	Q = H after reset
10	single cycle	recycle mode

4541			Range Data			Identification Data										
Type	Man	B Sec. 3 Pins- Art-Nr.	T _U	U _{dd}		P _{tot} max	U _{dd}	U _{IL}	U _{IH}	I _{dd} typ	t _{TR} n _{styp}			t _{PD} n _{styp}		
				V min	V max	mW		V	V max		V min	μA	Pin	↓	↑	Pin → Pin
CD4541BCJ	Nsc	14-dil-4	I	-0.5	+18	500	5	1.5	3.5	5n	Q	50	50	T → Q	1800	1800
				10			10	3	7	10n	Q	30	30	T → Q	600	600
				15			15	4	11	15n	Q	25	25	T → Q	400	400

4541			Range Data				Identification Data							4541			Range Data				Identification Data												
Type	Man	B Sec. 3 Pins- Art-Nr.	T _U	U _{dd}		P _{tot} max	U _{dd}	U _{IL}	U _{IH}	I _{dd} typ	t _{TR}		t _{pd}		Type	Man	B Sec. 3 Pins- Art-Nr.	T _U	U _{dd}		P _{tot} max	U _{dd}	U _{IL}	U _{IH}	I _{dd} typ	t _{TR}		t _{pd}					
				V min	V max			V max	V min		μA	Pin	↓	↑					Pin →	↓			↑	V min		V max	V max	V min	μA	Pin	↓	↑	Pin →
CD4541 BCM	Nsc	14-mic-1	I	-0.5	+18	500	5	1.5	3.5	5n	Q	50	50	T-Q	1.8μ	1.8μ	HEF4541 BD	Val	14-dil-4	I	-0.5	+18	500	5	1.5	3.5	(20			R-Q	375	375	
						10	3	7	10n	Q	30	30	T-Q	600	600							10	3	7	(40			R-Q	150	150			
						15	4	11	15n	Q	25	25	T-Q	400	400							15	4	11	(80			R-Q	110	110			
CD4541 BCN	Nsc	14-dil-1	I	-0.5	+18	700	5	1.5	3.5	5n	Q	50	50	T-Q	1.8μ	1.8μ	HEF4541 BP	Val	14-dil-1	I	-0.5	+18	500	5	1.5	3.5	(20			R-Q	375	375	
						10	3	7	10n	Q	30	30	T-Q	600	600							10	3	7	(40			R-Q	150	150			
						15	4	11	15n	Q	25	25	T-Q	400	400							15	4	11	(80			R-Q	110	110			
CD4541 BD	Rca	14-dil-5	M	-0.5	+20	200	5	1.5	3.5	40n	Q	100	180	T-Q	3.5μ	3.5μ	HEF4541 BT	Val	14-mic-1	I	-0.5	+18	400	5	1.5	3.5	(20			R-Q	375	375	
						10	3	7	40n	Q	50	90	T-Q	1250	1250							10	3	7	(40			R-Q	150	150			
						15	4	11	40n	Q	40	65	T-Q	900	900							15	4	11	(80			R-Q	110	110			
CD4541 BE	Rca	14-dil-1	I	-0.5	+20	200	5	1.5	3.5	40n	Q	100	180	T-Q	3.5μ	3.5μ	MC14541 BAL	Mot	14-dil-4	M	-0.5	+18	500	5	1.5	3.5	5n	Q	100	100	T-Q	3.5μ	3.5μ
						10	3	7	40n	Q	50	90	T-Q	1250	1250							10	3	7	10n	Q	50	50	T-Q	1250	1250		
						15	4	11	40n	Q	40	65	T-Q	900	900							15	4	11	15n	Q	40	40	T-Q	900	900		
CD4541 BF	Rca	14-dil-4	I	-0.5	+20	200	5	1.5	3.5	40n	Q	100	180	T-Q	3.5μ	3.5μ	MC14541 BCL	Mot	14-dil-4	I	-0.5	+18	500	5	1.5	3.5	5n	Q	100	100	T-Q	3.5μ	3.5μ
						10	3	7	40n	Q	50	90	T-Q	1250	1250							10	3	7	10n	Q	50	50	T-Q	1250	1250		
						15	4	11	40n	Q	40	65	T-Q	900	900							15	4	11	15n	Q	40	40	T-Q	900	900		
CD4541 BH	Rca	chip	M	-0.5	+20	200	5	1.5	3.5	40n	Q	100	180	T-Q	3.5μ	3.5μ	MC14541 BCP	Mot	14-dil-1	I	-0.5	+18	500	5	1.5	3.5	5n	Q	100	100	T-Q	3.5μ	3.5μ
						10	3	7	40n	Q	50	90	T-Q	1250	1250							10	3	7	10n	Q	50	50	T-Q	1250	1250		
						15	4	11	40n	Q	40	65	T-Q	900	900							15	4	11	15n	Q	40	40	T-Q	900	900		
CD4541 BK	Rca	14-flat-1	M	-0.5	+20	200	5	1.5	3.5	40n	Q	100	180	T-Q	3.5μ	3.5μ	MN4541 B	Mat		I	-0.5	+20	200	5	1.5	3.5	Q	100	180	T-Q	3.5μ	3.5μ	
						10	3	7	40n	Q	50	90	T-Q	1250	1250							10	3	7	10n	Q	50	50	T-Q	1250	1250		
						15	4	11	40n	Q	40	65	T-Q	900	900							15	4	11	15n	Q	40	65	T-Q	900	900		
CD4541 BMD	Nsc	14-dil-5	M	-0.5	+18	500	5	1.5	3.5	5n	Q	50	50	T-Q	1800	1800					10	3	7	10n	Q	30	30	T-Q	600	600			
						15	4	11	15n	Q	25	25	T-Q	400	400							15	4	11	15n	Q	25	25	T-Q	400	400		
CD4541 BMJ	Nsc	14-dil-4	M	-0.5	+18	500	5	1.5	3.5	5n	Q	50	50	T-Q	1800	1800					10	3	7	10n	Q	30	30	T-Q	600	600			
						15	4	11	15n	Q	25	25	T-Q	400	400							15	4	11	15n	Q	25	25	T-Q	400	400		
CD4541 BMW	Nsc	14-flat-1	M	-0.5	+18		5	1.5	3.5	5n	Q	50	50	T-Q	1800	1800					10	3	7	10n	Q	30	30	T-Q	600	600			
						15	4	11	15n	Q	25	25	T-Q	400	400							15	4	11	15n	Q	25	25	T-Q	400	400		
HD14541 B	Hit		I	-0.5	+20	200	5	1.5	3.5		Q	100	180	T-Q	3.5μ	3.5μ					15	4	11		Q	40	65	T-Q	900	900			
HEF4541 B	Sig		I	-0.5	+20	200	5	1.5	3.5		Q	100	180	T-Q	3.5μ	3.5μ					15	4	11		Q	40	65	T-Q	900	900			

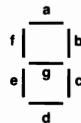
4543

BCD-to-7 Segment Latch/
Decoder/Driver



Phase = \bar{L} for LCDs, Phase = L for common cathode.
Phase = H for common anode

LD	BI	D	C	B	A	Display
X	H	X	X	X	X	blank latch
\bar{L}	L	X	X	X	X	
H	L	L	L	L	L	0
H	L	L	L	L	H	1
H	L	L	L	H	L	2
.
H	L	H	L	L	H	9
H	L	H	L	H	L	blank
H	L	H	L	H	H	blank
H	L	H	H	L	L	blank
H	L	H	H	L	H	blank
H	L	H	H	H	L	blank
H	L	H	H	H	H	blank



4543

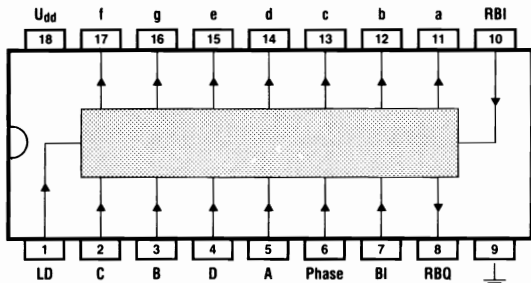
Range Data

Identification Data

Type	Man	B Sec. 3 Pins- Art-Nr.	T _U	U _{dd}		P _{tot} max	U _{dd}	U _{JL} *U _{NL}	U _{IH} *U _{NH}	I _{dd} typ	t _{TR}		t _{PD}			
				V min	V max						mW	V	V max	V min	μA	Pin ↓
				nsc	dil-4	dil-1	M	I	M	M	M	M	M	M	M	M
CD 4543 BCJ	Nsc	16-dil-4	I	-0.5	+18	500	5 10 15	1.5 3 7	3.5 7 11	(20 40 80)	Q Q Q	100 50 40	100 50 40	E-Q E-Q E-Q	450 170 110	500 180 120
CD 4543 BCN	Nsc	16-dil-1	I	-0.5	+18	700	5 10 15	1.5 3 7	3.5 7 11	(20 40 80)	Q Q Q	100 50 40	100 50 40	E-Q E-Q E-Q	500 180 120	450 170 110
CD 4543 BD	Rca	16-dil-5	M	-0.5	+20	200	5 10 15	1.5 3 7	3.5 7 11	40n 40n 40n	Q Q Q	180 90 65	180 90 65	E-Q E-Q E-Q	600 200 150	500 200 150
CD 4543 BE	Rca	16-dil-1	I	-0.5	+20	200	5 10 15	1.5 3 7	3.5 7 11	40n 40n 40n	Q Q Q	180 90 65	180 90 65	E-Q E-Q E-Q	600 200 150	500 200 150
CD 4543 BF	Rca	16-dil-4	M	-0.5	+20	200	5 10 15	1.5 3 7	3.5 7 11	40n 40n 40n	Q Q Q	180 90 65	180 90 65	E-Q E-Q E-Q	600 200 150	500 200 150
CD 4543 BH	Rca	chip	M	-0.5	+20	200	5 10 15	1.5 3 7	3.5 7 11	40n 40n 40n	Q Q Q	180 90 65	180 90 65	E-Q E-Q E-Q	600 200 150	500 200 150
CD 4543 BK	Rca	16-flat-1	M	-0.5	+20	200	5 10 15	1.5 3 7	3.5 7 11	40n 40n 40n	Q Q Q	180 90 65	180 90 65	E-Q E-Q E-Q	600 200 150	500 200 150
CD 4543 BMD	Nsc	16-dil-5	M	-0.5	+18	500	5 10 15	1.5 3 7	3.5 7 11	(5 10 20)	Q Q Q	100 50 40	100 50 40	E-Q E-Q E-Q	450 170 110	500 180 120
CD 4543 BMJ	Nsc	16-dil-4	M	-0.5	+18	700	5 10 15	1.5 3 7	3.5 7 11	(5 10 20)	Q Q Q	100 50 40	100 50 40	E-Q E-Q E-Q	500 180 120	450 170 110
CD 4543 BMW	Nsc	16-flat-1	M	-0.5	+18	700	5 10 15	1.5 3 7	3.5 7 11	(5 10 20)	Q Q Q	100 50 40	100 50 40	E-Q E-Q E-Q	500 180 120	450 170 110
HD 14543 B	Hit		I	-0.5	+20	200	5 15	1.5 4	3.5 11	Q Q	100 40	180 65	E-Q E-Q	505 155	605 185	
HEF 4543 B	Sig		I	-0.5	+20	200	5 15	1.5 4	3.5 11	Q Q	100 40	180 65	E-Q E-Q	505 155	605 185	

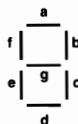
4544

BCD-to-7 Segment Latch/Decoder/
Driver, Ripple Blanking



Phase = \sqrt{L} for LCDs, Phase = L for common cathode,
Phase = H for common anode

LD	BI	D	C	B	A	Display
X	H	X	X	X	X	blank
\bar{L}	L	X	X	X	X	latch
H	L	L	L	L	L	0
H	L	L	L	L	H	1
H	L	L	L	H	L	2
.
H	L	H	L	L	H	9
H	L	H	L	H	L	blank
H	L	H	L	H	H	blank
H	L	H	H	L	L	blank
H	L	H	H	L	H	blank
H	L	H	H	H	L	blank
H	L	H	H	H	H	blank



4544

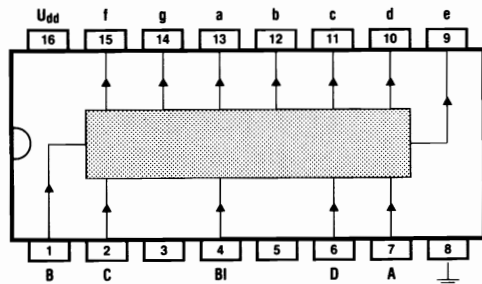
Range Data

Identification Data

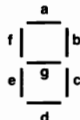
Type	Man	B Sec. 3 Pins- Art-Nr.	T _U	U _{dd}		P _{tot} max mW	U _{dd}			t _{TR} n _s typ			t _{PD} n _s typ			
				V min	V max		V _L UNL	V _H UNH	I _{dd} typ μA	Pin ↓	Pin ↑	Pin ↓	Pin ↑			
							V	V max	V min	μA	Q	Q	Q	Q		
MC 14544 AL	Mot	18-dil-4	M	-0.5	+18		5	1.5	3.5	5n	Q	100	180	E-Q	505	605
							10	3	7	10n	Q	50	90	E-Q	205	250
							15	4	11	15n	Q	40	65	E-Q	155	185
MC 14544 CL	Mot	18-dil-4	I	-0.5	+18		5	1.5	3.5	5n	Q	100	180	E-Q	505	605
							10	3	7	10n	Q	50	90	E-Q	205	250
							15	4	11	15n	Q	40	65	E-Q	155	185
MC 14544 CP	Mot		I	-0.5	+18		5	1.5	3.5	5n	Q	100	180	E-Q	505	605
							10	3	7	10n	Q	50	90	E-Q	205	250
							15	4	11	15n	Q	40	65	E-Q	155	185

4547

BCD-to-7 Segment Latch/
Decoder/Driver



BI	D	C	B	A	Display
L	X	X	X	X	blank
H	L	L	L	L	0
H	L	L	L	H	1
H	L	L	H	L	2
.
.
H	H	L	L	H	9
H	H	L	H	L	blank
.
.



4547

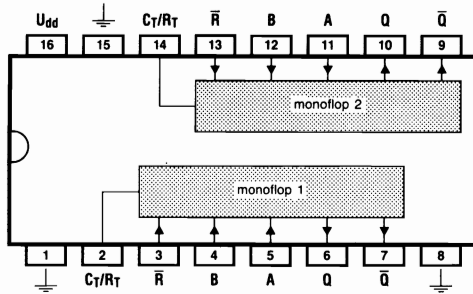
Range Data

Identification Data

Type	Man	B Sec. 3 Pins- Art-Nr.	TU	U _{dd}		P _{tot} max mW	U _{dd} V	U _{IL} U _{IH}		I _{dd} typ μA	t _{TR} n _{styp}			t _{PD} n _{styp}		
				V _{min}	V _{max}			V _{max}	V _{min}		Pin	↓	↑	Pin → Pin	↓	↑
MC14547AL	Mot	16-dil-4	M	-0.5	+18		5 10 15			10n 20n 30n	Q Q Q	125 75 65	40 30 25	E→Q E→Q E→Q	720 290 200	640 250 175
MC14547CL	Mot	16-dil-4	I	-0.5	+18		5 10 15			10n 20n 30n	Q Q Q	125 75 65	40 30 25	E→Q E→Q E→Q	720 290 200	640 250 175
MC14547CP	Mot	16-dil-1	I	-0.5	+18		5 10 15			10n 20n 30n	Q Q Q	125 75 65	40 30 25	E→Q E→Q E→Q	720 290 200	640 250 175

4548

Dual Monostable Multivibrator



Inputs		Outputs		
R̄	A	B	Q	Q̄
L	X	X	L	H
H	L	X	L	H
H	X	H	L	H
H	L	L	⌋	⌋
H	H	J	⌋	⌋

4548

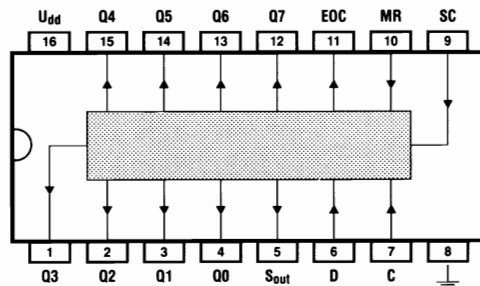
Range Data

Identification Data

Type	Man	B Sec. 3 Pins- Art-Nr.	TU	U _{dd}		P _{tot} max mW	U _{dd} V	U _{IL}	U _{IH}	I _{dd} typ μA	t _{TR} n _{styp}		t _{PD} n _{styp}			
				V _{min}	V _{max}			V _{max}	V _{min}		Pin	↑	Pin	↑		
				V	V	mW	V	V	V	μA	Pin	↓	↑	Pin	↓	↑
MC14548 AL	Mot	16-dil-4	M	-0.5	+18	500	5	1.5	3.5	50	Q	100	100	A/B -Q	200	200
							10	3	7		Q	50	50	A/B -Q	100	100
							15	4	11		Q	40	40	A/B -Q	80	80
MC14548 CL	Mot	16-dil-4	M	-0.5	+18	500	5	1.5	3.5	50	Q	100	100	A/B -Q	200	200
							10	3	7		Q	50	50	A/B -Q	100	100
							15	4	11		Q	40	40	A/B -Q	80	80
MC14548 CP	Mot	16-dil-1	M	-0.5	+18	500	5	1.5	3.5	50	Q	100	100	A/B -Q	200	200
							10	3	7		Q	50	50	A/B -Q	100	100
							15	4	11		Q	40	40	A/B -Q	80	80

4549

Successive Approximation Register



4549

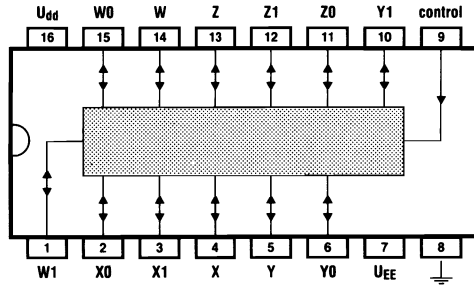
Range Data

Identification Data

Type	Man	B Sec. 3 Pins- Art-Nr.	TU	U _{dd}		P _{tot} max mW	U _{dd} V	U _{IL} • U _{NL} V max	U _{IH} • U _{NH} V min	I _{dd} typ μA	t _{TR} ns _{typ}			t _{PD} ns _{typ}		
				V min	V max						Pin	↓	↑	Pin → Pin	↓	↑
HD14549 B	Hit		I	-0.5	+20	200	5 15	1.5 4	3.5 11		Q Q	100 40	180 65	T • Q T • Q	500 155	500 155
MC14549 AL	Mot	16-dil-4	M	-0.5	+18		5 10 15	1.5 3 4	3.5 7 11	5n 10n 15n	Q Q Q	100 50 40	180 90 65	T • Q T • Q T • Q	500 210 155	500 210 155
MC14549 CL	Mot	16-dil-4	I	-0.5	+18		5 10 15	1.5 3 4	3.5 7 11	5n 10n 15n	Q Q Q	100 50 40	180 90 65	T • Q T • Q T • Q	500 210 155	500 210 155
MC14549 CP	Mot	16-dil-1	I	-0.5	+18		5 10 15	1.5 3 4	3.5 7 11	5n 10n 15n	Q Q Q	100 50 40	180 90 65	T • Q T • Q T • Q	500 210 155	500 210 155

4551

Quad 2-Channel Analog Multiplexer

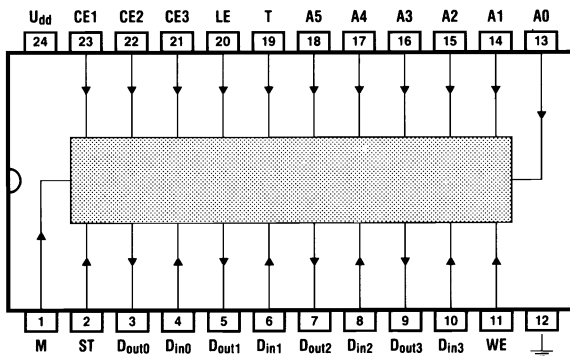


control	connect
L	W-W0 X-X0 Y-Y0 Z-Z0
H	W-W1 X-X1 Y-Y1 Z-Z1

4551			Range Data				Identification Data														
Type	Man	B Sec. 3 Pins- Art-Nr.	TU	U _{dd}		P _{tot} max	U _{dd}	U _{IL} *U _{NL}	U _{IH} *U _{NH}	I _{dd} typ	t _{TR} n _{styp}		t _{pd} n _{styp}								
				V min	V max						mW	V	V max	V min	μA	Pin	↓	↑	Pin	↓	↑
BU 4551 B	Toy		I	-0.5	+20	200	5 15	1.5 4	3.5 11				E -Q	35	35	E -Q	12	12			
MC 14551 BAL	Mot	16-dil-4	M	-0.5	+18	500	5 10 15	1.5 3 4	3.5 7 11	5n 10n 15n			E -Q	35	35	E -Q	15	15	E -Q	12	12
MC 14551 BCL	Mot	16-dil-4	I	-0.5	+18	500	5 10 15	1.5 3 4	3.5 7 11	5n 10n 15n			E -Q	35	35	E -Q	15	15	E -Q	12	12
MC 14551 BCP	Mot	16-dil-1	I	-0.5	+18	500	5 10 15	1.5 3 4	3.5 7 11	5n 10n 15n			E -Q	35	35	E -Q	15	15	E -Q	12	12

4552

64 x 4-Bit Static RAM



Inputs								Outputs	
CE1	CE2	CE3	T	LE	M	ST	WE	read	write
H	X	X	X	X	X	X	X	disabled	disabled
X	H	X	X	X	X	X	X	disabled	disabled
X	X	H	X	X	X	X	X	disabled	disabled
L	L	L	L	X	X	X	H	read	disabled
L	L	L	L	X	H	X	H	read	disabled
L	L	L	X	L	X	L	X	latch	disabled
L	L	L	X	X	X	L	L	?	write

4552

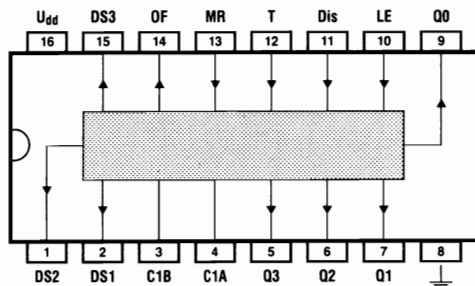
Range Data

Identification Data

Type	Man	B Sec. 3 Pins- Art-Nr.	T _U	U _{dd}		P _{tot} max mW	U _{dd}			t _{TR} n _{styp}			t _{pd} n _{styp}					
				V min	V max		V _{UNL}	V _{UH}	V _{UH}	I _{dd} typ μA	Pin	↓	↑	Pin → Pin	↓	↑		
						V	V max	V min	μA	Pin	↓	↑	Pin → Pin	↓	↑			
MCM14552 AL	Mot	24-dil-5	M	-0.5	+18		5	1.5	3.5	0.05	Q	100	180					
							10	3	7	0.1	Q	50	90					
							15	4	11	0.15	Q	40	65					
MCM14552 CL	Mot	24-dil-5	I	-0.5	+18		5	1.5	3.5	0.05	Q	100	180					
							10	3	7	0.1	Q	50	90					
							15	4	11	0.15	Q	40	65					
MCM14552 CP	Mot	24-dil-4	I	-0.5	+18		5	1.5	3.5	0.05	Q	100	180					
							10	3	7	0.1	Q	50	90					
							15	4	11	0.15	Q	40	65					

4553

3-Digit BCD Counter



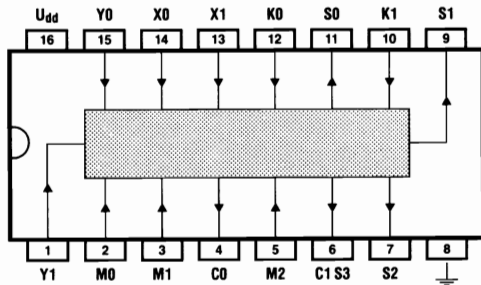
MR	T	DIS	LE	Function
L	J	L	L	-
L	L	L	L	count
L	X	H	X	-
L	H	J	L	count
L	H	L	L	-
L	L	X	X	-
L	X	X	J	latch
L	X	X	H	latch
H	X	X	L	reset

OF = overflow, C1A/C1B = capacitors, DS1...DS3 = digit select

4553		Range Data				Identification Data									
Type	Man	B Sec. 3 Pins-Art-Nr.	U _{dd}		P _{tot} max	U _{dd}	U _{IL} U _{IH}		I _{dd} typ	t _{TR} n _{styp}		t _{pd} n _{styp}			
			V min	V max			mW	V		V max	V min	μA	Pin	↑	Pin
HD 14553 B	Hit		I	-0.5 +20	200	5 15	1.5 4	3.5 11		Q	100 40	180 65	T -Q T -Q	900 300	900 300
MC 14553 BAL	Mot	16-dil-4	M	-0.5 +18	500	5 10 15	1.5 3 4	3.5 7 11	10n 20n 30n	Q	100 50 40	100 50 40	T -Q T -Q T -Q	900 500 200	900 500 200
MC 14553 BCL	Mot	16-dil-4	I	-0.5 +18	500	5 10 15	1.5 3 4	3.5 7 11	10n 20n 30n	Q	100 50 40	100 50 40	T -Q T -Q T -Q	900 500 200	900 500 200
MC 14553 BCP	Mot	16-dil-1	I	-0.5 +18	500	5 10 15	1.5 3 4	3.5 7 11	10n 20n 30n	Q	100 50 40	100 50 40	T -Q T -Q T -Q	900 500 200	900 500 200
4553 BDC	Fch	16-dil-4	I	-0.5 +18	400	5 10 15	1.5 3 4	3.5 7 11	(33 (65 (130	Q	42 24 18	90 42 30	T -Q T -Q T -Q	540 300 180	540 300 180
4553 BDM	Fch	16-dil-4	M	-0.5 +18	400	5 10 15	1.5 3 4	3.5 7 11	(9 (18 (35	Q	42 24 18	90 42 30	T -Q T -Q T -Q	540 300 180	540 300 180
4553 BFC	Fch	16-flat-2	I	-0.5 +18	400	5 10 15	1.5 3 4	3.5 7 11	(33 (65 (130	Q	42 24 18	90 42 30	T -Q T -Q T -Q	540 300 180	540 300 180
4553 BFM	Fch	16-flat-2	M	-0.5 +18	400	5 10 15	1.5 3 4	3.5 7 11	(9 (18 (35	Q	42 24 18	90 42 30	T -Q T -Q T -Q	540 300 180	540 300 180
4553 BPC	Fch	16-dil-1	I	-0.5 +18	400	5 10 15	1.5 3 4	3.5 7 11	(33 (65 (130	Q	42 24 18	90 42 30	T -Q T -Q T -Q	540 300 180	540 300 180

4554

2 x 2-Bit Parallel Binary Multiplexer



$$S = (X \times Y) + K + M$$

4554

Range Data

Identification Data

Type	Man	B Sec. 3 Pins- Art-Nr.	T _U	U _{dd}			P _{tot} max mW	U _{dd}			I _{dd} typ μA	t _{TR} n _s typ			t _{pd} n _s typ				
				V		V		V	V	V		V	V	Pin	↓	↑	Pin → Pin	↓	↑
				min	max														
HD 14554 B	Hit		I	-0.5	+20	200	5	1.5	3.5		Q	100	180	12	4	270	270		
							15	4	11		Q	40	85	12	4	85	85		
MC 14554 BAL	Mot	16-dil-4	M	-0.5	+18	500	5	1.5	3.5	5n	Q	100	100	K0	-C0	270	270		
							10	3	7	10n	Q	50	50	K0	-C0	115	115		
							15	4	11	15n	Q	40	40	K0	-C0	85	85		
MC 14554 BCL	Mot	16-dil-4	I	-0.5	+18	500	5	1.5	3.5	5n	Q	100	100	K0	-C0	270	270		
							10	3	7	10n	Q	50	50	K0	-C0	115	115		
							15	4	11	15n	Q	40	40	K0	-C0	85	85		
MC 14554 BCP	Mot	16-dil-1	I	-0.5	+18	500	5	1.5	3.5	5n	Q	100	100	K0	-C0	270	270		
							10	3	7	10n	Q	50	50	K0	-C0	115	115		
							15	4	11	15n	Q	40	40	K0	-C0	85	85		

4555		Dual 2-to-4 Demultiplexer		4555			Range Data			Identification Data										
				Type	Man	B Sec. 3 Pins-Art-Nr.	T _U	U _{dd}	P _{tot} max	U _{dd}	U _{IL}	U _{IH}	I _{dd} typ	t _{TR} n _{styp}	t _{PD} n _{styp}					
					V min	V max	mW	V	V max	V min	μA	Pin	↓	↑	Pin → Pin	↓	↑			
				CD 4555 BE	Rca	16-dil-1	I	-0.5	+20	200	5	1.5	3.5	40n	Q	100	100	A/B -Q	220	220
				CD 4555 BF	Rca	16-dil-4	M	-0.5	+20	200	5	1.5	3.5	40n	Q	100	100	A/B -Q	220	220
				CD 4555 BH	Rca	chip	M	-0.5	+20		5	1.5	3.5	40n	Q	100	100	A/B -Q	220	220
				CD 4555 BK	Rca	16-flat-1	M	-0.5	+20	200	5	1.5	3.5	40n	Q	100	100	A/B -Q	220	220
				HCC 4555 BD	Sgs	16-dil-5	M	-0.5	+20	200	5	1.5	3.5	40n	Q	100	100	A/B -Q	220	220
				HCC 4555 BF	Sgs	16-dil-4	M	-0.5	+20	200	5	1.5	3.5	40n	Q	100	100	A/B -Q	220	220
				HCC 4555 BK	Sgs	16-flat-1	M	-0.5	+20	200	5	1.5	3.5	40n	Q	100	100	A/B -Q	220	220
				HCF 4555 BE	Sgs	16-dil-1	I	-0.5	+18	200	5	1.5	3.5	40n	Q	100	100	A/B -Q	220	220
				HCF 4555 BF	Sgs	16-dil-4	I	-0.5	+18	200	5	1.5	3.5	40n	Q	100	100	A/B -Q	220	220
				HCF 4555 BM	Sgs	16-mic-1	I	-0.5	+18	200	5	1.5	3.5	40n	Q	100	100	A/B -Q	220	220
				HD 14555 B	Hit		I	-0.5	+20	200	5	1.5	3.5	Q	100	180	A/B -Q	220	220	
				HEF 4555 B	Sig		I	-0.5	+20	200	5	1.5	3.5	Q	100	180	A/B -Q	220	220	

Inputs		Outputs				
E	B	A	Q3	Q2	Q1	Q0
H	X	X	H	H	H	H
L	L	L	H	H	H	L
L	L	H	H	H	L	H
L	H	L	H	L	H	H
L	H	H	L	H	H	H

4555		Range Data			Identification Data											
Type	Man	B Sec. 3 Pins-Art-Nr.	T _U	U _{dd}	P _{tot} max	U _{dd}	U _{IL}	U _{IH}	I _{dd} typ	t _{TR} n _{styp}	t _{PD} n _{styp}					
				V min	V max	mW	V	V max	V min	μA	Pin	↓	↑	Pin → Pin	↓	↑
CD 4555 BD	Rca	16-dil-5	M	-0.5	+20	200	5	1.5	3.5	40n	Q	100	100	A/B -Q	220	220
							10	3	7	40n	Q	50	50	A/B -Q	95	95
							15	4	11	40n	Q	40	40	A/B -Q	70	70

4555			Range Data			Identification Data						4555			Range Data			Identification Data															
Type	Man	B Sec. 3 Pins- Art-Nr.	T _U	U _{dd}		P _{tot} max	U _{dd}	U _{IL}	U _{IH}	I _{dd} typ	I _{TR}			I _{PD}			Type	Man	B Sec. 3 Pins- Art-Nr.	T _U	U _{dd}		P _{tot} max	U _{dd}	U _{IL}	U _{IH}	I _{dd} typ	I _{TR}			I _{PD}		
				V min	V max			V max	V min		μA	Pin ↓	↑	Pin ↓	↑	V min					V max	V max			V min	μA		Pin ↓	↑	Pin ↓	↑		
HEF 4555 BD	Val	16-dil-4	I	-0.5	+18	500	5	1.5	3.5	(20 (40 (80	Q	60	60	E-Q	115	140	4555 BDM	Fch	16-dil-4	M	-0.5	+18	400	5	1.5	3.5	(5 (10 (20	Q	66	65	E-Q	127	148
HEF 4555 BP	Val	16-dil-1	I	-0.5	+18	500	5	1.5	3.5	(20 (40 (80	Q	60	60	E-Q	115	140	4555 BFC	Fch	16-flat-2	I	-0.5	+18	400	5	1.5	3.5	(20 (40 (80	Q	66	65	E-Q	127	148
HEF 4555 BT	Val	16-mic-1	I	-0.5	+18	400	5	1.5	3.5	(20 (40 (80	Q	60	60	E-Q	115	140	4555 BFM	Fch	16-flat-2	M	-0.5	+18	400	5	1.5	3.5	(5 (10 (20	Q	66	65	E-Q	127	148
M 4555 BP	Mit		I	-0.5	+20	200	5	1.5	3.5		Q	100	180	A/B-Q	220	220	4555 BPC	Fch	16-dil-1	I	-0.5	+18	400	5	1.5	3.5	(20 (40 (80	Q	66	65	E-Q	127	148
MC 14555 BAL	Mot	16-dil-4	M	-0.5	+18	500	5	1.5	3.5	5n 10n 15n	Q	100	100	A/B-Q	220	220	4555 DIE1	Sgs	chip	I	-0.5	+18	200	5	1.5	3.5	40n 40n 40n	Q	100	100	A/B-Q	220	220
MC 14555 BCL	Mot	16-dil-4	I	-0.5	+18	500	5	1.5	3.5	5n 10n 15n	Q	100	100	A/B-Q	220	220	μPD 4555 BC	Nec	16-dil-2	I	-0.5	+20	200	5	1.5	3.5	20n 20n 20n	Q	100	100	A/B-Q	220	220
MC 14555 BCP	Mot	16-dil-1	I	-0.5	+18	500	5	1.5	3.5	5n 10n 15n	Q	100	100	A/B-Q	220	220																	
MN 4555 B	Mat		I	-0.5	+20	200	5	1.5	3.5		Q	100	180	A/B-Q	220	220																	
MSM 4555 B	Ok		I	-0.5	+20	200	5	1.5	3.5		Q	100	180	A/B-Q	220	220																	
SCL 4555 B	Spr		I	-0.5	+20	200	5	1.5	3.5		Q	100	180	A/B-Q	220	220																	
TC 4555 BP	Tos	16-dil-2	I	-0.5	+20	300	5	1.5	3.5	2n 4n 8n	Q	80	80	A/B-Q	140	140																	
4555 BDC	Fch	16-dil-4	I	-0.5	+18	400	5	1.5	3.5	(20 (40 (80	Q	66	65	E-Q	127	148																	

4556			Range Data			Identification Data									4556			Range Data			Identification Data												
Type	Man	B Sec. 3 Pins- Art-Nr.	T _U	U _{DD}		P _{tot} max mW	U _{DD}	U _{IL} ·U _{NL}	U _{IH} ·U _{NH}	I _{DD} typ μA	t _{TR} n _{styp}			t _{PD} n _{styp}			Type	Man	B Sec. 3 Pins- Art-Nr.	T _U	U _{DD}		P _{tot} max mW	U _{DD}	U _{IL} ·U _{NL}	U _{IH} ·U _{NH}	I _{DD} typ μA	t _{TR} n _{styp}			t _{PD} n _{styp}		
				V min	V max						V	V max	V min	Pin ↓	↑	Pin ↓					↑	V min						V max	V	V max	V min	Pin ↓	↑
HEF 4556 BD	Val	16-dil-4	I	-0.5	+18	500	5	1.5	3.5	(20 10 15	Q Q Q	60 30 20	60 30 20	E · Q E · Q E · Q	130 50 35	105 40 30	4556 BDC	Fch	16-dil-4	I	-0.5	+18	400	5	1.5	3.5	(20 10 15	Q Q Q	77 29 20	75 37 25	E · Q E · Q E · Q	145 58 40	134 55 40
HEF 4556 BP	Val	16-dil-1	I	-0.5	+18	500	5	1.5	3.5	(40 10 15	Q Q Q	60 30 20	60 30 20	E · Q E · Q E · Q	130 50 35	105 40 30	4556 BDM	Fch	16-dil-4	M	-0.5	+18	400	5	1.5	3.5	(5 10 15	Q Q Q	77 29 20	75 37 25	E · Q E · Q E · Q	145 58 40	134 55 40
HEF 4556 BT	Val	16-mic-1	I	-0.5	+18	400	5	1.5	3.5	(20 10 15	Q Q Q	60 30 20	60 30 20	E · Q E · Q E · Q	130 50 35	105 40 30	4556 BFC	Fch	16-flat-2	I	-0.5	+18	400	5	1.5	3.5	(20 10 15	Q Q Q	77 29 20	75 37 25	E · Q E · Q E · Q	145 58 40	134 55 40
M 4556 BP	Mit		I	-0.5	+20	200	5	1.5	3.5		Q	100	180	A/B · Q A/B · Q	220 70	220 70	4556 BFM	Fch	16-flat-2	M	-0.5	+18	400	5	1.5	3.5	(5 10 15	Q Q Q	77 29 20	75 37 25	E · Q E · Q E · Q	145 58 40	134 55 40
MC 14556 BAL	Mot	16-dil-4	M	-0.5	+18	500	5	1.5	3.5	5n 10n 15n	Q Q Q	100 50 40	100 50 40	A/B · Q A/B · Q A/B · Q	220 95 70	220 95 70	4556 BPC	Fch	16-dil-1	I	-0.5	+18	400	5	1.5	3.5	(20 10 15	Q Q Q	77 29 20	75 37 25	E · Q E · Q E · Q	145 58 40	134 55 40
MC 14556 BCL	Mot	16-dil-4	I	-0.5	+18	500	5	1.5	3.5	5n 10n 15n	Q Q Q	100 50 40	100 50 40	A/B · Q A/B · Q A/B · Q	220 95 70	220 95 70	4556 DIE1	Sgs	chip	I	-0.5	+18	200	5	1.5	3.5	40n 40n 40n	Q Q Q	100 50 40	100 50 40	A/B · Q A/B · Q A/B · Q	220 95 70	220 95 70
MC 14556 BCP	Mot	16-dil-1	I	-0.5	+18	500	5	1.5	3.5	5n 10n 15n	Q Q Q	100 50 40	100 50 40	A/B · Q A/B · Q A/B · Q	220 95 70	220 95 70	μPD 4556 BC	Nec	16-dil-2	I	-0.5	+20	200	5	1.5	3.5	20n 20n 20n	Q Q Q	100 50 40	100 50 40	A/B · Q A/B · Q A/B · Q	220 95 70	220 95 70
MN 4556 B	Mat		I	-0.5	+20	200	5	1.5	3.5		Q	100	180	A/B · Q A/B · Q	220 70	220 70																	
MSM 4556 B	Oki		I	-0.5	+20	200	5	1.5	3.5		Q	100	180	A/B · Q A/B · Q	220 70	220 70																	
SCL 4556 B	Spr		I	-0.5	+20	200	5	1.5	3.5		Q	100	180	A/B · Q A/B · Q	220 70	220 70																	
TC 4556 BF	Tos	16-mic-3	I	-0.5	+20	180	5	1.5	3.5	2n 10 15	Q Q Q	80 50 40	80 50 40	A/B · Q A/B · Q A/B · Q	140 65 50	140 65 50																	
TC 4556 BP	Tos	16-dil-2	I	-0.5	+20	300	5	1.5	3.5	2n 10 15	Q Q Q	80 50 40	80 50 40	A/B · Q A/B · Q A/B · Q	140 65 50	140 65 50																	

4557		1-to-64-Bit Variable Length Shift Register								4557			Range Data			Identification Data					
Type	Man	B Sec. 3 Pins- Art-Nr.	TU	U _{dd}		P _{tot} max	U _{dd}	U _{IL} U _{IH}		I _{dd} typ	t _{TR}		t _{PD}								
				V min	V max			mW	V		V max	V min	μA	Pin	↓	↑	Pin → Pin	↓	↑		
HEF4557BD	Val	16-dil-4	I	-0.5	+18	500	5	1.5	3.5	(50 100 200)	Q	60	60	T-Q	240	240					
HEF4557BP	Val	16-dil-1	I	-0.5	+18	500	5	1.5	3.5	(50 100 200)	Q	60	60	T-Q	240	240					
HEF4557BT	Val	16-mic-1	I	-0.5	+18	400	5	1.5	3.5	(50 100 200)	Q	60	60	T-Q	240	240					
MC14557BAL	Mot	16-dil-4	M	-0.5	+18	500	5	1.5	3.5	10n 20n 30n	Q	100	100	T-Q	300	300					
MC14557BCL	Mot	16-dil-4	I	-0.5	+18	500	5	1.5	3.5	10n 20n 30n	Q	100	100	T-Q	300	300					
MC14557BCP	Mot	16-dil-1	I	-0.5	+18	500	5	1.5	3.5	10n 20n 30n	Q	100	100	T-Q	300	300					
MN4557B	Mat		I	-0.5	+20	200	5	1.5	3.5		Q	100	180	T-Q	550	550					
4557BDC	Fch	16-dil-4	I	-0.5	+18	400	5	1.5	3.5		Q	40	65	T-Q	150	150					
4557BDM	Fch	16-dil-4	M	-0.5	+18	400	5	1.5	3.5		Q	40	65	T-Q	150	150					
4557BFC	Fch	16-flat-2	I	-0.5	+18	400	5	1.5	3.5		Q	40	65	T-Q	150	150					
4557BFM	Fch	16-flat-2	M	-0.5	+18	400	5	1.5	3.5		Q	40	65	T-Q	150	150					
4557BPC	Fch	16-dil-1	I	-0.5	+18	400	5	1.5	3.5		Q	40	65	T-Q	150	150					

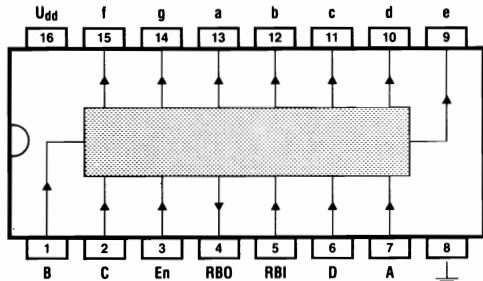
4557		Range Data			Identification Data																	
Type	Man	B Sec. 3 Pins- Art-Nr.	TU	U _{dd}		P _{tot} max	U _{dd}	U _{IL} U _{IH}		I _{dd} typ	t _{TR}		t _{PD}									
				V min	V max			mW	V		V max	V min	μA	Pin	↓	↑	Pin → Pin	↓	↑			
HD14557B	Hit		I	-0.5	+20	200	5	1.5	3.5		Q	100	180	T-Q	550	550						
HEF4557B	Sig		I	-0.5	+20	200	5	1.5	3.5		Q	100	180	T-Q	550	550						

L32	L16	L8	L4	L2	L1	Length
L	L	L	L	L	L	1 Bit
L	L	L	L	L	H	2 Bit
L	L	L	L	H	L	3 Bit
.
.
H	H	H	H	L	H	62 Bit
H	H	H	H	H	L	63 Bit
H	H	H	H	H	H	64 Bit

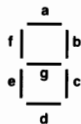
4558

BCD-to7 Segment Decoder

Decodificador BCD a 7 segmentos



EN	RBI	D	C	B	A	RBO	Display
L	L	X	X	X	X	L	8
L	H	X	X	X	X	H	blank
H	L	L	L	L	L	L	blank
H	H	L	L	L	L	H	0
H	X	L	L	L	H	H	1
H	X	L	L	H	L	H	2
.
H	X	H	L	L	H	H	blank
H	X	H	L	H	L	H	blank
H	X	H	L	H	H	H	blank
H	X	H	H	L	L	H	blank
H	X	H	H	L	H	H	blank
H	X	H	H	H	L	H	blank
H	X	H	H	H	H	H	blank



4558

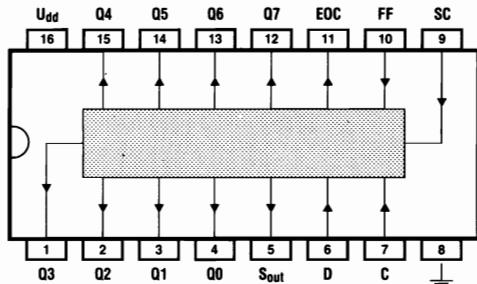
Range Data

Identification Data

Type	Man	B Sec. 3 Pins- Art-Nr.	T _U	U _{dd}		P _{tot} max	U _{dd}	U _{IL} UNL	U _{IH} UNH	I _{dd} typ	t _{TR} n _{styp}		t _{PD} n _{styp}			
				V _{min}	V _{max}						Pin	↑	Pin	↑		
				mW	V	V _{max}	V _{min}	μA	↓	↑	Pin	↑				
HD14558B	Hit		I	-0.5	+20	200	5 15	1.5 4	3.5 11		Q Q	100 40	180 65	E -Q E -Q	780 145	580 145
MC14558AL	Mot	16-dil-4	M	-0.5	+18		5 10 15	1.5 3 4	3.5 7 11	5n 10n 15n	Q Q Q	100 50 40	180 90 65		780 275 185	580 220 145
MC14558CL	Mot	16-dil-4	I	-0.5	+18		5 10 15	1.5 3 4	3.5 7 11	5n 10n 15n	Q Q Q	100 50 40	180 90 65		780 275 185	580 220 145
MC14558CP	Mot	16-dil-1	I	-0.5	+18		5 10 15	1.5 3 4	3.5 7 11	5n 10n 15n	Q Q Q	100 50 40	180 90 65		780 275 185	580 220 145

4559

Successive Approximation Register



4559			Range Data			Identification Data										
Type	Man	B Sec. 3 Pins-Art-Nr.	T _U	U _{dd}		P _{tot} max mW	U _{dd} V	U _{IL}	U _{IH}	I _{dd} typ μA	t _{TR} ns typ		t _{PD} ns typ			
				V min	V max			V max	V min		Pin ↓	↑	Pin ↓	↑		
MC 14559 AL	Mot	16-dil-4	M	-0,5	+ 18		5	1,5	3,5	5n	Q	100	180	A/B - S	750	750
							10	3	7	10n	Q	50	90	A/B - S	330	330
							15	4	11	15n	Q	40	65	A/B - S	220	220
MC 14559 CL	Mot	16-dil-4	I	-0,5	+ 18		5	1,5	3,5	5n	Q	100	180	A/B - S	750	750
							10	3	7	10n	Q	50	90	A/B - S	330	330
							15	4	11	15n	Q	40	65	A/B - S	220	220
MC 14559 CP	Mot	16-dil-1	I	-0,5	+ 18		5	1,5	3,5	5n	Q	100	180	A/B - S	750	750
							10	3	7	10n	Q	50	90	A/B - S	330	330
							15	4	11	15n	Q	40	65	A/B - S	220	220

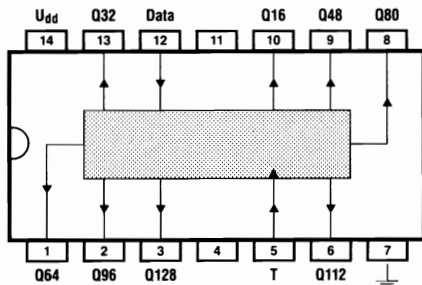
4560	NBCD Adder	4560		Range Data			Identification Data										
		Type	Man	B Sec. 3 Pins- Art-Nr.	T _U	U _{dd}		P _{tot} max mW	U _{dd}	U _{IL} •U _{NL}	U _{IH} •U _{NH}	I _{dd} typ μA	t _{TR} ns _{typ}		t _{PD} ns _{typ}		
						V min	V max						V	V max	V min	Pin ↓	Pin ↑
HD 14560 B	Hit		I	-0.5	+20	200	5 15	1.5 4	3.5 11			Q	100 40	180 65	A/B • S A/B • S	750 220	750 220
MC 14560 BAL	Mot	16-dil-4	M	-0.5	+18	500	5 10 15	1.5 3 4	3.5 7 11	5n 10n 15n		Q	100 50 40	100 50 40	A/B • S A/B • S A/B • S	750 330 220	750 330 220
MC 14560 BCL	Mot	16-dil-4	I	-0.5	+18	500	5 10 15	1.5 3 4	3.5 7 11	5n 10n 15n		Q	100 50 40	100 50 40	A/B • S A/B • S A/B • S	750 330 220	750 330 220
MC 14560 BCP	Mot	16-dil-1	I	-0.5	+18	500	5 10 15	1.5 3 4	3.5 7 11	5n 10n 15n		Q	100 50 40	100 50 40	A/B • S A/B • S A/B • S	750 330 220	750 330 220
TC 4560 BP	Tos	16-dil-2	I	-0.5	+20	300	5 10 15	1.5 3 4	3.5 7 11	5n 10n 15n		Q	80 50 40	80 50 40	A/B • S A/B • S A/B • S	660 250 170	660 250 170
4560 BDC	Fch	16-dil-4	I	-0.5	+18	400	5 10 15	1.5 3 4	3.5 7 11								
4560 BDM	Fch	16-dil-4	M	-0.5	+18	400	5 10 15	1.5 3 4	3.5 7 11								
4560 BFC	Fch	16-flat-2	I	-0.5	+18	400	5 10 15	1.5 3 4	3.5 7 11								
4560 BFM	Fch	16-flat-2	M	-0.5	+18	400	5 10 15	1.5 3 4	3.5 7 11								
4560 BPC	Fch	16-dil-1	I	-0.5	+18	400	5 10 15	1.5 3 4	3.5 7 11								
μPD 4560 BC	Nec	16-dil-2	I	-0.5	+20	200	5 10 15	1.5 3 4	3.5 7 11	5n 10n 15n		Q	100 50 40	100 50 40	A/B • S A/B • S A/B • S	500 250 120	500 250 120

Inputs					Outputs								
A4	A3	A2	A1	B4	B3	B2	B1	C _{in}	C _{out}	S4	S3	S2	S1
L	L	L	L	L	L	L	L	L	H	L	L	L	L
L	L	L	L	L	L	L	L	L	H	L	L	L	H
L	L	L	L	L	L	L	L	H	L	L	L	L	H
L	L	L	L	L	L	L	L	H	H	L	L	H	L
.
.
H	L	L	L	H	L	L	L	L	L	H	L	L	L
H	L	L	H	H	L	L	H	L	L	H	L	L	L

4561		9's Complementer						4561			Range Data			Identification Data										
								Type	Man	B Sec. 3 Pins- Art-Nr.	TU	U _{dd}		P _{tot} max	U _{dd}	U _{IL} *U _{NL}	U _{IH} *U _{NH}	I _{dd} typ	t _{TR}			t _{PD}		
												V min	V max						mW	V	V max	V min	μA	Pin
Inputs		Outputs																						
Z	Comp	Comp	F1...F4																					
H	X	X	L																					
L	L	L	A1...A4																					
L	L	H	A1...A4																					
L	H	L	complement																					
L	H	H	A1...A4																					
4561							Range Data			Identification Data														
Type	Man	B Sec. 3 Pins- Art-Nr.	TU	U _{dd}		P _{tot} max	U _{dd}	U _{IL} *U _{NL}	U _{IH} *U _{NH}	I _{dd} typ	t _{TR}			t _{PD}										
				V min	V max						mW	V	V max	V min	μA	Pin	↓	↑	Pin → Pin	↓	↑			
HD 14561 B	Hit		I	-0.5	+20	200	5	1.5	3.5		Q	100	180	E→Q	400	400								
MC 14561 BAL	Mot	14-dil-4	M	-0.5	+18	500	5	1.5	3.5	5n	Q	100	100	E→Q	400	400								
							10	3	7	10n	Q	50	50	E→Q	160	160								
							15	4	11	15n	Q	40	40	E→Q	120	120								
MC 14561 BCL	Mot	14-dil-4	I	-0.5	+18	500	5	1.5	3.5	5n	Q	100	100	E→Q	400	400								
MC 14561 BCP	Mot	14-dil-1	I	-0.5	+18	500	5	1.5	3.5	5n	Q	100	100	E→Q	400	400								
							10	3	7	10n	Q	50	50	E→Q	160	160								
							15	4	11	15n	Q	40	40	E→Q	120	120								
TC 4561 BP	Tos	14-dil-1	I	-0.5	+20	300	5	1.5	3.5	2n	Q	80	80	A→F	220	220								
4561 BDC	Fch	14-dil-4	I	-0.5	+18	400	5	1.5	3.5															
							10	3	7															
							15	4	11															
4561 BDM	Fch	16-dil-4	M	-0.5	+18	400	5	1.5	3.5															
4561 BFC	Fch	14-flat-2	I	-0.5	+18	400	5	1.5	3.5															
							10	3	7															
							15	4	11															
4561 BFM	Fch	14-flat-2	M	-0.5	+18	400	5	1.5	3.5															
4561 BPC	Fch	14-dil-1	I	-0.5	+18	400	5	1.5	3.5	5n	Q	100	100	E→Q	400	400								
							10	3	7	10n	Q	50	50	E→Q	160	160								
							15	4	11	15n	Q	40	40	E→Q	120	120								
μPD 4561 BC	Nec	14-dil-1	I	-0.5	+20	200	5	1.5	3.5	5n	Q	100	100	E→Q	250	250								
μPD 4561 BC	Nec	14-dil-1	I	-0.5	+20	200	5	1.5	3.5	5n	Q	100	100	E→Q	250	250								
							10	3	7	10n	Q	50	50	E→Q	160	160								
							15	4	11	15n	Q	40	40	E→Q	120	120								

4562

128-Bit Static Shift Register



4562

Range Data

Identification Data

Type	Man	B Sec. 3 Pins- Art-Nr.	T _U	U _{dd}		P _{tot} max mW	U _{dd}			I _{dd} typ μA	t _{TR} n _{styp}			t _{pd} n _{styp}		
				V min	V max		U _{IL} -U _{NL}	U _{JH} -U _{NH}	V min		Pin	↓	↑	Pin → Pin	↓	↑
						V	V	V	V	V	V	V	V	V	V	V
HD 14562 B	Hit		I	-0.5	+20	200	5	1.5	3.5		Q	100	180	T-Q	600	600
							15	4	11		Q	37	65	T-Q	170	170
MC 14562 BAL	Mot	14-dil-4	M	-0.5	+18	500	5	1.5	3.5	10n	Q	100	100	T-Q	600	600
							10	3	7	20n	Q	50	50	T-Q	250	250
							15	4	11	30n	Q	40	40	T-Q	170	170
MC 14562 BCL	Mot	14-dil-4	I	-0.5	+18	500	5	1.5	3.5	10n	Q	100	100	T-Q	600	600
							10	3	7	20n	Q	50	50	T-Q	250	250
							15	4	11	30n	Q	40	40	T-Q	170	170
MC 14562 BCP	Mot	14-dil-1	I	-0.5	+18	500	5	1.5	3.5	10n	Q	100	100	T-Q	600	600
							10	3	7	20n	Q	50	50	T-Q	250	250
							15	4	11	30n	Q	40	40	T-Q	170	170

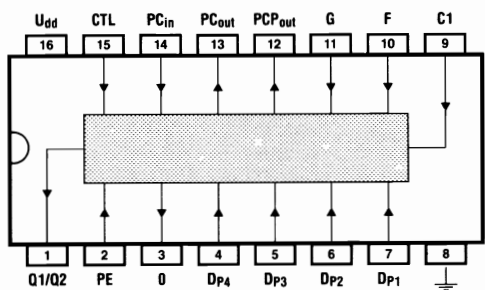
T	Function
L	-
J	shift

4566		Industrial Time Generator		4566			Range Data			Identification Data							
Type	Man	B Sec. 3 Pins- Art-Nr.	TU	U _{dd}		P _{tot} max mW	U _{dd} V	U _{IL} UNL V max	U _{JH} UNH V min	I _{dd} typ μA	t _{TR} n _{styp}			t _{PD} n _{styp}			
				V min	V max						V min	V max	V min	V max	Pin Pin	↓	↑
MC14566BCL	Mot	16-dil-4	I	-0,5	+18	500	5 10 15	1,5 3 7	3,5 7 15n	5n	Q Q Q	100 50 40	100 50 40	T T T	-Q3 -Q3 -Q3	1450 530 320	1450 530 320
MC14566BCP	Mot	16-dil-1	I	-0,5	+18	500	5 10 15	1,5 3 7	3,5 7 15n	5n	Q Q Q	100 50 40	100 50 40	T T T	-Q3 -Q3 -Q3	1450 530 320	1450 530 320
4566BDC	Fch	16-dil-4	I	-0,5	+18	400	5 10 15	1,5 3 7	3,5 7 11								
4566BDM	Fch	16-dil-4	M	-0,5	+18	400	5 10 15	1,5 3 7	3,5 7 11								
4566BFC	Fch	16-flat-2	I	-0,5	+18	400	5 10 15	1,5 3 7	3,5 7 11								
4566BFM	Fch	16-flat-2	M	-0,5	+18	400	5 10 15	1,5 3 7	3,5 7 11								
4566BPC	Fch	16-dil-1	I	-0,5	+18	400	5 10 15	1,5 3 7	3,5 7 11								

5/6 = divide-by-5/6 control

4566		Range Data			Identification Data												
Type	Man	B Sec. 3 Pins- Art-Nr.	TU	U _{dd}		P _{tot} max mW	U _{dd} V	U _{IL} UNL V max	U _{JH} UNH V min	I _{dd} typ μA	t _{TR} n _{styp}			t _{PD} n _{styp}			
				V min	V max						V min	V max	V min	V max	Pin Pin	↓	↑
HD 14566 B	Hit		I	-0,5	+20	200	5 15	1,5 4	3,5 11		Q	100 40	180 65	T T	-6 -6	1450 320	1450 320
MC 14566 BAL	Mot	16-dil-4	M	-0,5	+18	500	5 10 15	1,5 3 7	3,5 7 15n	5n	Q Q Q	100 50 40	100 50 40	T T T	-Q3 -Q3 -Q3	1450 530 320	1450 530 320

4568	Phase Comparator/Programmable Counter	4568		Range Data			Identification Data							
		Type	Man	B Sec. 3 Pins- Art-Nr.	T _U	U _{dd} V _{min} V _{max}	P _{tot} max mW	U _{dd} V	U _{IL} ·U _{NL} V _{max}	U _{IH} ·U _{NH} V _{min}	I _{dd} typ μA	t _{TR} n _s typ Pin	t _{PD} n _s typ Pin	
		HD 14568 B	Hit		I	-0.5 +20	200	5 15	1.5 4	3.5 11		Q Q	100 40	180 65
		MC 14568 AL	Mot	16-dil-4	M	-0.5 +18		5 10 15	1.5 3 4	3.5 7 11	5n 10n 15n	Q Q Q	100 50 40	180 90 65
		MC 14568 CL	Mot	16-dil-4	I	-0.5 +18		5 10 15	1.5 3 4	3.5 7 11	5n 10n 15n	Q Q Q	100 50 40	180 90 65
		MC 14568 CP	Mot	16-dil-1	I	-0.5 +18		5 10 15	1.5 3 4	3.5 7 11	5n 10n 15n	Q Q Q	100 50 40	180 90 65



Inputs						Outputs	
F	G	D _{P4}	D _{P3}	D _{P2}	D _{P1}	Stage-1 divide by	Stage-2 divide by
L	L	X	X	X	X	4	
L	H	X	X	X	X	16	
H	L	X	X	X	X	64	
H	H	X	X	X	X	100	
X	X	L	L	L	L		illegal!
X	X	L	L	L	H		1
X	X	L	L	H	L		2
.		
X	X	H	H	H	L		14
X	X	H	H	H	H		15

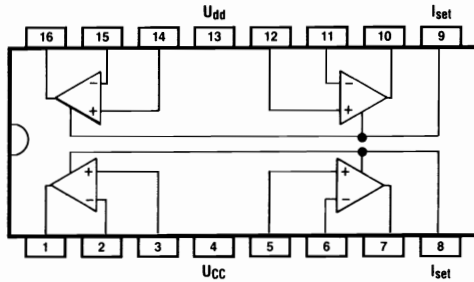
4569	Dual Programmable BCD Binary Counter		4569			Range Data			Identification Data								
			Type	Man	B Sec. 3 Pins- Art-Nr.	T _U	U _{dd}		P _{tot} max mW	U _{dd}	U _{IL} U _{NL}	U _{IH} U _{NH}	I _{dd} typ μA	t _{TR} ns _{typ}		t _{pd} ns _{typ}	
							V min	V max						V	V max	V min	Pin ↓
HD 14569 B	Hit		I	-0.5	+20	200	5	1.5	3.5		Q	100	100	D · Q	530	675	
							15	4	11		Q	40	40	D · Q	155	200	
MC 14569 BAL	Mot	16-dil-4	M	-0.5	+18	500	5	1.5	3.5	5n	Q	100	100	T · Q	530	675	
							10	3	7	10n	Q	50	50	T · Q	225	285	
							15	4	11	15n	Q	40	40	T · Q	155	200	
MC 14569 BCL	Mot	16-dil-4	I	-0.5	+18	500	5	1.5	3.5	5n	Q	100	100	T · Q	530	675	
							10	3	7	10n	Q	50	50	T · Q	225	285	
							15	4	11	15n	Q	40	40	T · Q	155	200	
MC 14569 BCP	Mot	16-dil-1	I	-0.5	+18	500	5	1.5	3.5	5n	Q	100	100	T · Q	530	675	
							10	3	7	10n	Q	50	50	T · Q	225	285	
							15	4	11	15n	Q	40	40	T · Q	155	200	

4572		Hex Gate										4572			Range Data			Identification Data										
												Type	Man	B Sec. 3 Pins- Art-Nr.	TU	U _{dd}		P _{tot} max	U _{dd}	U _{IL} ·U _{NL}	U _{IH} ·U _{NH}	I _{dd} typ	t _{TR} n _{styp}			t _{PD} n _{styp}		
																V min	V max						mW	V	V max	V min	μA	Pin
MC 14572UBAL	Mot	16-dil-4	M	-0,5	+ 18	500	5	1	4	0,5n	Q	100	180	E · Q	90	90	Q	50	90	E · Q	50	50	Q	40	65	E · Q	40	40
MC 14572UBCL	Mot	16-dil-4	I	-0,5	+ 18	500	5	1	4	0,5n	Q	100	180	E · Q	90	90	Q	50	90	E · Q	50	50	Q	40	65	E · Q	40	40
MC 14572UBCP	Mot	16-dil-1	I	-0,5	+ 18	500	5	1	4	0,5n	Q	100	180	E · Q	90	90	Q	50	90	E · Q	50	50	Q	40	65	E · Q	40	40
NJU 4572 B	Njr		I	-0,5	+ 20	200	5	1,5	3,5		Q	100	180	E · Q	115	115	Q	80	65	E · Q	40	40						
TC 4572 BF	Tos	16-mic-3	I	-0,5	+ 20	180	5	1,5	3,5	1n	Q	80	80	E · Q	95	95	Q	50	50	E · Q	45	45	Q	40	40	E · Q	35	35
TC 4572 BP	Tos	16-dil-2	I	-0,5	+ 20	300	5	1,5	3,5	1n	Q	80	80	E · Q	95	95	Q	50	50	E · Q	45	45	Q	40	40	E · Q	35	35
TP 4572 B	Tix		I	-0,5	+ 20	200	5	1,5	3,5		Q	100	180	E · Q	115	115	Q	80	65	E · Q	40	40						

4572		Range Data				Identification Data																						
Type	Man	B Sec. 3 Pins- Art-Nr.	TU	U _{dd}		P _{tot} max	U _{dd}	U _{IL} ·U _{NL}	U _{IH} ·U _{NH}	I _{dd} typ	t _{TR} n _{styp}			t _{PD} n _{styp}														
				V min	V max						mW	V	V max	V min	μA	Pin	↓	↑	Pin → Pin	↓	↑							
HD 14572 UB	Hit		I	-0,5	+ 20	200	5	1	4		Q	100	180	E · Q	115	115	Q	80	65	E · Q	40	40						
M 4572 BP	Mit		I	-0,5	+ 20	200	5	1,5	3,5		Q	100	180	E · Q	115	115	Q	80	65	E · Q	40	40						

4573

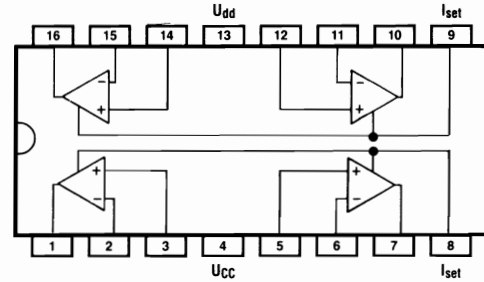
Quad Programmable Op Amp



- 1) $U_{min} = 0V$
- 2) $U_{max} = 3V$
- 3) $U_{max} = 8V$
- 4) $U_{max} = 13V$
- 5) $t_{PD} (5mV \text{ Overdrive}) = 1ms$

4574

Quad Programmable Comparator

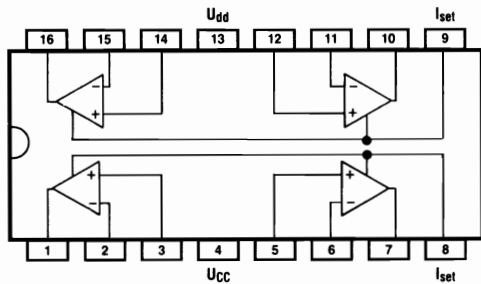


- 1) $U_{min} = 0V$
- 2) $U_{max} = 3V$
- 3) $U_{max} = 8V$
- 4) $U_{max} = 13V$
- 5) $t_{PD} (5mV \text{ Overdrive}) = 1ms$

4573				Range Data		Identification Data								
Type	Man	B Sec. 3 Pins-Art-Nr.	TU	U _{dd}		P _{tot} max	U _{dd}	U _{IL}	U _{IH}	I _{dd} typ	t _{TR} n _{styp}		t _{PD} n _{styp}	
				V min	V max			V max	V min		μA	Pin ↓	Pin ↑	Pin → Pin ↓
MC14573 AL	Mot	16-dil-4	M	-0.5	+18	5	1)	2)	Q	Q	100	100	5)	5)
						10	1)	3)	Q	Q				
						15	1)	4)	Q	Q				
MC14573 CL	Mot	16-dil-4	I	-0.5	+18	5	1)	2)	Q	Q	100	100	5)	5)
						10	1)	3)	Q	Q				
						15	1)	4)	Q	Q				
MC14573 CP	Mot	16-dil-1	I	-0.5	+18	5	1)	2)	Q	Q	100	100	5)	5)
						10	1)	3)	Q	Q				
						15	1)	4)	Q	Q				

4574				Range Data		Identification Data								
Type	Man	B Sec. 3 Pins-Art-Nr.	TU	U _{dd}		P _{tot} max	U _{dd}	U _{IL}	U _{IH}	I _{dd} typ	t _{TR} n _{styp}		t _{PD} n _{styp}	
				V min	V max			V max	V min		μA	Pin ↓	Pin ↑	Pin → Pin ↓
MC14574 AL	Mot	16-dil-4	M	-0.5	+18	5	1)	2)	Q	Q	100	100	5)	5)
						10	1)	3)	Q	Q				
						15	1)	4)	Q	Q				
MC14574 CL	Mot	16-dil-4	I	-0.5	+18	5	1)	2)	Q	Q	100	100	5)	5)
						10	1)	3)	Q	Q				
						15	1)	4)	Q	Q				
MC14574 CP	Mot	16-dil-1	M	-0.5	+18	5	1)	2)	Q	Q	100	100	5)	5)
						10	1)	3)	Q	Q				
						15	1)	4)	Q	Q				

4575	Quad Programmable Op Amp	4575		Range Data				Identification Data								
		Type	Man	B Sec. 3 Pins- Art-Nr.	T _U	U _{dd}		P _{tot} max mW	U _{dd}	U _{IL} *U _{NL}	U _{IH} *U _{NH}	I _{dd} typ μA	t _{TR} n _{styp}		t _{PD} n _{styp}	
						V min	V max						V	V max	V min	Pin ↓
MC14575 AL	Mot	16-dil-4	M	-0.5	+18		5 10 15	1) 1) 1)	2) 3) 4)			Q Q Q	100 100	100	5)	5)
MC14575 CL	Mot	16-dil-4	I	-0.5	+18		5 10 15	1) 1) 1)	2) 3) 4)			Q Q Q	100 100	100	5)	5)
MC14575 CP	Mot	16-dil-1	I	-0.5	+18		5 10 15	1) 1) 1)	2) 3) 4)			Q Q Q	100 100	100	5)	5)



- 1) U_{min} = 0V 2) U_{max} = 3V 3) U_{max} = 8V
 4) U_{max} = 13V 5) t_{PD} (5mV Overdrive) = 1ms

4580		4 × 4 Multiport Register											4580			Range Data			Identification Data					
Type	Man	B Sec. 3 Pins- Art-Nr.	TU	U _{dd}		P _{tot} max mW	U _{dd}	U _{IL} / U _{NL} / U _{IH} / U _{NH}		I _{dd} typ μA	t _{TR} n _{styp}		t _{PD} n _{styp}											
				V min	V max			V	V max		V min	Pin ↓	Pin ↑	Pin ↓	Pin ↑									
MC 14580 BAL	Mot	24-dil-4	M	-0.5	+ 18	500	5	1.5	3.5	10n	Q	100	100	T -> Q	650	650								
				10			3	7	20n	Q	50	50	T -> Q	250	250									
				15			4	11	30n	Q	40	40	T -> Q	170	170									
MC 14580 BCL	Mot	24-dil-4	I	-0.5	+ 18	500	5	1.5	3.5	10n	Q	100	100	T -> Q	650	650								
				10			3	7	20n	Q	50	50	T -> Q	250	250									
				15			4	11	30n	Q	40	40	T -> Q	170	170									
MC 14580 BCP	Mot	24-dil-1	I	-0.5	+ 18	500	5	1.5	3.5	10n	Q	100	100	T -> Q	650	650								
				10			3	7	20n	Q	50	50	T -> Q	250	250									
				15			4	11	30n	Q	40	40	T -> Q	170	170									

CA/CB = 3-state-control for A/B

4580		Range Data			Identification Data													
Type	Man	B Sec. 3 Pins- Art-Nr.	TU	U _{dd}		P _{tot} max mW	U _{dd}	U _{IL} / U _{NL} / U _{IH} / U _{NH}		I _{dd} typ μA	t _{TR} n _{styp}		t _{PD} n _{styp}					
				V min	V max			V	V max		V min	Pin ↓	Pin ↑	Pin ↓	Pin ↑			
HD 14580 B	Hit		I	-0.5	+ 20	200	5	1.5	3.5	15	4	11	Q	100	180	T -> Q	1.5μ	1.5μ
													Q	40	65	T -> Q	350	350

4581		4-Bit ALU										4581			Range Data			Identification Data												
														Type	Man	B Sec. 3 Pins- Art-Nr.	T _U	U _{dd} V min	V max	P _{tot} max mW	U _{dd} V	U _{IL} V max	U _{IH} V min	I _{dd} typ μA	t _{TR} n _{styp}	Pin ↓	↑	t _{PD} n _{styp}	Pin ↓	↑
HD 14581 B	Hit			I	-0.5	+20	200	5	1.5	3.5			Q	100	180	E - Q	705	705												
MC 14581 BAL	Mot	24-dil-4	M	-0.5	+18	500	5	1.5	3.5		5n	Q	100	100	ES - QS705	705														
MC 14581 BCL	Mot	24-dil-4	I	-0.5	+18	500	5	1.5	3.5		5n	Q	100	100	ES - QS705	705														
MC 14581 BCP	Mot	24-dil-1	I	-0.5	+18	500	5	1.5	3.5		5n	Q	100	100	ES - QS705	705														
SCL 4581 B	Spr			I	-0.5	+20	200	5	1.5	3.5		Q	100	180	E · Q	705	705													
4581 BDC	Fch	24-dil-4	I	-0.5	+18	400	5	1.5	3.5		10	Q	50	50	ES - QS250	250														
4581 BDM	Fch	24-dil-4	M	-0.5	+18	400	5	1.5	3.5		15	Q	40	40	ES - QS180	180														
4581 BFC	Fch	24-flat-1	I	-0.5	+18	400	5	1.5	3.5		10	Q	50	50	ES - QS250	250														
4581 BFM	Fch	24-flat-1	M	-0.5	+18	400	5	1.5	3.5		10	Q	50	50	ES - QS250	250														
4581 BPC	Fch	24-dil-1	I	-0.5	+18	400	5	1.5	3.5		15	Q	40	40	ES - QS180	180														

Mode Inputs				Data Outputs Q0...Q3			
S3	S2	S1	S0	BA = H, Logic	BA = L, Arithmetic function		
				Function	Cn = H	Cn = L	
L	L	L	L	\bar{A}	A	A plus 1	
L	L	L	H	$\bar{A} + \bar{B}$	A + B	(A + B) plus 1	
L	L	H	L	$\bar{A} \cdot \bar{B}$	A + B	(A + B) plus 1	
L	L	H	H	\bar{L}	minus 1	zero	
L	H	L	L	$\bar{A} \cdot \bar{B}$	A plus (A · B)	A plus (A · B) plus 1	
L	H	L	H	\bar{B}	(A + B) plus (A · B)	(A + B) plus (A · B) plus 1	
L	H	H	L	A ⊕ B	A minus B minus 1	A minus B	
L	H	H	H	A · B	(A · B) minus 1	A · B	
H	L	L	L	$\bar{A} + B$	A plus (A · B)	A plus (A · B) plus 1	
H	L	L	H	$\bar{A} \oplus \bar{B}$	A plus B	A plus B plus 1	
H	L	H	L	B	(A + B) plus (A · B)	(A + B) plus (A · B) plus 1	
H	L	H	H	A · B	(A · B) minus 1	A · B	
H	H	L	L	H	A plus A	A plus A plus 1	
H	H	L	H	A + B	(A + B) plus A	(A + B) plus A plus 1	
H	H	H	L	A + B	(A + B) plus A	(A + B) plus A plus 1	
H	H	H	H	A	A minus 1	A	

⊕ = exclusive-OR

4582		Look-Ahead Carry Block							4582			Range Data			Identification Data					
Type	Man	B Sec. 3 Pins- Art-Nr	T _U	U _{dd}		P _{tot} max mW	U _{dd}	U _{IL}	U _{IH}	I _{dd} typ μA	t _{TR} n _{styp}			t _{PD} n _{styp}						
				V min	V max			V max	V min		Pin	↓	↑	Pin → Pin	↓	↑				
MC14582BCL	Mot	16-dil-4	I	-0.5	+18	500	5	1.5	3.5	5n	Q	100	100	T · Q	345	345				
				10			10	3	7	10n	Q	50	50	T · Q	140	140				
				15			15	4	11	15n	Q	40	40	T · Q	110	110				
MC14582BCP	Mot	16-dil-1	I	-0.5	+18	500	5	1.5	3.5	5n	Q	100	100	T · Q	345	345				
				10			10	3	7	10n	Q	50	50	T · Q	140	140				
				15			15	4	11	15n	Q	40	40	T · Q	110	110				
SCL4582B	Spr		I	-0.5	+20	200	5	1.5	3.5		Q	100	180	E · Q	345	345				
							15	4	11		Q	40	65	E · Q	110	110				
4582BDC	Fch	16-dil-4	I	-0.5	+18	400	5	1.5	3.5	(20	Q	60	60							
							10	3	7	(40	Q	30	30							
							15	4	11	(80	Q	20	20							
4582BDM	Fch	16-dil-4	M	-0.5	+18	400	5	1.5	3.5	(5	Q	60	60							
							10	3	7	(10	Q	30	30							
							15	4	11	(20	Q	20	20							
4582BFC	Fch	16-flat-2	I	-0.5	+18	400	5	1.5	3.5	(20	Q	60	60							
							10	3	7	(40	Q	30	30							
							15	4	11	(80	Q	20	20							
4582BFM	Fch	16-flat-2	M	-0.5	+18	400	5	1.5	3.5	(5	Q	60	60							
							10	3	7	(10	Q	30	30							
							15	4	11	(20	Q	20	20							
4582BPC	Fch	16-dil-1	I	-0.5	+18	400	5	1.5	3.5	(20	Q	60	60							
							10	3	7	(40	Q	30	30							
							15	4	11	(80	Q	20	20							

4583	Dual Schmitt Trigger	4583		Range Data			Identification Data									
		Type	Man	B Sec. 3 Pins- Art-Nr.	T _U	U _{dd}		P _{tot} max mW	U _{dd}	U _{IL} ·U _{NL}	U _{IH} ·U _{NH}	I _{dd} typ μA	t _{TR} n _{styp}		t _{pd} n _{styp}	
						V _{min}	V _{max}						V	V _{max}	V _{min}	V _{min}
HD 14583 B	Hit		I	-0.5	+20	200	5	1.5	3.5		Q	100	180	A/B · 11	650	650
MC 14583 BAL	Mot	16-dil-4	M	-0.5	+18	500	5	1.5	3.5	0.5n	Q	100	180	E · Q	650	650
MC 14583 BCL	Mot	16-dil-4	I	-0.5	+18	500	5	1.5	3.5	0.5n	Q	100	180	E · Q	650	650
MC 14583 BCP	Mot	16-dil-1	I	-0.5	+18	500	5	1.5	3.5	0.5n	Q	100	180	E · Q	650	650
TC 4583 BP	Tos	16-dil-2	I	-0.5	+20	300	5	1.5	3.5	2n	Q	80	80	E · Q	200	200
4583 BDC	Fch	16-dil-4	I	-0.5	+18	400	5	1.5	3.5	(1	Q	84	84	E · Q	80	80
4583 BDM	Fch	16-dil-4	M	-0.5	+18	400	5	1.5	3.5	(0.25	Q	84	84	E · Q	80	80
4583 BFC	Fch	16-flat-2	I	-0.5	+18	400	5	1.5	3.5	(1	Q	84	84	E · Q	80	80
4583 BFM	Fch	16-flat-2	M	-0.5	+18	400	5	1.5	3.5	(0.25	Q	84	84	E · Q	80	80
4583 BPC	Fch	16-dil-1	I	-0.5	+18	400	5	1.5	3.5	(1	Q	84	84	E · Q	80	80

Inputs			Outputs				
A	B	DIS	A _{out}	A _{out}	B _{out}	B _{out}	EX-OR
L	L	L	L	Z	L	Z	L
L	L	H	L	H	L	H	L
L	H	L	L	Z	H	Z	H
L	H	H	L	H	H	L	H
H	L	L	H	Z	L	Z	H
H	L	H	H	L	L	H	H
H	H	L	H	Z	H	Z	L
H	H	H	H	L	H	L	L

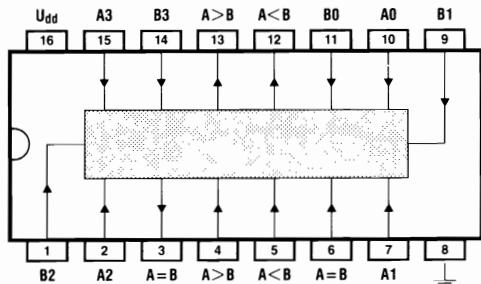
4584		Hex Schmitt Trigger		4584		Range Data			Identification Data							
Type	Man	B Sec. 3 Pins- Art-Nr	T _U	U _{dd}		P _{tot} max	U _{dd}	U _{IL} ·U _{NL}	U _{IH} ·U _{NH}	I _{dd} typ	t _{TR} n _{styp}		t _{pd} n _{styp}			
				V min	V max						mW	V	V max	V min	μA	Pin
M 4584 BP	Mit		I	-0.5	+20	200	5 15	1.5 4	3.5 11		Q Q	100 40	100 40	E · Q E · Q	125 40	125 40
MC 14584 BAL	Mot	14-dil-4	M	-0.5	+18	500	5 10 15	1.5 3 4	3.5 7 11	0.5n 1n 1.5n	Q Q Q	100 50 40	100 50 40	E · Q E · Q E · Q	125 50 40	125 50 40
MC 14584 BCL	Mot	14-dil-4	I	-0.5	+18	500	5 10 15	1.5 3 4	3.5 7 11	0.5n 1n 1.5n	Q Q Q	100 50 40	100 50 40	E · Q E · Q E · Q	125 50 40	125 50 40
MC 14584 BCP	Mot	14-dil-1	I	-0.5	+18	500	5 10 15	1.5 3 4	3.5 7 11	0.5n 1n 1.5n	Q Q Q	100 50 40	100 50 40	E · Q E · Q E · Q	125 50 40	125 50 40
MN 4584 B	Mat		I	-0.5	+20	200	5 15	1.5 4	3.5 11		Q Q	100 40	100 40	E · Q E · Q	125 40	125 40
MSM 4584 B	Oki		I	-0.5	+20	200	5 15	1.5 4	3.5 11		Q Q	100 40	100 40	E · Q E · Q	125 40	125 40
SCL 4584 B	Spr		I	-0.5	+20	200	5 15	1.5 4	3.5 11		Q Q	100 40	100 40	E · Q E · Q	125 40	125 40
TC 4584 BF	Tos	14-mic-3	I	-0.5	+20	180	5 10 15	1.5 3 4	3.5 7 11	1n 2n 4n	Q Q Q	80 50 40	80 50 40	E · Q E · Q E · Q	170 80 60	170 80 60
TC 4584 BP	Tos	14-dil-1	I	-0.5	+20	300	5 10 15	1.5 3 4	3.5 7 11	1n 2n 4n	Q Q Q	80 50 40	80 50 40	E · Q E · Q E · Q	170 80 60	170 80 60
μPD 4584 BC	Nec	14-dil-1	I	-0.5	+18	200	5 10 15	1.5 3 4	3.5 7 11	5n 10n 15n	Q Q Q	100 50 40	100 50 40	E · Q E · Q E · Q	160 65 40	160 65 50
μPD 4584 BG	Nec	14-mic-3	I	-0.5	+18	200	5 10 15	1.5 3 4	3.5 7 11	5n 10n 15n	Q Q Q	100 50 40	100 50 40	E · Q E · Q E · Q	160 65 50	160 65 50

E	Q
L	H
H	L

4584		Range Data		Identification Data												
Type	Man	B Sec. 3 Pins- Art-Nr	T _U	U _{dd}		P _{tot} max	U _{dd}	U _{IL} ·U _{NL}	U _{IH} ·U _{NH}	I _{dd} typ	t _{TR} n _{styp}		t _{pd} n _{styp}			
				V min	V max						mW	V	V max	V min	μA	Pin
BU 4584 B	Toy		I	-0.5	+20	200	5 15	1.5 4	3.5 11		Q Q	100 40	100 40	E · Q E · Q	125 40	125 40
HD 14584 B	Hit		I	-0.5	+20	200	5 15	1.5 4	3.5 11		Q Q	100 40	100 40	E · Q E · Q	125 40	125 40
LC 4584 B	Say		I	-0.5	+20	200	5 15	1.5 4	3.5 11		Q Q	100 40	100 40	E · Q E · Q	125 40	125 40

4585

4-Bit Magnitude Comparator



Inputs				Outputs					
A3,B3	A2,B2	A1,B1	A0,B0	A<B	A=B	A>B	A<B	A=B	A>B
A3>B3	X	X	X	X	X	X	L	L	H
A3=B3	A2>B2	X	X	X	X	X	L	L	H
A3=B3	A2=B2	A1>B1	X	X	X	X	L	L	H
A3=B3	A2=B2	A1=B1	A0>B0	X	X	X	L	L	H
A3<B3	X	X	X	X	X	X	H	L	L
A3=B3	A2<B2	X	X	X	X	X	H	L	L
A3=B3	A2=B2	A1<B1	X	X	X	X	H	L	L
A3=B3	A2=B2	A1=B1	A0<B0	X	X	X	H	L	L
A3=B3	A2=B2	A1=B1	A0=B0	L	L	H	L	L	H
A3=B3	A2=B2	A1=B1	A0=B0	L	H	L	L	H	L
A3=B3	A2=B2	A1=B1	A0=B0	H	L	L	H	L	L

4585

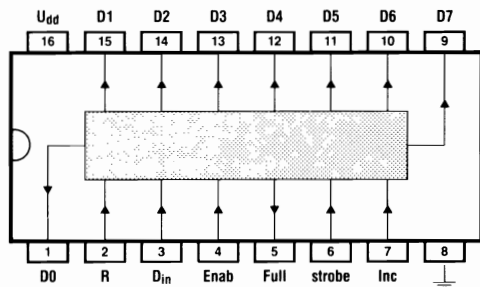
Range Data

Identification Data

Type	Man	B Sec. 3 Pins- Art-Nr.	T _U	U _{dd}		P _{tot} max mW	U _{dd} V	U _{IH}		I _{dd} typ μA	t _{TR}		t _{PD}					
				V _{min}	V _{max}			U _{IL} V _{max}	U _{INH} V _{min}		ns _{typ}	ns _{typ}	Pin → Pin	ns _{typ}	ns _{typ}			
				↓	↑			↓	↑		↓	↑						
CD4585 BD	Rca	16-dil-5	M	-0.5	+20	200	5 10 15	1.5 3 4	3.5 7 11	40n 40n 40n	Q Q Q	100 50 40	100 50 40	A/B A/B A/B	Q Q Q	300 125 80	300 125 80	
CD4585 BE	Rca	16-dil-1	I	-0.5	+20	200	5 10 15	1.5 3 4	3.5 7 11	40n 40n 40n	Q Q Q	100 50 40	100 50 40	A/B A/B A/B	Q Q Q	300 125 80	300 125 80	
CD4585 BF	Rca	16-dil-4	M	-0.5	+20	200	5 10 15	1.5 3 4	3.5 7 11	40n 40n 40n	Q Q Q	100 50 40	100 50 40	A/B A/B A/B	Q Q Q	300 125 80	300 125 80	
CD4585 BH	Rca	chip	M	-0.5	+20	200	5 10 15	1.5 3 4	3.5 7 11	40n 40n 40n	Q Q Q	100 50 40	100 50 40	A/B A/B A/B	Q Q Q	300 125 80	300 125 80	
CD4585 BK	Rca	16-flt-1	M	-0.5	+20	200	5 10 15	1.5 3 4	3.5 7 11	40n 40n 40n	Q Q Q	100 50 40	100 50 40	A/B A/B A/B	Q Q Q	300 125 80	300 125 80	
HCC4585 BD	Sgs	16-dil-5	M	-0.5	+20	200	5 10 15	1.5 3 4	3.5 7 11	40n 40n 40n	Q Q Q	100 50 40	100 50 40	A/B A/B A/B	Q Q Q	300 125 80	300 125 80	
HCC4585 BF	Sgs	16-dil-4	M	-0.5	+20	200	5 10 15	1.5 3 4	3.5 7 11	40n 40n 40n	Q Q Q	100 50 40	100 50 40	A/B A/B A/B	Q Q Q	300 125 80	300 125 80	
HCC4585 BK	Sgs	16-flt-1	M	-0.5	+20	200	5 10 15	1.5 3 4	3.5 7 11	40n 40n 40n	Q Q Q	100 50 40	100 50 40	A/B A/B A/B	Q Q Q	300 125 80	300 125 80	
HCF4585 BE	Sgs	16-dil-1	I	-0.5	+18	200	5 10 15	1.5 3 4	3.5 7 11	40n 40n 40n	Q Q Q	100 50 40	100 50 40	A/B A/B A/B	Q Q Q	300 125 80	300 125 80	
HCF4585 BF	Sgs	16-dil-4	I	-0.5	+18	200	5 10 15	1.5 3 4	3.5 7 11	40n 40n 40n	Q Q Q	100 50 40	100 50 40	A/B A/B A/B	Q Q Q	300 125 80	300 125 80	
HD14585 B	Hit		I	-0.5	+20	200	5 15	1.5 4	3.5 11		Q Q	100 40	180 65		E E	Q Q	430 130	430 130
HEF4585 B	Sig		I	-0.5	+20	200	5 15	1.5 4	3.5 11		Q Q	100 40	180 65		E E	Q Q	430 130	430 130

4597

8-Bit Bus Compatible Counter/Latch



Inc	Enab	R	strobe	Full	Function
X	H	L	X	H	reset
L	X	H	L	H	next address
L	X	H	L	L	full
X	X	H	H	?	latch data
X	H	H	X	?	D0...D7 = Z
X	L	H	X	?	latch → D0...D7

4597

Range Data

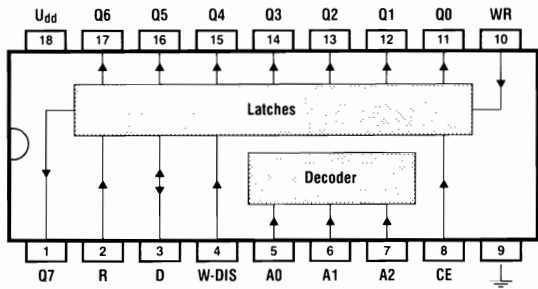
Identification Data

Type	Man	B Sec. 3 Pins- Art-Nr.	TU	U _{dd}		P _{tot} max mW	U _{dd}			I _{dd} typ μA	t _{TR} n _s typ		t _{PD} n _s typ			
				V _{min}	V _{max}		V _{max}	V _{max}	V _{min}		Pin	↓	↑	Pin	↓	↑
MC 14597 BAL	Mot	16-dil-4	M	-0.5	+18	500	5	0.8	2	5n	Q	100	100	R -Q	175	175
							10	1.6	6	10n	Q	50	50	R -Q	90	90
							15	2.4	10	15n	Q	40	40	R -Q	70	70
MC 14597 BCL	Mot	16-dil-4	I	-0.5	+18	500	5	0.8	2	5n	Q	100	100	R -Q	175	175
							10	1.6	6	10n	Q	50	50	R -Q	90	90
							15	2.4	10	15n	Q	40	40	R -Q	70	70
MC 14597 BCP	Mot	16-dil-1	I	-0.5	+18	500	5	0.8	2	5n	Q	100	100	R -Q	175	175
							10	1.6	6	10n	Q	50	50	R -Q	90	90
							15	2.4	10	15n	Q	40	40	R -Q	70	70

4598	8-Bit Bus Compatible Addressable Latch		4598			Range Data			Identification Data									
			Type	Man	B Sec. 3 Pins-Art-Nr	T _U	U _{dd} V _{min} - V _{max}	P _{tot} max mW	U _{dd} V	U _{IL} UNL V _{max}	U _{IH} UNH V _{min}	I _{dd} typ μA	t _{TR} n _{styp} Pin	t _{PD} n _{styp} Pin	I _{PD} n _{styp} Pin			
			MC 14598 BAL	Mot	18-dil-4	M	-0.5 +18	500	5 10 15	0.8 1.6 2.4	2 6 10	5n 10n 15n	Q Q Q	100 50 40	100 50 40	R · Q R · Q R · Q	175 90 70	175 90 70
			MC 14598 BCL	Mot	18-dil-4	I	-0.5 +18	500	5 10 15	0.8 1.6 2.4	2 6 10	5n 10n 15n	Q Q Q	100 50 40	100 50 40	R · Q R · Q R · Q	175 90 70	175 90 70
			MC 14598 BCP	Mot		I	-0.5 +18	500	5 10 15	0.8 1.6 2.4	2 6 10	5n 10n 15n	Q Q Q	100 50 40	100 50 40	R · Q R · Q R · Q	175 90 70	175 90 70

R	Enab	strobe	A2	A1	A0	Function
L	X	X	X	X	X	reset
H	H	X	X	X	X	D0...D7 = Z
H	L	X	X	X	X	latch · D0...D7
H	X	H	L	L	L	D _{in} · latch 0
H	X	H	L	L	H	D _{in} · latch 1
H	X	H	H	H	H	D _{in} · latch 7

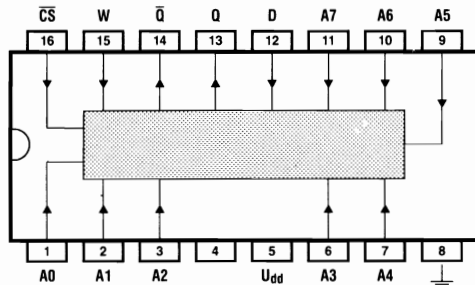
4599	8-Bit Addressable Latch	4599			Range Data				Identification Data									
		Type	Man	B Sec. 3 Pins- Art-Nr.	T _U	U _{dd}		P _{tot} max	U _{dd}	U _{IL} U _{NL}		U _{IH} U _{NH}		I _{dd} typ	t _{TR} n _{styp}		t _{PD} n _{styp}	
						V min	V max			mW	V	V max	V min		μA	Pin	↓	↑
MC14599 BAL	Mot	18-dil-4	M	-0.5	+18	500	5 10 15	1.5 3 4	3.5 7 11	5n 10n 15n	Q Q Q	100 50 40	100 50 40	D · Q D · Q D · Q	200 75 50	200 75 50		
MC14599 BCL	Mot	18-dil-4	I	-0.5	+18	500	5 10 15	1.5 3 4	3.5 7 11	5n 10n 15n	Q Q Q	100 50 40	100 50 40	D · Q D · Q D · Q	200 75 50	200 75 50		
MC14599 BCP	Mot		I	-0.5	+18	500	5 10 15	1.5 3 4	3.5 7 11	5n 10n 15n	Q Q Q	100 50 40	100 50 40	D · Q D · Q D · Q	200 75 50	200 75 50		



WR	R	Q addressed	Q unaddressed
L	L	= DATA	hold
L	H	= DATA	L
H	L	hold	hold
H	H	L	L

4720

256 × 1-Bit Random Access Memory

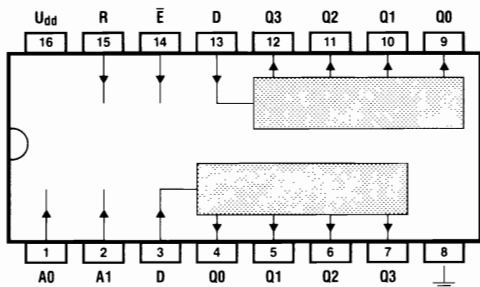


Inputs		Function	Outputs	
CS	W	Memory	Q	Q̄
H	X	inhibit	Z	Z
L	L	read D	memory	memory
L	H	write	memory	memory

4720			Range Data			Identification Data								
Type	Man	B Sec. 3 Pins- Art-Nr.	TU	U _{dd}		P _{tot} max	U _{dd}	U _{IL}	U _{IH}	I _{dd}	t _{TR}		t _{PD}	
				V min	V max	mW	V	V max	V min	μA	Pin	↓	↑	Pin
HEF 4720 BD	Val	16-dil-4	I	-0.5	+18	500	5	1.5	3.5	(50	Q	40	60	
							10	3	7	(100	Q	22	30	
							15	4	11	(200	Q	15	20	
HEF 4720 BP	Val	16-dil-1	I	-0.5	+18	500	5	1.5	3.5	(50	Q	40	60	
							10	3	7	(100	Q	22	30	
							15	4	11	(200	Q	15	20	
HEF 4720 BT	Val	16-mic-1	I	-0.5	+18	400	5	1.5	3.5	(50	Q	40	60	
							10	3	7	(100	Q	22	30	
							15	4	11	(200	Q	15	20	
HEF 4720 VD	Val	16-dil-4	I	-0.5	+18	500	5	1.5	3.5	(50	Q	40	60	
							10	3	7	(100	Q	22	30	
							15	4	11	(200	Q	15	20	
HEF 4720 VP	Val	16-dil-1	I	-0.5	+18	500	5	1.5	3.5	(50	Q	40	60	
							10	3	7	(100	Q	22	30	
							15	4	11	(200	Q	15	20	
HEF 4720 VT	Val	16-mic-1	I	-0.5	+18	400	5	1.5	3.5	(50	Q	40	60	
							10	3	7	(100	Q	22	30	
							15	4	11	(200	Q	15	20	

4723

Dual 4-Bit Addressable Latch



A2	A1	Addressed Q
L	L	Q0
L	H	Q1
H	L	Q2
H	H	Q3
All other Qs are unaddressed		

E-bar	R	Addressed Q	Unaddressed Q	Function
L	L	= D	hold	addressable latch memory demultiplexer reset
H	L	hold	hold	
L	H	= D	L	
H	H	L	L	

4723

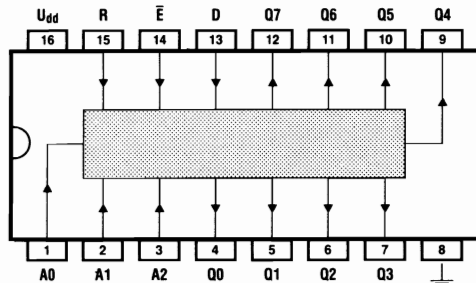
Range Data

Identification Data

Type	Man	B Sec. 3 Pins- Art-Nr.	TU	U _{dd}		P _{tot} max mW	U _{dd} V	U _{IL}	U _{IH}	I _{dd} typ μA	t _{TR} n _s typ			t _{PD} n _s typ		
				V _{min}	V _{max}			V _{max}	V _{min}		Pin	↓	↑	Pin → Pin	↓	↑
CD4723 BCM	Nsc	16-mic-1	I	-0.5	+18	500	5	1.5	3.5	20n	Q	100	100	D → Q	200	200
							10	3	7	20n	Q	50	50	D → Q	75	75
							15	4	11	20n	Q	40	40	D → Q	50	50
CD4723 BCN	Nsc	16-dil-1	I	-0.5	+18	700	5	1.5	3.5	20n	Q	100	100	D → Q	200	200
							10	3	7	20n	Q	50	50	D → Q	75	75
							15	4	11	20n	Q	40	40	D → Q	50	50

4724

8-Bit Addressable Latch



A2	A1	A0	Addressed Q
L	L	L	Q0
L	L	H	Q1
.	.	.	.
.	.	.	.
H	H	H	Q7

All other Qs are unaddressed

E-bar	R	Addressed Q	Unaddressed Q	Function
L	L	=D	hold	addressable latch memory demultiplexer reset
H	L	hold	hold	
L	H	=D	L	
H	H	L	L	

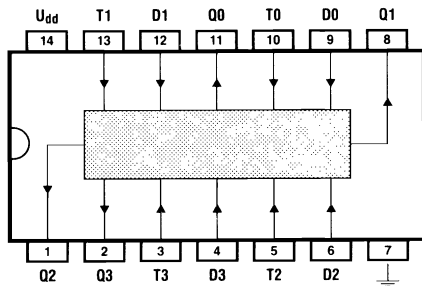
4724

Range Data

Identification Data

Type	Man	B Sec. 3 Pins- Art-Nr.	TU	U _{dd}		P _{tot} max mW	U _{dd}			I _{dd} typ μA	t _{TR} ns _{typ}		t _{PD} ns _{typ}			
				V _{min}	V _{max}		V _{max}	V _{min}	V _{min}		↓	↑	Pin → Pin	↓	↑	
							V	V _{max}	V _{min}		Pin					
CD4724 BCN	Nsc	16-dil-1	I	-0.5	+18	700	5 10 15	1.5 3 4	3.5 7 11	20n 20n 20n	Q Q Q	100 50 40	100 50 40	D - Q D - Q D - Q	200 75 50	200 75 50
CD4724 BD	Rca	16-dil-5	M	-0.5	+20	500	5 10 15	1.5 3 4	3.5 7 11	40n 40n 40n	Q Q Q	100 50 40	100 50 40	D - Q D - Q D - Q	200 75 50	200 75 50
CD4724 BE	Rca	16-dil-1	I	-0.5	+20	500	5 10 15	1.5 3 4	3.5 7 11	40n 40n 40n	Q Q Q	100 50 40	100 50 40	D - Q D - Q D - Q	200 75 50	200 75 50
CD4724 BF	Rca	16-dil-4	M	-0.5	+20	500	5 10 15	1.5 3 4	3.5 7 11	40n 40n 40n	Q Q Q	100 50 40	100 50 40	D - Q D - Q D - Q	200 75 50	200 75 50
CD4724 BH	Rca	chip	M	-0.5	+20		5 10 15	1.5 3 4	3.5 7 11	40n 40n 40n	Q Q Q	100 50 40	100 50 40	D - Q D - Q D - Q	200 75 50	200 75 50
CD4724 BMJ	Nsc	16-dil-4	M	-0.5	+18	700	5 10 15	1.5 3 4	3.5 7 11	20n 20n 20n	Q Q Q	100 50 40	100 50 40	D - Q D - Q D - Q	200 75 50	200 75 50
HEF 4724 BD	Val	16-dil-4	I	-0.5	+18	500	5 10 15	1.5 3 4	3.5 7 11	(20 40 80)	Q Q Q	60 30 20	60 30 20	D - Q D - Q D - Q	95 35 25	85 35 25
HEF 4724 BP	Val	16-dil-1	I	-0.5	+18	500	5 10 15	1.5 3 4	3.5 7 11	(20 40 80)	Q Q Q	60 30 20	60 30 20	D - Q D - Q D - Q	95 35 25	85 35 25
HEF 4724 BT	Val	16-mic-1	I	-0.5	+18	400	5 10 15	1.5 3 4	3.5 7 11	(20 40 80)	Q Q Q	60 30 20	60 30 20	D - Q D - Q D - Q	95 35 25	85 35 25

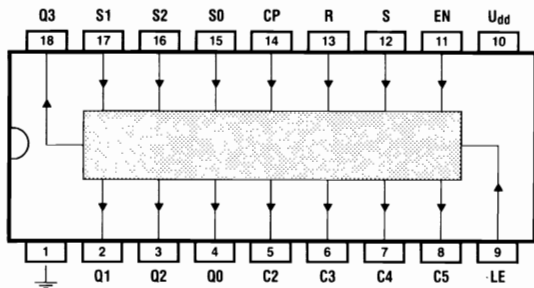
4731	4 64-Bit Shift Registers	4731		Range Data					Identification Data							
		Type	Man	B Sec. 3 Pins- Art-Nr	T _U	U _{dd}		P _{tot} max	U _{dd}	U _{IL} ·U _{NL}	U _{IH} ·U _{NH}	I _{dd} typ	I _{TR} n _{styp}		I _{pp} n _{styp}	
						V min	V max						mW	V	V max	V min
HEF 4731 BD	Val	14-dil-4	I	-0,5	+ 18	500	5 10 15	1,5 3 4	3,5 7 11	<50 (100 (200)	Q Q Q	30 12 10	40 20 15	E ·Q E ·Q E ·Q	145 55 40	160 65 45
HEF 4731 BP	Val	14-dil-1	I	-0,5	+ 18	500	5 10 15	1,5 3 4	3,5 7 11	<50 (100 (200)	Q Q Q	30 12 10	40 20 15	E ·Q E ·Q E ·Q	145 55 40	160 65 45
HEF 4731 VD	Val	14-dil-4	I	-0,5	+ 18	500	5 10 15	1,5 3 4	3,5 7 11	<50 (100 (200)	Q Q Q	30 12 10	40 20 15	E ·Q E ·Q E ·Q	145 55 40	160 65 45
HEF 4731 VP	Val	14-dil-1	I	-0,5	+ 18	500	5 10 15	1,5 3 4	3,5 7 11	<50 (100 (200)	Q Q Q	30 12 10	40 20 15	E ·Q E ·Q E ·Q	145 55 40	160 65 45



Inputs		Outp.
Dn	T	Qn
L	64xL	L
H	64xL	H

4737

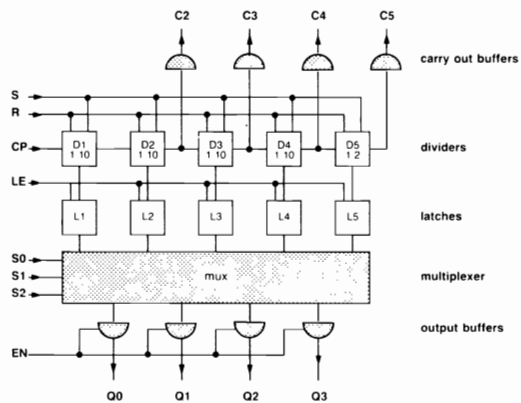
4 1/2 Decade Counters



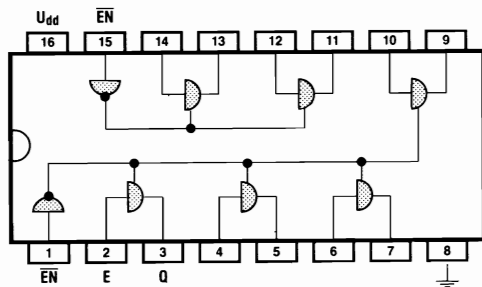
R	S	LE	EN	CP	S2	S1	S0	Function
H	X	X	X	X	X	X	X	reset
L	H	X	X	X	X	X	X	preset to 19999
L	L	H	X	X	X	X	X	latch D1...D5 → L1...L5
L	L	X	L	X	X	X	X	Q0...Q3 = Z
L	L	X	X	J	X	X	X	count
L	L	X	H	X	L	L	L	L1 → Q0...Q3
L	L	X	H	X	L	L	H	L2 → Q0...Q3
L	L	X	H	X	L	H	L	L3 → Q0...Q3
L	L	X	H	X	L	H	H	L4 → Q0...Q3
L	L	X	H	X	H	X	X	L5 → Q0, Q1 Q2 = Q3 = L

LE = latch enable input, EN = output enable, C... = carry outputs, CP = clock input, D1...D5 = counter stages, L1...L5 = latches

4737			Range Data			Identification Data										
Type	Man	B Sec. 3 Pins- Art-Nr.	T _U	U _{dd}		P _{tot} max	U _{dd}	U _{I/L}	U _{I/H}	I _{dd} typ	t _{TR}		t _{PD}			
				V min	V max			V	V max		V min	μA	Pin	↓	↑	Pin → Pin
HEF4737BD	Val	18-dil-4	I	-0.5	+18	500	5	1.5	3.5	(50	Q	35	50	CP -Q	320	320
							10	3	7	(100	Q	18	30	CP -Q	120	120
							15	4	11	(200	Q	15	25	CP -Q	90	90
HEF4737BP	Val		I	-0.5	+18	500	5	1.5	3.5	(50	Q	35	50	CP -Q	320	320
							10	3	7	(100	Q	18	30	CP -Q	120	120
							15	4	11	(200	Q	15	25	CP -Q	90	90
HEF4737VD	Val	18-dil-4	I	-0.5	+18	500	5	1.5	3.5	(50	Q	35	50	CP -Q	320	320
							10	3	7	(100	Q	18	30	CP -Q	120	120
							15	4	11	(200	Q	15	25	CP -Q	90	90
HEF4737VP	Val		I	-0.5	+18	500	5	1.5	3.5	(50	Q	35	50	CP -Q	320	320
							10	3	7	(100	Q	18	30	CP -Q	120	120
							15	4	11	(200	Q	15	25	CP -Q	90	90



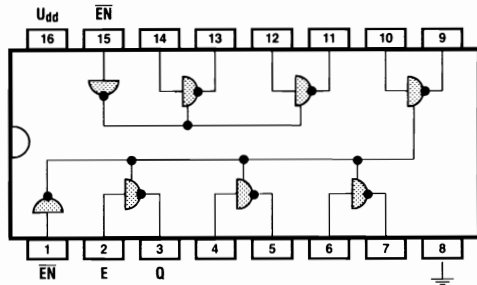
40097	6 Buffers with 3-State Outputs	40097		Range Data			Identification Data									
		Type	Man	B Sec. 3 Pins- Art-Nr.	T _U	U _{dd}		P _{tot} max mW	U _{dd} V	U _{IL} • U _{NL} V max	U _{IH} • U _{NH} V min	I _{dd} typ μA	t _{TR} n _s typ		t _{PD} n _s typ	
						V min	V max						Pin ↓	↑	Pin → Pin ↓	↑
HEF 40097BD	Val	16-dil-4	I	-0.5	+18	500	5	1.5	3.5	(4	Q	30	35	E → Q	70	60
							10	3	7	(8	Q	15	20	E → Q	30	25
							15	4	11	(16	Q	10	15	E → Q	25	20
HEF 40097BP	Val	16-dil-1	I	-0.5	+18	500	5	1.5	3.5	(4	Q	30	35	E → Q	70	60
							10	3	7	(8	Q	15	20	E → Q	30	25
							15	4	11	(16	Q	10	15	E → Q	25	20
HEF 40097BT	Val	16-mic-1	I	-0.5	+18	400	5	1.5	3.5	(4	Q	30	35	E → Q	70	60
							10	3	7	(8	Q	15	20	E → Q	30	25
							15	4	11	(16	Q	10	15	E → Q	25	20



Inputs	Outp.	
EN	E	Q
H	X	Z
L	L	L
L	H	H

40098

6 Inverters with 3-State Outputs



Inputs		Outp.
EN	E	Q
H	X	Z
L	L	H
L	H	L

40098

Range Data

Identification Data

Type	Man	B Sec. 3 Pins- Art-Nr.	T _U	U _{dd}		P _{tot} max mW	U _{dd} V	U _{IL}	U _{IH}	I _{dd} typ μA	t _{TR} n _{styp}		t _{PD} n _{styp}			
				V _{min}	V _{max}			V _{max}	V _{min}		↓	↑	P _{in} ↓	P _{in} ↑		
HEF 40098 BD	Val	16-dil-4	I	-0.5	+18	500	5 10 15	1.5 3 4	3.5 7 11	(4 (8 (16	Q Q Q	30 15 10	35 20 15	E · Q E · Q E · Q	80 35 25	65 30 25
HEF 40098 BP	Val	16-dil-1	I	-0.5	+18	500	5 10 15	1.5 3 4	3.5 7 11	(4 (8 (16	Q Q Q	30 15 10	35 20 15	E · Q E · Q E · Q	80 35 25	65 30 25
HEF 40098 BT	Val	16-mic-1	I	-0.5	+18	400	5 10 15	1.5 3 4	3.5 7 11	(4 (8 (16	Q Q Q	30 15 10	35 20 15	E · Q E · Q E · Q	80 35 25	65 30 25
V 40098 D	Mkm	16-dil-1	I	-0.5	+18	300	5 10 15	1.5 3 4	3.5 7 11	30 60 120	Q Q Q	(60 (30 (20	(70 (40 (30	E · Q E · Q E · Q	(160 (70 (50	(130 (60 (50

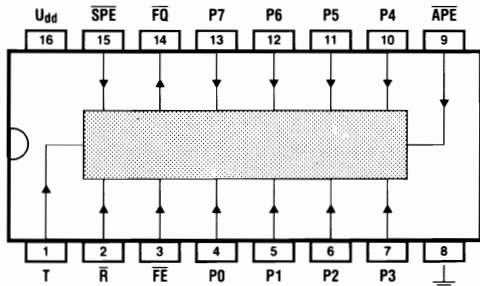
40100	32-Bit Shift Register	40100			Range Data			Identification Data																																												
		Type	Man	B Sec. 3 Pins- Art-Nr.	T _U	U _{dd}		P _{tot} max	U _{dd}	U _{IL} UNL	U _{IH} UNH	I _{dd} typ	t _{TR} n _{styp}		t _{PD} n _{styp}																																					
						V min	V max						mW	V	V max	V min	μA	Pin ↓	Pin ↑	Pin ↓	Pin ↑																															
<table border="1"> <thead> <tr> <th>CE</th> <th>L/R</th> <th>RC</th> <th>T</th> <th>Function</th> <th>Data Flow</th> </tr> </thead> <tbody> <tr> <td>H</td> <td>X</td> <td>X</td> <td>X</td> <td>—</td> <td>—</td> </tr> <tr> <td>L</td> <td>L</td> <td>L</td> <td>⌋</td> <td>shift right</td> <td>stage 32 → stage 1</td> </tr> <tr> <td>L</td> <td>L</td> <td>H</td> <td>⌋</td> <td>shift right</td> <td>RE → stage 1</td> </tr> <tr> <td>L</td> <td>H</td> <td>L</td> <td>⌋</td> <td>shift left</td> <td>stage 1 → stage 32</td> </tr> <tr> <td>L</td> <td>H</td> <td>H</td> <td>⌋</td> <td>shift left</td> <td>LE → stage 32</td> </tr> </tbody> </table>																	CE	L/R	RC	T	Function	Data Flow	H	X	X	X	—	—	L	L	L	⌋	shift right	stage 32 → stage 1	L	L	H	⌋	shift right	RE → stage 1	L	H	L	⌋	shift left	stage 1 → stage 32	L	H	H	⌋	shift left	LE → stage 32
CE	L/R	RC	T	Function	Data Flow																																															
H	X	X	X	—	—																																															
L	L	L	⌋	shift right	stage 32 → stage 1																																															
L	L	H	⌋	shift right	RE → stage 1																																															
L	H	L	⌋	shift left	stage 1 → stage 32																																															
L	H	H	⌋	shift left	LE → stage 32																																															
<p>CE = clock enable, LE = shift left input, LQ = shift left output, RE = shift right input, RQ = shift right output, L/R = left/right control, RC = recirculate control</p>																																																				
CD40100BD	Rca	16-dil-5	M	-0.5	+20	500	5 10 15	1.5 3 4	3.5 7 11	40n 40n 40n	Q Q Q	100 50 40	100 50 40	T-Q T-Q T-Q	360 165 115	360 165 115																																				
CD40100BE	Rca	16-dil-1	I	-0.5	+20	500	5 10 15	1.5 3 4	3.5 7 11	40n 40n 40n	Q Q Q	100 50 40	100 50 40	T-Q T-Q T-Q	360 165 115	360 165 115																																				
CD40100BF	Rca	16-dil-4	M	-0.5	+20	500	5 10 15	1.5 3 4	3.5 7 11	40n 40n 40n	Q Q Q	100 50 40	100 50 40	T-Q T-Q T-Q	360 165 115	360 165 115																																				
CD40100BH	Rca	chip	M	-0.5	+20	500	5 10 15	1.5 3 4	3.5 7 11	40n 40n 40n	Q Q Q	100 50 40	100 50 40	T-Q T-Q T-Q	360 165 115	360 165 115																																				
CD40100BK	Rca	16-flat-1	M	-0.5	+20	500	5 10 15	1.5 3 4	3.5 7 11	40n 40n 40n	Q Q Q	100 50 40	100 50 40	T-Q T-Q T-Q	360 165 115	360 165 115																																				
HCC40100BD	Sgs	16-dil-5	M	-0.5	+20	200	5 10 15	1.5 3 4	3.5 7 11	40n 40n 40n	Q Q Q	100 50 40	100 50 40	T-Q T-Q T-Q	360 165 115	360 165 115																																				
HCC40100BF	Sgs	16-dil-4	M	-0.5	+20	200	5 10 15	1.5 3 4	3.5 7 11	40n 40n 40n	Q Q Q	100 50 40	100 50 40	T-Q T-Q T-Q	360 165 115	360 165 115																																				
HCC40100BK	Sgs	16-flat-1	M	-0.5	+20	200	5 10 15	1.5 3 4	3.5 7 11	40n 40n 40n	Q Q Q	100 50 40	100 50 40	T-Q T-Q T-Q	360 165 115	360 165 115																																				
HCF40100BE	Sgs	16-dil-1	I	-0.5	+18	200	5 10 15	1.5 3 4	3.5 7 11	40n 40n 40n	Q Q Q	100 50 40	100 50 40	T-Q T-Q T-Q	360 165 115	360 165 115																																				
HCF40100BF	Sgs	16-dil-4	I	-0.5	+18	200	5 10 15	1.5 3 4	3.5 7 11	40n 40n 40n	Q Q Q	100 50 40	100 50 40	T-Q T-Q T-Q	360 165 115	360 165 115																																				
40100DIE1	Sgs	chip	I	-0.5	+18	200	5 10 15	1.5 3 4	3.5 7 11	40n 40n 40n	Q Q Q	100 50 40	100 50 40	T-Q T-Q T-Q	360 165 115	360 165 115																																				

40101	9-Bit Parity Generator	40101		Range Data			Identification Data											
		Type	Man	B Sec. 3 Pins- Art-Nr.	T _U	U _{dd}		P _{tot} max	U _{dd}	U _{IL} UNL	U _{IH} UNH	I _{dd} typ	t _{TR} n _{styp}		t _{pd} n _{styp}			
						V min	V max						mW	V	V max	V min	μA	Pin
		CD 40101 BD	Rca	14-dil-5	M	-0.5	+20	500	5 10 15	1.5 3 4	3.5 7 11	40n 40n 40n	Q Q Q	100 50 40	100 50 40	D - Q D - Q D - Q	350 150 100	350 150 100
		CD 40101 BE	Rca	14-dil-1	I	-0.5	+20	500	5 10 15	1.5 3 4	3.5 7 11	40n 40n 40n	Q Q Q	100 50 40	100 50 40	D - Q D - Q D - Q	350 150 100	350 150 100
		CD 40101 BF	Rca	14-dil-4	M	-0.5	+20	500	5 10 15	1.5 3 4	3.5 7 11	40n 40n 40n	Q Q Q	100 50 40	100 50 40	D - Q D - Q D - Q	350 150 100	350 150 100
		CD 40101 BH	Rca	chip	M	-0.5	+20	500	5 10 15	1.5 3 4	3.5 7 11	40n 40n 40n	Q Q Q	100 50 40	100 50 40	D - Q D - Q D - Q	350 150 100	350 150 100
		CD 40101 BK	Rca	14-flat-1	M	-0.5	+20	500	5 10 15	1.5 3 4	3.5 7 11	40n 40n 40n	Q Q Q	100 50 40	100 50 40	D - Q D - Q D - Q	350 150 100	350 150 100
		HCC 40101 BD	Sgs	14-dil-5	M	-0.5	+20	200	5 10 15	1.5 3 4	3.5 7 11	40n 40n 40n	Q Q Q	100 50 40	100 50 40	D - Q D - Q D - Q	350 150 100	350 150 100
		HCC 40101 BF	Sgs	14-dil-4	M	-0.5	+20	200	5 10 15	1.5 3 4	3.5 7 11	40n 40n 40n	Q Q Q	100 50 40	100 50 40	D - Q D - Q D - Q	350 150 100	350 150 100
		HCC 40101 BK	Sgs	14-flat-1	M	-0.5	+20	200	5 10 15	1.5 3 4	3.5 7 11	40n 40n 40n	Q Q Q	100 50 40	100 50 40	D - Q D - Q D - Q	350 150 100	350 150 100
		HCF 40101 BE	Sgs	14-dil-1	I	-0.5	+18	200	5 10 15	1.5 3 4	3.5 7 11	40n 40n 40n	Q Q Q	100 50 40	100 50 40	D - Q D - Q D - Q	350 150 100	350 150 100
		HCF 40101 BF	Sgs	14-dil-4	I	-0.5	+18	200	5 10 15	1.5 3 4	3.5 7 11	40n 40n 40n	Q Q Q	100 50 40	100 50 40	D - Q D - Q D - Q	350 150 100	350 150 100
		40101 DIE1	Sgs	chip	I	-0.5	+18	200	5 10 15	1.5 3 4	3.5 7 11	40n 40n 40n	Q Q Q	100 50 40	100 50 40	D - Q D - Q D - Q	350 150 100	350 150 100

Inputs		Outputs	
EN	Σ D1...D9	odd	even
H	X	L	L
L	odd	H	L
L	even	L	H

40102

2-Decade Programmable Down Counter



\bar{R}	\overline{APE}	\overline{SPE}	\overline{FE}	T	Function
L	X	X	X	X	set to 99
H	L	X	X	X	preset asynchronous
H	H	L	X	\downarrow	preset synchronous
H	H	H	H	X	-
H	H	H	L	\downarrow	count down

\overline{APE} = asynchronous preset enable, \overline{SPE} = synchronous preset enable,
 FQ = carry out (zero detect): connect to next stage's \overline{FE} for cascading!
 \overline{FE} = carry input)

40102

Range Data

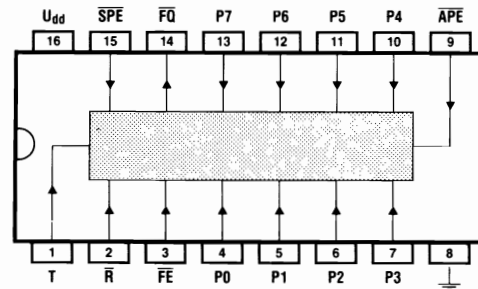
Identification Data

Type	Man	B Sec. 3 Pins- Art-Nr.	T _U	U _{dd}		P _{tot} max mW	U _{dd} V	U _{IL} U _{IH}		I _{dd} typ μ A	t _{TR}		t _{PD}			
				V _{min}	V _{max}			V _{min}	V _{min}		n _{styp}	n _{styp}	n _{styp}	n _{styp}		
				Pin	Pin			Pin	Pin		Pin	Pin				
CD40102 BD	Rca	16-dil-5	M	-0.5	+20	500	5	1.5	3.5	40n	Q	100	100	T-Q	300	300
							10	3	7	40n	Q	50	50	T-Q	130	130
CD40102 BE	Rca	16-dil-1	I	-0.5	+20	500	5	1.5	3.5	40n	Q	100	100	T-Q	300	300
							10	3	7	40n	Q	50	50	T-Q	130	130
CD40102 BF	Rca	16-dil-4	M	-0.5	+20	500	5	1.5	3.5	40n	Q	100	100	T-Q	300	300
							10	3	7	40n	Q	50	50	T-Q	130	130
CD40102 BH	Rca	chip	M	-0.5	+20	500	5	1.5	3.5	40n	Q	100	100	T-Q	300	300
							10	3	7	40n	Q	50	50	T-Q	130	130
CD40102 BK	Rca	16-flat-1	M	-0.5	+20	500	5	1.5	3.5	40n	Q	100	100	T-Q	300	300
							10	3	7	40n	Q	50	50	T-Q	130	130
HCC40102 BD	Sgs	16-dil-5	M	-0.5	+20	200	5	1.5	3.5	40n	Q	100	100	T-Q	300	300
							10	3	7	40n	Q	50	50	T-Q	130	130
HCC40102 BF	Sgs	16-dil-4	M	-0.5	+20	200	5	1.5	3.5	40n	Q	100	100	T-Q	300	300
							10	3	7	40n	Q	50	50	T-Q	130	130
HCC40102 BK	Sgs	16-flat-1	M	-0.5	+20	200	5	1.5	3.5	40n	Q	100	100	T-Q	300	300
							10	3	7	40n	Q	50	50	T-Q	130	130
HCF40102 BE	Sgs	16-dil-1	I	-0.5	+18	200	5	1.5	3.5	40n	Q	100	100	T-Q	300	300
							10	3	7	40n	Q	50	50	T-Q	130	130
HCF40102 BF	Sgs	16-dil-4	I	-0.5	+18	200	5	1.5	3.5	40n	Q	100	100	T-Q	300	300
							10	3	7	40n	Q	50	50	T-Q	130	130
TC40102 BP	Tos	16-dil-2	I	-0.5	+20	300	5	1.5	3.5	5n	Q	80	80	T-14	400	400
							10	3	7	10n	Q	50	50	T-14	150	150
							15	4	11	15n	Q	40	40	T-14	110	110

40102			Range Data			Identification Data										
Type	Man	B Sec. 3 Pins- Art-Nr.	T _U	U _{dd}		P _{tot} max	U _{dd}		U _{IL}	U _{IH}	I _{dd}	t _{TR}		t _{PD}		
				V min	V max	mW	V	V max	V min	μA	Pin	↓	↑	Pin ↓	Pin ↑	
40102DIE1	Sgs	chip	I	-0,5	+18	200	5	1,5	3,5	40n	Q	100	100	T +Q	300	300
							10	3	7	40n	Q	50	50	T -Q	130	130
							15	4	11	40n	Q	40	40	T -Q	95	95

40103

8-Bit Programmable Binary Down Counter



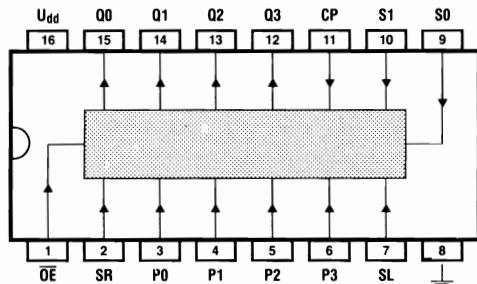
R	APE	SPE	FE	T	Function
L	X	X	X	X	set to 255
H	L	X	X	X	preset asynchronous
H	H	L	X	J	preset synchronous
H	H	H	H	X	-
H	H	H	L	J	count down

APE = asynchronous preset enable, SPE = synchronous preset enable,
 FQ = carry out (zero detect): connect to next stage's FE for cascading!
 (FE = carry input)

40103			Range Data			Identification Data						40103			Range Data			Identification Data															
Type	Man	B Sec. 3 Pins- Art-Nr	T _U	U _{dd}		P _{tot} max	U _{dd}	U _{IL}	U _{IH}	I _{dd} typ	t _{TR} n _{styp}		t _{PD} n _{styp}		Type	Man	B Sec. 3 Pins- Art-Nr.	T _U	U _{dd}		P _{tot} max	U _{dd}	U _{IL}	U _{IH}	I _{dd} typ	t _{TR} n _{styp}		t _{PD} n _{styp}					
				V min	V max			mW	V		V max	V min	μA	Pin					↓	↑			Pin	↓		↑	V min	V max	mW	V	V max	V min	μA
CD 40103 BD	Rca	16-dil-5	M	-0.5	+20	500	5	1.5	3.5	40n	Q	100	100	T -Q	300	300	40103 DIE1	Sgs	chip	I	-0.5	+18	200	5	1.5	3.5	40n	Q	100	100	T -Q	300	300
							10	3	7	40n	Q	50	50	T -Q	130	130								10	3	7	40n	Q	50	50	T -Q	130	130
							15	4	11	40n	Q	40	40	T -Q	95	95								15	4	11	40n	Q	40	40	T -Q	95	95
CD 40103 BE	Rca	16-dil-1	I	-0.5	+20	500	5	1.5	3.5	40n	Q	100	100	T -Q	300	300								5	1.5	3.5	40n	Q	100	100	T -Q	300	300
							10	3	7	40n	Q	50	50	T -Q	130	130								10	3	7	40n	Q	50	50	T -Q	130	130
							15	4	11	40n	Q	40	40	T -Q	95	95								15	4	11	40n	Q	40	40	T -Q	95	95
CD 40103 BF	Rca	16-dil-4	M	-0.5	+20	500	5	1.5	3.5	40n	Q	100	100	T -Q	300	300								5	1.5	3.5	40n	Q	100	100	T -Q	300	300
							10	3	7	40n	Q	50	50	T -Q	130	130								10	3	7	40n	Q	50	50	T -Q	130	130
							15	4	11	40n	Q	40	40	T -Q	95	95								15	4	11	40n	Q	40	40	T -Q	95	95
CD 40103 BH	Rca	chip	M	-0.5	+20		5	1.5	3.5	40n	Q	100	100	T -Q	300	300								5	1.5	3.5	40n	Q	100	100	T -Q	300	300
							10	3	7	40n	Q	50	50	T -Q	130	130								10	3	7	40n	Q	50	50	T -Q	130	130
							15	4	11	40n	Q	40	40	T -Q	95	95								15	4	11	40n	Q	40	40	T -Q	95	95
CD 40103 BK	Rca	16-flat-1	M	-0.5	+20	500	5	1.5	3.5	40n	Q	100	100	T -Q	300	300								5	1.5	3.5	40n	Q	100	100	T -Q	300	300
							10	3	7	40n	Q	50	50	T -Q	130	130								10	3	7	40n	Q	50	50	T -Q	130	130
							15	4	11	40n	Q	40	40	T -Q	95	95								15	4	11	40n	Q	40	40	T -Q	95	95
HCC 40103 BD	Sgs	16-dil-5	M	-0.5	+20	200	5	1.5	3.5	40n	Q	100	100	T -Q	300	300							5	1.5	3.5	40n	Q	100	100	T -Q	300	300	
							10	3	7	40n	Q	50	50	T -Q	130	130							10	3	7	40n	Q	50	50	T -Q	130	130	
							15	4	11	40n	Q	40	40	T -Q	95	95							15	4	11	40n	Q	40	40	T -Q	95	95	
HCC 40103 BF	Sgs	16-dil-4	M	-0.5	+20	200	5	1.5	3.5	40n	Q	100	100	T -Q	300	300							5	1.5	3.5	40n	Q	100	100	T -Q	300	300	
							10	3	7	40n	Q	50	50	T -Q	130	130							10	3	7	40n	Q	50	50	T -Q	130	130	
							15	4	11	40n	Q	40	40	T -Q	95	95							15	4	11	40n	Q	40	40	T -Q	95	95	
HCC 40103 BK	Sgs	16-flat-1	M	-0.5	+20	200	5	1.5	3.5	40n	Q	100	100	T -Q	300	300							5	1.5	3.5	40n	Q	100	100	T -Q	300	300	
							10	3	7	40n	Q	50	50	T -Q	130	130							10	3	7	40n	Q	50	50	T -Q	130	130	
							15	4	11	40n	Q	40	40	T -Q	95	95							15	4	11	40n	Q	40	40	T -Q	95	95	
HCF 40103 BE	Sgs	16-dil-1	I	-0.5	+18	200	5	1.5	3.5	40n	Q	100	100	T -Q	300	300							5	1.5	3.5	40n	Q	100	100	T -Q	300	300	
							10	3	7	40n	Q	50	50	T -Q	130	130							10	3	7	40n	Q	50	50	T -Q	130	130	
							15	4	11	40n	Q	40	40	T -Q	95	95							15	4	11	40n	Q	40	40	T -Q	95	95	
HCF 40103 BF	Sgs	16-dil-4	I	-0.5	+18	200	5	1.5	3.5	40n	Q	100	100	T -Q	300	300							5	1.5	3.5	40n	Q	100	100	T -Q	300	300	
							10	3	7	40n	Q	50	50	T -Q	130	130							10	3	7	40n	Q	50	50	T -Q	130	130	
							15	4	11	40n	Q	40	40	T -Q	95	95							15	4	11	40n	Q	40	40	T -Q	95	95	
TC 40103 BP	Tos	16-dil-2	I	-0.5	+20	300	5	1.5	3.5	5n	Q	80	80	T -14	400	400							5	1.5	3.5	5n	Q	80	80	T -14	400	400	
							10	3	7	10n	Q	50	50	T -14	150	150							10	3	7	10n	Q	50	50	T -14	150	150	
							15	4	11	15n	Q	40	40	T -14	110	110							15	4	11	15n	Q	40	40	T -14	110	110	

40104

4-Bit Bidirectional Shift Register



\overline{OE}	S1	S0	CP	Function
L	X	X	X	Q = Z
H	L	L	X	-
H	H	L	\int	shift left
H	L	H	\int	shift right
H	H	H	\int	preset

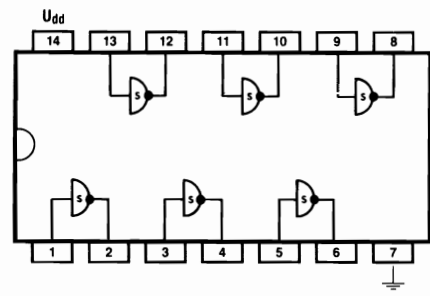
S0, S1 = mode control, P0...P3 = parallel inputs, SR = serial data shift right input, SL = serial data shift left input, \overline{OE} = output enable

40104			Range Data				Identification Data								
Type	Man	B Sec. 3 Pins-Art-Nr.	TU	U _{dd}		P _{tot} max	U _{dd}	U _{IL} UNL	U _{IH} UNH	I _{dd} typ	t _{TR} nstyp		t _{PD} nstyp		
				V min	V max						mW	V	V max	V min	μA
CD40104BD	Rca	16-dil-5	M	-0.5	+20	500	5 10 15	1.5 3 4	3.5 7 11	40n 40n 40n	Q 100 Q 50 Q 40	100 50 40	100 50 40	T-Q 220 T-Q 100 T-Q 70	220 100 70
CD40104BE	Rca	16-dil-1	I	-0.5	+20	500	5 10 15	1.5 3 4	3.5 7 11	40n 40n 40n	Q 100 Q 50 Q 40	100 50 40	100 50 40	T-Q 220 T-Q 100 T-Q 70	220 100 70
CD40104BF	Rca	16-dil-4	M	-0.5	+20	500	5 10 15	1.5 3 4	3.5 7 11	40n 40n 40n	Q 100 Q 50 Q 40	100 50 40	100 50 40	T-Q 220 T-Q 100 T-Q 70	220 100 70
CD40104BH	Rca	chip	M	-0.5	+20		5 10 15	1.5 3 4	3.5 7 11	40n 40n 40n	Q 100 Q 50 Q 40	100 50 40	100 50 40	T-Q 220 T-Q 100 T-Q 70	220 100 70
CD40104BK	Rca	16-flat-1	M	-0.5	+20	500	5 10 15	1.5 3 4	3.5 7 11	40n 40n 40n	Q 100 Q 50 Q 40	100 50 40	100 50 40	T-Q 220 T-Q 100 T-Q 70	220 100 70
HCC40104BD	Sgs	16-dil-5	M	-0.5	+20	200	5 10 15	1.5 3 4	3.5 7 11	40n 40n 40n	Q 100 Q 50 Q 40	100 50 40	100 50 40	T-Q 220 T-Q 100 T-Q 70	220 100 70
HCC40104BF	Sgs	16-dil-4	M	-0.5	+20	200	5 10 15	1.5 3 4	3.5 7 11	40n 40n 40n	Q 100 Q 50 Q 40	100 50 40	100 50 40	T-Q 220 T-Q 100 T-Q 70	220 100 70
HCC40104BK	Sgs	16-flat-1	M	-0.5	+20	200	5 10 15	1.5 3 4	3.5 7 11	40n 40n 40n	Q 100 Q 50 Q 40	100 50 40	100 50 40	T-Q 220 T-Q 100 T-Q 70	220 100 70
HCF40104BE	Sgs	16-dil-1	E	-0.5	+18	200	5 10 15	1.5 3 4	3.5 7 11	40n 40n 40n	Q 100 Q 50 Q 40	100 50 40	100 50 40	T-Q 220 T-Q 100 T-Q 70	220 100 70
HCF40104BF	Sgs	16-dil-4	E	-0.5	+18	200	5 10 15	1.5 3 4	3.5 7 11	40n 40n 40n	Q 100 Q 50 Q 40	100 50 40	100 50 40	T-Q 220 T-Q 100 T-Q 70	220 100 70
HEF40104B	Sig		I	-0.5	+20	200	5 15	1.5 4	3.5 11	40n 40n	Q 100 Q 40	100 40	100 40	T-Q 375 T-Q 110	375 110
TC40104BP	Tos	16-dil-2	I	-0.5	+20	300	5 10 15	1.5 3 4	3.5 7 11	5n 10n 15n	Q 80 Q 50 Q 40	80 50 40	80 50 40	T-Q 220 T-Q 90 T-Q 60	220 90 60

40104			Range Data				Identification Data							40105	16 × 4-Bit FIFO									
Type	Man	B Sec. 3 Pins- Art-Nr.	T _U	U _{dd}		P _{tot} max	U _{dd}	U _{IL}	U _{IH}	I _{dd} typ	t _{TR} n _{styp}											t _{PD} n _{styp}		
				V min	V max	mW		V	V max		V min	μA	Pin									↓	↑	Pin → Pin
40104 DIE1	Sgs	chip	E	-0.5	+18	200	5	1.5	3.5	40n	Q	100	100	T·Q	220	220								
							10	3	7	40n	Q	50	50	T·Q	100	100								
							15	4	11	40n	Q	40	40	T·Q	70	70								

Pin	Meaning	Level	Function
TC	tri-state control	H	Q0...Q3 = Z
SI	shift in	J	D0...D3 → FIFO
SO	shift out	L	FIFO → Q0...Q3
DIR	data-in ready	L	FIFO = full
DOR	data-out ready	L	FIFO = empty
MR	master reset	H	reset FIFO to L

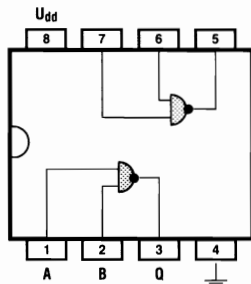
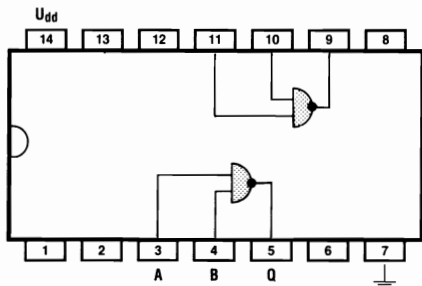
40105			Range Data				Identification Data										40106	6 Schmitt Trigger Inverters
Type	Man	B Sec. 3 Pins- Art-Nr.	T _U	U _{dd}		P _{tot} max mW	U _{dd} V	U _I		I _{dd} typ μA	t _{TR}			t _{PD}				
				V min	V max			U _{UNL}	U _{UNH}		Pin ↓	Pin ↑	Pin ↓	Pin ↑				
CD 40105 BD	Rca	16-dil-5	M	-0.5 +20	500	5	1.5	3.5	40n	Q	100	100	15-Q	485	485			
							10	3		7	40n	Q	50	50	15-Q	190	190	
							15	4		11	40n	Q	40	40	15-Q	125	125	
CD 40105 BE	Rca	16-dil-1	I	-0.5 +20	500	5	1.5	3.5	40n	Q	100	100	15-Q	485	485			
							10	3		7	40n	Q	50	50	15-Q	190	190	
							15	4		11	40n	Q	40	40	15-Q	125	125	
CD 40105 BF	Rca	16-dil-4	M	-0.5 +20	500	5	1.5	3.5	40n	Q	100	100	15-Q	485	485			
							10	3		7	40n	Q	50	50	15-Q	190	190	
							15	4		11	40n	Q	40	40	15-Q	125	125	
CD 40105 BH	Rca	chip	M	-0.5 +20	500	5	1.5	3.5	40n	Q	100	100	15-Q	485	485			
							10	3		7	40n	Q	50	50	15-Q	190	190	
							15	4		11	40n	Q	40	40	15-Q	125	125	
CD 40105 BK	Rca	16-flat-1	M	-0.5 +20	500	5	1.5	3.5	40n	Q	100	100	15-Q	485	485			
							10	3		7	40n	Q	50	50	15-Q	190	190	
							15	4		11	40n	Q	40	40	15-Q	125	125	
HCC 40105 BD	Sgs	16-dil-5	M	-0.5 +20	200	5	1.5	3.5	40n	Q	100	100	15-Q	485	485			
							10	3		7	40n	Q	50	50	15-Q	190	190	
							15	4		11	40n	Q	40	40	15-Q	125	125	
HCC 40105 BF	Sgs	16-dil-4	M	-0.5 +20	200	5	1.5	3.5	40n	Q	100	100	15-Q	485	485			
							10	3		7	40n	Q	50	50	15-Q	190	190	
							15	4		11	40n	Q	40	40	15-Q	125	125	
HCC 40105 BK	Sgs	16-flat-1	M	-0.5 +20	200	5	1.5	3.5	40n	Q	100	100	15-Q	485	485			
							10	3		7	40n	Q	50	50	15-Q	190	190	
							15	4		11	40n	Q	40	40	15-Q	125	125	
HCF 40105 BE	Sgs	16-dil-1	I	-0.5 +18	200	5	1.5	3.5	40n	Q	100	100	15-Q	485	485			
							10	3		7	40n	Q	50	50	15-Q	190	190	
							15	4		11	40n	Q	40	40	15-Q	125	125	
HCF 40105 BF	Sgs	16-dil-4	I	-0.5 +18	200	5	1.5	3.5	40n	Q	100	100	15-Q	485	485			
							10	3		7	40n	Q	50	50	15-Q	190	190	
							15	4		11	40n	Q	40	40	15-Q	125	125	
40105 DIE1	Sgs	chip	I	-0.5 +18	200	5	1.5	3.5	40n	Q	100	100	15-Q	485	485			
							10	3		7	40n	Q	50	50	15-Q	190	190	
							15	4		11	40n	Q	40	40	15-Q	125	125	



40106			Range Data			Identification Data						40106			Range Data			Identification Data																
Type	Man	B Sec. 3 Pins- Art-Nr.	TU	U _{dd}		P _{tot} max mW	U _{dd} V	U _{IL}	U _{IH}	I _{dd} typ μA	t _{TR} ns _{typ}			t _{PD} ns _{typ}			Type	Man	B Sec. 3 Pins- Art-Nr.	TU	U _{dd}		P _{tot} max mW	U _{dd} V	U _{IL}	U _{IH}	I _{dd} typ μA	t _{TR} ns _{typ}			t _{PD} ns _{typ}			
				V mir.	V max			V max	V min		Pin	↓	↑	Pin → Pin	↓	↑					V min	V max			V max	V min		Pin	↓	↑	Pin → Pin	↓	↑	
CD40106 BD	Rca	16-dil-5	M	-0.5	+20	500	5 10 15	1.5 3 7	3.5 7 11	20n 20n 20n	Q Q Q	100 50 40	100 50 40	E → Q E → Q E → Q	140 70 60	140 70 60	HEF 40106 B	Sig		I	-0.5	+20	200	5 15	1.5 4	3.5 11		Q Q	100 40	100 40	E → Q E → Q	140 60	140 60	
CD40106 BE	Rca	16-dil-1	I	-0.5	+20	500	5 10 15	1.5 3 7	3.5 7 11	20n 20n 20n	Q Q Q	100 50 40	100 50 40	E → Q E → Q E → Q	140 70 60	140 70 60	HEF 40106 BD	Val	14-dil-4	I	-0.5	+18	500	5 10 15	1.5 3 7	3.5 7 11	(1) (2) (4)	Q Q Q	60 30 20	60 30 20	E → Q E → Q E → Q	90 35 30	75 35 30	
CD40106 BF	Rca	16-dil-4	M	-0.5	+20	500	5 10 15	1.5 3 7	3.5 7 11	20n 20n 20n	Q Q Q	100 50 40	100 50 40	E → Q E → Q E → Q	140 70 60	140 70 60	HEF 40106 BP	Val	14-dil-1	I	-0.5	+18	500	5 10 15	1.5 3 7	3.5 7 11	(1) (2) (4)	Q Q Q	60 30 20	60 30 20	E → Q E → Q E → Q	90 35 30	75 35 30	
CD40106 BH	Rca	chip	M	-0.5	+20		5 10 15	1.5 3 7	3.5 7 11	20n 20n 20n	Q Q Q	100 50 40	100 50 40	E → Q E → Q E → Q	140 70 60	140 70 60	HEF 40106 BT	Val	14-mic-1	I	-0.5	+18	400	5 10 15	1.5 3 7	3.5 7 11	(1) (2) (4)	Q Q Q	60 30 20	60 30 20	E → Q E → Q E → Q	90 35 30	75 35 30	
CD40106 BK	Rca	16-flat-1	M	-0.5	+20	500	5 10 15	1.5 3 7	3.5 7 11	20n 20n 20n	Q Q Q	100 50 40	100 50 40	E → Q E → Q E → Q	140 70 60	140 70 60	40106 DIE1	Sgs	chip	I	-0.5	+18	200	5 10 15	1.5 3 7	3.5 7 11	20n 20n 20n	Q Q Q	100 50 40	100 50 40	E → Q E → Q E → Q	140 70 60	140 70 60	
HCC 40106 BD	Sgs	14-dil-5	M	-0.5	+20	200	5 10 15	1.5 3 7	3.5 7 11	20n 20n 20n	Q Q Q	100 50 40	100 50 40	E → Q E → Q E → Q	140 70 60	140 70 60																		
HCC 40106 BF	Sgs	14-dil-4	M	-0.5	+20	200	5 10 15	1.5 3 7	3.5 7 11	20n 20n 20n	Q Q Q	100 50 40	100 50 40	E → Q E → Q E → Q	140 70 60	140 70 60																		
HCC 40106 BK	Sgs	14-flat-1	M	-0.5	+20	200	5 10 15	1.5 3 7	3.5 7 11	20n 20n 20n	Q Q Q	100 50 40	100 50 40	E → Q E → Q E → Q	140 70 60	140 70 60																		
HCF 40106 BE	Sgs	14-dil-1	I	-0.5	+18	200	5 10 15	1.5 3 7	3.5 7 11	20n 20n 20n	Q Q Q	100 50 40	100 50 40	E → Q E → Q E → Q	140 70 60	140 70 60																		
HCF 40106 BF	Sgs	14-dil-4	I	-0.5	+18	200	5 10 15	1.5 3 7	3.5 7 11	20n 20n 20n	Q Q Q	100 50 40	100 50 40	E → Q E → Q E → Q	140 70 60	140 70 60																		
HCF 40106 BM	Sgs	14-mic-1	I	-0.5	+18	200	5 10 15	1.5 3 7	3.5 7 11	20n 20n 20n	Q Q Q	100 50 40	100 50 40	E → Q E → Q E → Q	140 70 60	140 70 60																		

40107

NAND Drivers



Inputs		Outp.
A	B	Q
L	L	Z
L	H	Z
H	L	Z
H	H	L

40107			Range Data				Identification Data									
Type	Man	B Sec. 3 Pins-Art-Nr.	T _J	U _{dd}		P _{tot} max	U _{dd}	U _{IL}	U _{IH}	I _{dd} typ	t _{TR} n _s typ		t _{pd} n _s typ			
				V min	V max	mW	V	V max	V min	μA	Pin	↓	↑	Pin	↓	↑
CD40107 BE	Rca	8-dil-1	I	-0.5	+20	250	5 10 15	1.5 3 4	3.5 7 11	20n 20n 20n	Q	50 20 10	50 35 25	E -Q E -Q E -Q	100 45 30	100 60 50
CD40107 BF	Rca	14-dil-4	M	-0.5	+20	250	5 10 15	1.5 3 4	3.5 7 11	20n 20n 20n	Q	50 20 10	50 35 25	E -Q E -Q E -Q	100 45 30	100 60 50
CD40107 BH	Rca	chip	M	-0.5	+20	250	5 10 15	1.5 3 4	3.5 7 11	20n 20n 20n	Q	50 20 10	50 35 25	E -Q E -Q E -Q	100 45 30	100 60 50
HCC40107 BD	Sgs	14-dil-5	M	-0.5	+20	200	5 10 15	1.5 3 4	3.5 7 11	20n 20n 20n	Q	50 20 10	50 35 25	E -Q E -Q E -Q	100 45 30	100 60 50
HCC40107 BF	Sgs	14-dil-4	M	-0.5	+20	200	5 10 15	1.5 3 4	3.5 7 11	20n 20n 20n	Q	50 20 10	50 35 25	E -Q E -Q E -Q	100 45 30	100 60 50
HCC40107 BK	Sgs	14-flat-1	M	-0.5	+20	200	5 10 15	1.5 3 4	3.5 7 11	20n 20n 20n	Q	50 20 10	50 35 25	E -Q E -Q E -Q	100 45 30	100 60 50
HCF40107 BE	Sgs	8-dil-1	I	-0.5	+18	200	5 10 15	1.5 3 4	3.5 7 11	20n 20n 20n	Q	50 20 10	50 35 25	E -Q E -Q E -Q	100 45 30	100 60 50
HCF40107 BF	Sgs	14-dil-4	I	-0.5	+18	200	5 10 15	1.5 3 4	3.5 7 11	20n 20n 20n	Q	50 20 10	50 35 25	E -Q E -Q E -Q	100 45 30	100 60 50
HCF40107 BM	Sgs	8-mic-1	I	-0.5	+18	200	5 10 15	1.5 3 4	3.5 7 11	20n 20n 20n	Q	50 20 10	50 35 25	E -Q E -Q E -Q	100 45 30	100 60 50
TC40107 BP	Tos	8-dil-1	I	-0.5	+20	300	5 10 15	1.5 3 4	3.5 7 11	1n 1n 2n	Q	35 10 7	35 25 20	A/B -X A/B -X A/B -X	70 30 30	60 35 35
40107 DIE1	Sgs	chip	I	-0.5	+18	200	5 10 15	1.5 3 4	3.5 7 11	20n 20n 20n	Q	50 20 10	50 35 25	E -Q E -Q E -Q	100 45 30	100 60 50

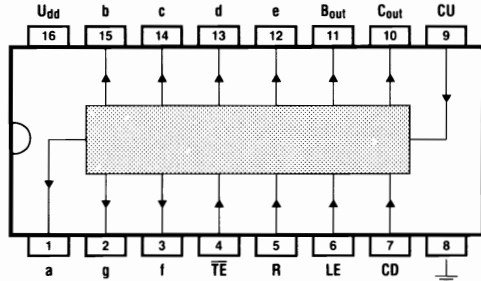
40108		4 × 4-Bit Multiport Register											40108			Range Data			Identification Data							
Type	Man	B Sec. 3 Pins- Art-Nr.	TU	U _{dd}		P _{tot} max mW	U _{dd} V	U _{IL} V _{max}	U _{IH} V _{min}	I _{dd} typ μA	t _{TR} n _s typ		t _{PD} n _s typ													
				V _{min}	V _{max}						Pin	↓	↑	Pin → Pin	↓	↑										
CD40108 BE	Rca	24-dil-1	I	-0.5	+20	500	5 10 15	1.5 3 7	3.5 7 40n	40n	Q Q	100 50	100 50	T T	-Q -Q	360 140	360 140									
CD40108 BF	Rca	24-dil-4	M	-0.5	+20	500	5 10 15	1.5 3 7	3.5 7 40n	40n	Q Q	100 50	100 50	T T	-Q -Q	360 140	360 100									
CD40108 BH	Rca	chip	M	-0.5	+20		5 10 15	1.5 3 7	3.5 7 40n	40n	Q Q	100 50	100 50	T T	-Q -Q	360 140	360 100									
CD40108 BK	Rca	24-flat-1	M	-0.5	+20	500	5 10 15	1.5 3 7	3.5 7 40n	40n	Q Q	100 50	100 50	T T	-Q -Q	360 140	360 100									
HCC40108 BD	Sgs	24-dil-5	M	-0.5	+20	200	5 10 15	1.5 3 7	3.5 7 40n	40n	Q Q	100 50	100 50	T T	-Q -Q	360 140	360 100									
HCC40108 BF	Sgs	24-dil-4	M	-0.5	+20	200	5 10 15	1.5 3 7	3.5 7 40n	40n	Q Q	100 50	100 50	T T	-Q -Q	360 140	360 100									
HCC40108 BK	Sgs	24-flat-1	M	-0.5	+20	200	5 10 15	1.5 3 7	3.5 7 40n	40n	Q Q	100 50	100 50	T T	-Q -Q	360 140	360 100									
HCF40108 BE	Sgs	24-dil-1	I	-0.5	+18	200	5 10 15	1.5 3 7	3.5 7 40n	40n	Q Q	100 50	100 50	T T	-Q -Q	360 140	360 100									
HCF40108 BF	Sgs	24-dil-4	I	-0.5	+18	200	5 10 15	1.5 3 7	3.5 7 40n	40n	Q Q	100 50	100 50	T T	-Q -Q	360 140	360 100									
40108 DIE1	Sgs	chip	I	-0.5	+18	200	5 10 15	1.5 3 7	3.5 7 40n	40n	Q Q	100 50	100 50	T T	-Q -Q	360 140	360 100									

40108		Range Data			Identification Data												
Type	Man	B Sec. 3 Pins- Art-Nr.	TU	U _{dd}		P _{tot} max mW	U _{dd} V	U _{IL} V _{max}	U _{IH} V _{min}	I _{dd} typ μA	t _{TR} n _s typ		t _{PD} n _s typ				
				V _{min}	V _{max}						Pin	↓	↑	Pin → Pin	↓	↑	
CD40108 BD	Rca	24-dil-5	M	-0.5	+20	500	5 10 15	1.5 3 7	3.5 7 40n	40n	Q Q Q	100 50 40	100 50 40	T T T	-Q -Q -Q	360 140 100	360 140 100

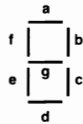
40109		4 Level Shifters				40109			Range Data			Identification Data																		
						Type	Man	B Sec. 3 Pins- Art-Nr.	T _U	U _{dd}		P _{tot} max	U _{dd}	U _{IL} *U _{NL}	U _{IH} *U _{NH}	I _{dd} typ	t _{TR} n _{styp}			t _{PD} n _{styp}										
										V min	V max						mW	V	V max	V min	μA	Pin	↓	↑	Pin Pin	↓	↑			
<table border="1"> <thead> <tr> <th colspan="2">Inputs</th> <th>Outp.</th> </tr> <tr> <th>EN</th> <th>E</th> <th>Q</th> </tr> </thead> <tbody> <tr> <td>L</td> <td>X</td> <td>Z</td> </tr> <tr> <td>H</td> <td>L</td> <td>L</td> </tr> <tr> <td>H</td> <td>H</td> <td>H</td> </tr> </tbody> </table>		Inputs		Outp.	EN	E	Q	L	X	Z	H	L	L	H	H	H														
Inputs		Outp.																												
EN	E	Q																												
L	X	Z																												
H	L	L																												
H	H	H																												
40109		Range Data			Identification Data																									
Type	Man	B Sec. 3 Pins- Art-Nr.	T _U	U _{dd}		P _{tot} max	U _{dd}	U _{IL} *U _{NL}	U _{IH} *U _{NH}	I _{dd} typ	t _{TR} n _{styp}			t _{PD} n _{styp}																
				V min	V max						mW	V	V max	V min	μA	Pin	↓	↑	Pin Pin	↓	↑									
CD40109 BE	Rca	16-dil-1	I	-0.5	+20	500	5 10 15	1.5 3 4	3.5 7 11	20n 20n 20n	Q	100 50 40	50 40	D -Q D -Q D -Q	250 120 180	300														
CD40109 BF	Rca	16-dil-4	M	-0.5	+20	500	5 10 15	1.5 3 4	3.5 7 11	20n 20n 20n	Q	100 50 40	50	D -Q D -Q D -Q	250 120 180	300														
CD40109 BH	Rca	chip	M	-0.5	+20	500	5 10 15	1.5 3 4	3.5 7 11	20n 20n 20n	Q	100 50 40	50	D -Q D -Q D -Q	250 120 180	300														
CD40109 BK	Rca	16-flat-1	M	-0.5	+20	500	5 10 15	1.5 3 4	3.5 7 11	20n 20n 20n	Q	100 50 40	50	D -Q D -Q D -Q	250 120 180	300														
HCC40109 BD	Sgs	16-dil-5	M	-0.5	+20	200	5 10 15	1.5 3 4	3.5 7 11	20n 20n 20n	Q	100 50 40	100	D -Q D -Q D -Q	850 290 220	300														
HCC40109 BF	Sgs	16-dil-4	M	-0.5	+20	200	5 10 15	1.5 3 4	3.5 7 11	20n 20n 20n	Q	100 50 40	100	D -Q D -Q D -Q	850 290 220	300														
HCC40109 BK	Sgs	16-flat-1	M	-0.5	+20	200	5 10 15	1.5 3 4	3.5 7 11	20n 20n 20n	Q	100 50 40	100	D -Q D -Q D -Q	850 290 220	300														
HCF40109 BE	Sgs	16-dil-1	I	-0.5	+18	200	5 10 15	1.5 3 4	3.5 7 11	20n 20n 20n	Q	100 50 40	100	D -Q D -Q D -Q	850 290 220	300														
HCF40109 BF	Sgs	16-dil-4	I	-0.5	+18	200	5 10 15	1.5 3 4	3.5 7 11	20n 20n 20n	Q	100 50 40	100	D -Q D -Q D -Q	850 290 220	300														
HCF40109 BM	Sgs	16-mic-1	I	-0.5	+18	200	5 10 15	1.5 3 4	3.5 7 11	20n 20n 20n	Q	100 50 40	100	D -Q D -Q D -Q	850 290 220	300														
40109 DIE1	Sgs	chip	I	-0.5	+18	200	5 10 15	1.5 3 4	3.5 7 11	20n 20n 20n	Q	100 50 40	100	D -Q D -Q D -Q	850 290 220	300														

40110

Decade Up/Down Counter with Latch and LED Display Driver



Inputs					Function	
R	TE	LE	CU	CD	Counter	Display
H	X	L	X	X	reset	reset
H	X	H	X	X	reset	remains
L	H	X	X	X	-	remains
L	L	L	J	X	count up	= counter
L	L	H	J	X	count up	remains
L	L	L	X	J	count down	= counter
L	L	H	X	J	count down	remains



TE = toggle enable, LE = latch enable, CU = count up clock, CD = count down clock, Cout = carry output, Bout = borrow output

40110

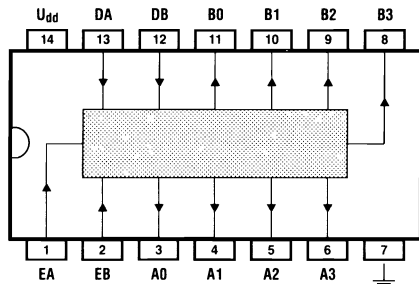
Range Data

Identification Data

Type	Man	B Sec. 3 Pins- Art-Nr.	TU	U _{dd}			U _{dd}	U _{IL} U _{NL} U _{IH} U _{NH}			I _{dd} typ	t _{TR} ns _{typ}			t _{PD} ns _{typ}			
				V		P _{tot} max		V	V	V		μA	Pin	↓	↑	Pin → Pin	↓	↑
				V _{min}	V _{max}	mW		V	V _{max}	V _{min}								
CD40110BD	Rca	16-dil-5	M	-0.5	+20	500	5 10 15	1.5 3 4	3.5 7 11	40n 40n 40n	Q Q Q	85 45 30	85 45 30	R → Q R · Q R · Q	650 350 160	650 350 160		
CD40110BE	Rca	16-dil-1	I	-0.5	+20	500	5 10 15	1.5 3 4	3.5 7 11	40n 40n 40n	Q Q Q	85 45 30	85 45 30	R → Q R · Q R · Q	650 350 160	650 350 160		
CD40110BF	Rca	16-dil-4	M	-0.5	+20	500	5 10 15	1.5 3 4	3.5 7 11	40n 40n 40n	Q Q Q	85 45 30	85 45 30	R · Q R · Q R · Q	650 350 160	650 350 160		
CD40110BH	Rca	chip	M	-0.5	+20		5 10 15	1.5 3 4	3.5 7 11	40n 40n 40n	Q Q Q	85 45 30	85 45 30	R · Q R · Q R · Q	650 350 160	650 350 160		
HCC40110BD	Sgs	16-dil-5	M	-0.5	+20	200	5 10 15	1.5 3 4	3.5 7 11	40n 40n 40n				R → T R · T R · T	750 285 200	750 285 200		
HCC40110BF	Sgs	16-dil-4	M	-0.5	+20	200	5 10 15	1.5 3 4	3.5 7 11	40n 40n 40n				R · T R · T R · T	750 285 200	750 285 200		
HCC40110BK	Sgs	16-flat-1	M	-0.5	+20	200	5 10 15	1.5 3 4	3.5 7 11	40n 40n 40n				R · T R · T R · T	750 285 200	750 285 200		
HCF40110BE	Sgs	16-dil-1	I	-0.5	+18	200	5 10 15	1.5 3 4	3.5 7 11	40n 40n 40n				R · T R · T R · T	750 285 200	750 285 200		
HCF40110BF	Sgs	16-dil-4	I	-0.5	+18	200	5 10 15	1.5 3 4	3.5 7 11	40n 40n 40n				R → T R · T R → T	750 285 200	750 285 200		

40117

Dual 4-Bit Terminator



Inputs		Outputs			
EB	DB	B0	B1	B2	B3
L	X	Z	Z	Z	Z
H	L	L	L	L	L
H	H	H	H	H	H

Inputs		Outputs			
EA	DA	A0	A1	A2	A3
L	X	Z	Z	Z	Z
H	L	L	L	L	L
H	H	H	H	H	H

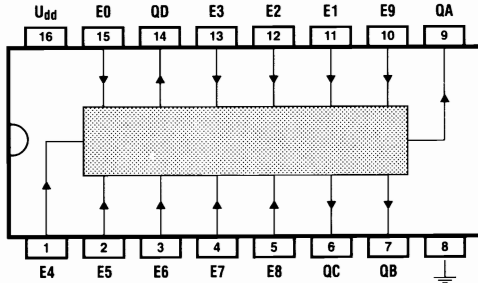
EA, EB = enable A.... B...

DA, DB = data input A.... B...

40117				Range Data			Identification Data									
Type	Man	B Sec. 3 Pins- Art-Nr	TU	U _{dd}		P _{tot} max	U _{dd}			I _{dd} typ	t _{TR} n _{styp}		t _{PD} n _{styp}			
				V min	V max	mW	V	V max	V min		μA	P _{in}	↓	↑	P _{in}	↓
CD40117BD	Rca	16-dil-5	M	-0.5	+20	500	5	1.5	3.5	10n	Q	3.3μ	3.3μ	D · Q	1.7μ	1.7μ
							10	3	7	10n	Q	1.6μ	1.6μ	D · Q	850	850
							15	4	11	10n	Q	1.1μ	1.1μ	D · Q	575	575
CD40117BE	Rca	16-dil-1	I	-0.5	+20	500	5	1.5	3.5	10n	Q	3.3μ	3.3μ	D · Q	1.7μ	1.7μ
							10	3	7	10n	Q	1.6μ	1.6μ	D · Q	850	850
							15	4	11	10n	Q	1.1μ	1.1μ	D · Q	575	575
CD40117BF	Rca	16-dil-4	M	-0.5	+20	500	5	1.5	3.5	10n	Q	3.3μ	3.3μ	D · Q	1.7μ	1.7μ
							10	3	7	10n	Q	1.6μ	1.6μ	D · Q	850	850
							15	4	11	10n	Q	1.1μ	1.1μ	D · Q	575	575
CD40117BH	Rca	chip	M	-0.5	+20		5	1.5	3.5	10n	Q	3.3μ	3.3μ	D · Q	1.7μ	1.7μ
							10	3	7	10n	Q	1.6μ	1.6μ	D · Q	850	850
							15	4	11	10n	Q	1.1μ	1.1μ	D · Q	575	575
TC40117BP	Tos	14-dil-1	I	-0.5	+20	300	5	1.5	3.5	1n	Q	2.1μ	2.1μ	D · A/B	1250	900
							10	3	7	1n	Q	1μ	1μ	D · A/B	550	450
							15	4	11	2n	Q	800	800	D · A/B	350	350

40147

Priority Encoder



Inputs									Outputs				
E0	E1	E2	E3	E4	E5	E6	E7	E8	E9	QD	QC	QB	QA
H	H	H	H	H	H	H	H	H	H	L	L	L	L
L	H	H	H	H	H	H	H	H	H	H	H	H	H
X	L	H	H	H	H	H	H	H	H	H	H	H	L
X	X	L	H	H	H	H	H	H	H	H	H	L	H
X	X	X	L	H	H	H	H	H	H	H	H	L	L
X	X	X	X	L	H	H	H	H	H	H	L	H	H
X	X	X	X	X	L	H	H	H	H	H	L	L	L
X	X	X	X	X	X	L	H	H	H	H	L	L	H
X	X	X	X	X	X	X	L	H	H	H	L	L	L
X	X	X	X	X	X	X	X	L	H	H	L	H	H
X	X	X	X	X	X	X	X	X	L	L	H	H	L

40147

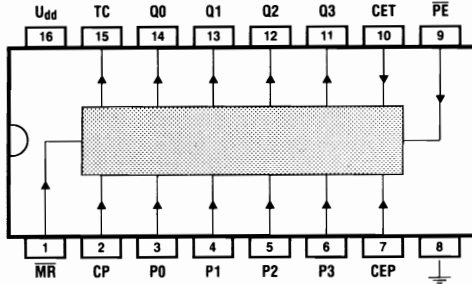
Range Data

Identification Data

Type	Man	B Sec. 3 Pins- Art-Nr.	T _U	U _{dd}		P _{tot} max mW	U _{dd}			I _{dd} typ μA	t _{TR} n _{styp}			t _{pd} n _{styp}		
				V _{min}	V _{max}		V	V _{UNL}	V _{NH}		Pin	↓	↑	Pin	↓	↑
								V _{max}	V _{min}							
CD 40147BD	Rca	16-dil-5	M	-0.5	+20	500	5	1.5	3.5	20n	Q	100	100	E-Q	450	450
							10	3	7	20n	Q	50	50	E-Q	200	200
							15	4	11	20n	Q	40	40	E-Q	150	150
CD 40147BE	Rca	16-dil-1	I	-0.5	+20	500	5	1.5	3.5	20n	Q	100	100	E-Q	450	450
							10	3	7	20n	Q	50	50	E-Q	200	200
							15	4	11	20n	Q	40	40	E-Q	150	150
CD 40147BF	Rca	16-dil-4	M	-0.5	+20	500	5	1.5	3.5	20n	Q	100	100	E-Q	450	450
							10	3	7	20n	Q	50	50	E-Q	200	200
							15	4	11	20n	Q	40	40	E-Q	150	150
CD 40147BH	Rca	cnip	M	-0.5	+20		5	1.5	3.5	20n	Q	100	100	E-Q	450	450
							10	3	7	20n	Q	50	50	E-Q	200	200
							15	4	11	20n	Q	40	40	E-Q	150	150
CD 40147BK	Rca	16-flat-1	M	-0.5	+20	500	5	1.5	3.5	20n	Q	100	100	E-Q	450	450
							10	3	7	20n	Q	50	50	E-Q	200	200
							15	4	11	20n	Q	40	40	E-Q	150	150

40160

Synchronous Programmable
Decade Counter



MR	CEP	CET	PE	CP	Function
L	X	X	X	X	reset
H	X	X	L	X	preset
H	L	X	H	X	-
H	X	L	H	X	-
H	H	H	H	J	count

MR = master reset, CEP = count enable par. input, CET = count enable trickle input,
TC = terminal count output (TC = CET · Q0 · Q1 · Q2 · Q3), P = preset inputs

40160			Range Data			Identification Data										
Type	Man	B Sec. 3 Pins- Art-Nr.	T _U	U _{dd}		P _{tot} max mW	U _{dd}		I _{dd} typ μA	t _{TR} ns _{typ}		t _{PD} ns _{typ}				
				V min	V max		V max	V min		Pin ↓	↑	Pin ↓	↑			
CD 40160 BD	Rca	16-dil-5	M	-0.5	+20	500	5	1.5	3.5	40n	Q	100	100	T · Q	200	200
							10	3	7	40n	Q	50	50	T · Q	80	80
							15	4	11	40n	Q	40	40	T · Q	60	60
CD 40160 BE	Rca	16-dil-1	I	-0.5	+20	500	5	1.5	3.5	40n	Q	100	100	T · Q	200	200
							10	3	7	40n	Q	50	50	T · Q	80	80
							15	4	11	40n	Q	40	40	T · Q	60	60
CD 40160 BF	Rca	16-dil-4	M	-0.5	+20	500	5	1.5	3.5	40n	Q	100	100	T · Q	200	200
							10	3	7	40n	Q	50	50	T · Q	80	80
							15	4	11	40n	Q	40	40	T · Q	60	60
CD 40160 BH	Rca	chip	M	-0.5	+20	500	5	1.5	3.5	40n	Q	100	100	T · Q	200	200
							10	3	7	40n	Q	50	50	T · Q	80	80
							15	4	11	40n	Q	40	40	T · Q	60	60
CD 40160 BK	Rca	16-flat-1	M	-0.5	+20	500	5	1.5	3.5	40n	Q	100	100	T · Q	200	200
							10	3	7	40n	Q	50	50	T · Q	80	80
							15	4	11	40n	Q	40	40	T · Q	60	60
HCC 40160 BD	Sgs	16-dil-5	M	-0.5	+20	200	5	1.5	3.5	40n	Q	100	100	T · Q	200	200
							10	3	7	40n	Q	50	50	T · Q	80	80
							15	4	11	40n	Q	40	40	T · Q	60	60
HCC 40160 BF	Sgs	16-dil-4	M	-0.5	+20	200	5	1.5	3.5	40n	Q	100	100	T · Q	200	200
							10	3	7	40n	Q	50	50	T · Q	80	80
							15	4	11	40n	Q	40	40	T · Q	60	60
HCC 40160 BK	Sgs	16-flat-1	M	-0.5	+20	200	5	1.5	3.5	40n	Q	100	100	T · Q	200	200
							10	3	7	40n	Q	50	50	T · Q	80	80
							15	4	11	40n	Q	40	40	T · Q	60	60
HCF 40160 BE	Sgs	16-dil-1	I	-0.5	+18	200	5	1.5	3.5	40n	Q	100	100	T · Q	200	200
							10	3	7	40n	Q	50	50	T · Q	80	80
							15	4	11	40n	Q	40	40	T · Q	60	60
HCF 40160 BF	Sgs	16-dil-4	I	-0.5	+18	200	5	1.5	3.5	40n	Q	100	100	T · Q	200	200
							10	3	7	40n	Q	50	50	T · Q	80	80
							15	4	11	40n	Q	40	40	T · Q	60	60
HEF 40160 BD	Val	16-dil-4	I	-0.5	+18	500	5	1.5	3.5	(20	Q	60	60	T · Q	110	115
							10	3	7	(40	Q	30	30	T · Q	45	45
							15	4	11	(80	Q	20	20	T · Q	30	30

40160			Range Data			Identification Data										40161	Synchronous Programmable Binary Counter		
Type	Man	B Sec. 3 Pins- Art-Nr.	T _U	U _{dd}		P _{tot} max mW	U _{dd}	U _{IL} U _{IH}		I _{dd} typ μA	t _{TR} n _{styp}			t _{PD} n _{styp}					
				V _{min}	V _{max}			V _{max}	V _{min}		Pin	↓	↑	Pin	↓				↑
HEF 40160 BP	Val	16-dil-1	I	-0.5	+18	500	5	1,5	3,5	(20	Q	60	60	T-Q	110	115			
							10	3	7	(40	Q	30	30	T-Q	45	45			
							15	4	11	(80	Q	20	20	T-Q	30	30			
HEF 40160 BT	Val	16-mic-1	I	-0.5	+18	400	5	1,5	3,5	(20	Q	60	60	T-Q	110	115			
							10	3	7	(40	Q	30	30	T-Q	45	45			
							15	4	11	(80	Q	20	20	T-Q	30	30			
TC 40160 BP	Tos	16-dil-2	I	-0.5	+20	300	5	1,5	3,5	5n	Q	80	80	T-Q	250	250			
							10	3	7	10n	Q	50	50	T-Q	100	100			
							15	4	11	15n	Q	40	40	T-Q	70	70			
40160 DIE1	Sgs	chip	I	-0.5	+18	200	5	1,5	3,5	40n	Q	100	100	T-Q	200	200			
							10	3	7	40n	Q	50	50	T-Q	80	80			
							15	4	11	40n	Q	40	40	T-Q	60	60			

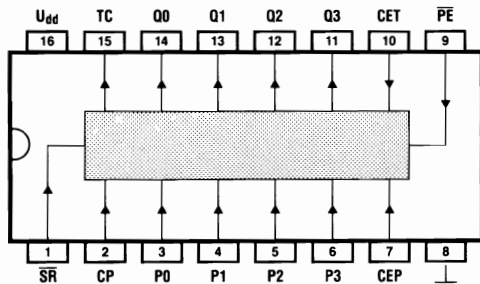
\overline{MR}	CEP	CET	\overline{PE}	CP	Function
L	X	X	X	X	reset
H	X	X	L	X	preset
H	L	X	H	X	-
H	X	L	H	X	-
H	H	H	H	J	count

\overline{MR} = master reset, CEP = count enable par. input, CET = count enable trickle input, TC = terminal count output (TC = CET · Q0 · Q1 · Q2 · Q3), P = preset inputs

40161			Range Data			Identification Data						40161			Range Data			Identification Data															
Type	Man	B Sec. 3 Pins- Art-Nr.	T _U	U _{dd}		P _{tot} max	U _{dd}	U _{IL}	U _{IH}	I _{dd} typ	t _{TR} n _{styp}			t _{PD} n _{styp}			Type	Man	B Sec. 3 Pins- Art-Nr.	T _U	U _{dd}		P _{tot} max	U _{dd}	U _{IL}	U _{IH}	I _{dd} typ	t _{TR} n _{styp}			t _{PD} n _{styp}		
				V min	V max			V max	V min		Pin ↓	↑	Pin →	↓	↑	V min					V max	mW			V	V max		V min	μA	Pin ↓	↑	Pin →	↓
CD 40161 BD	Rca	16-dil-5	M	-0.5	+20	500	5	1.5	3.5	40n	Q 100	100	T-Q 200	200	HEF40161 BP	Val	16-dil-1	I	-0.5	+18	500	5	1.5	3.5	(20	Q 60	60	T-Q 110	115				
							10	3	7	40n	Q 50	50	T-Q 80	80								10	3	7	(40	Q 30	30	T-Q 45	45				
							15	4	11	40n	Q 40	40	T-Q 60	60								15	4	11	(80	Q 20	20	T-Q 30	30				
CD 40161 BE	Rca	16-dil-1	I	-0.5	+20	500	5	1.5	3.5	40n	Q 100	100	T-Q 200	200	HEF40161 BT	Val	16-mic-1	I	-0.5	+18	400	5	1.5	3.5	(20	Q 60	60	T-Q 110	115				
							10	3	7	40n	Q 50	50	T-Q 80	80								10	3	7	(40	Q 30	30	T-Q 45	45				
							15	4	11	40n	Q 40	40	T-Q 60	60								15	4	11	(80	Q 20	20	T-Q 30	30				
CD 40161 BF	Rca	16-dil-4	M	-0.5	+20	500	5	1.5	3.5	40n	Q 100	100	T-Q 200	200	TC40161 BP	Tos	16-dil-2	I	-0.5	+20	300	5	1.5	3.5	5n	Q 80	80	T-Q 250	250				
							10	3	7	40n	Q 50	50	T-Q 80	80								10	3	7	10n	Q 50	50	T-Q 100	100				
							15	4	11	40n	Q 40	40	T-Q 60	60								15	4	11	15n	Q 40	40	T-Q 70	70				
CD 40161 BH	Rca	chip	M	-0.5	+20		5	1.5	3.5	40n	Q 100	100	T-Q 200	200	40161 DIE1	Sgs	chip	I	-0.5	+18	200	5	1.5	3.5	40n	Q 100	100	T-Q 200	200				
							10	3	7	40n	Q 50	50	T-Q 80	80								10	3	7	40n	Q 50	50	T-Q 80	80				
							15	4	11	40n	Q 40	40	T-Q 60	60								15	4	11	40n	Q 40	40	T-Q 60	60				
CD 40161 BK	Rca	16-flat-1	M	-0.5	+20	500	5	1.5	3.5	40n	Q 100	100	T-Q 200	200								10	3	7	40n	Q 50	50	T-Q 80	80				
							10	3	7	40n	Q 50	50	T-Q 80	80								15	4	11	40n	Q 40	40	T-Q 60	60				
							15	4	11	40n	Q 40	40	T-Q 60	60																			
HCC40161 BD	Sgs	16-dil-5	M	-0.5	+20	200	5	1.5	3.5	40n	Q 100	100	T-Q 200	200								10	3	7	40n	Q 50	50	T-Q 80	80				
							10	3	7	40n	Q 50	50	T-Q 80	80								15	4	11	40n	Q 40	40	T-Q 60	60				
							15	4	11	40n	Q 40	40	T-Q 60	60																			
HCC40161 BF	Sgs	16-dil-4	M	-0.5	+20	200	5	1.5	3.5	40n	Q 100	100	T-Q 200	200								10	3	7	40n	Q 50	50	T-Q 80	80				
							10	3	7	40n	Q 50	50	T-Q 80	80								15	4	11	40n	Q 40	40	T-Q 60	60				
							15	4	11	40n	Q 40	40	T-Q 60	60																			
HCC40161 BK	Sgs	16-flat-1	M	-0.5	+20	200	5	1.5	3.5	40n	Q 100	100	T-Q 200	200								10	3	7	40n	Q 50	50	T-Q 80	80				
							10	3	7	40n	Q 50	50	T-Q 80	80								15	4	11	40n	Q 40	40	T-Q 60	60				
							15	4	11	40n	Q 40	40	T-Q 60	60																			
HCF40161 BE	Sgs	16-dil-1	I	-0.5	+18	200	5	1.5	3.5	40n	Q 100	100	T-Q 200	200								10	3	7	40n	Q 50	50	T-Q 80	80				
							10	3	7	40n	Q 50	50	T-Q 80	80								15	4	11	40n	Q 40	40	T-Q 60	60				
							15	4	11	40n	Q 40	40	T-Q 60	60																			
HCF40161 BF	Sgs	16-dil-4	I	-0.5	+18	200	5	1.5	3.5	40n	Q 100	100	T-Q 200	200								10	3	7	40n	Q 50	50	T-Q 80	80				
							10	3	7	40n	Q 50	50	T-Q 80	80								15	4	11	40n	Q 40	40	T-Q 60	60				
							15	4	11	40n	Q 40	40	T-Q 60	60																			
HEF40161 BD	Val	16-dil-4	I	-0.5	+18	500	5	1.5	3.5	(20	Q 60	60	T-Q 110	115								10	3	7	(40	Q 30	30	T-Q 45	45				
							10	3	7	(40	Q 30	30	T-Q 45	45								15	4	11	(80	Q 20	20	T-Q 30	30				
							15	4	11	(80	Q 20	20	T-Q 30	30																			

40162

Synchronous Programmable Decade Counter



SR	CEP	CET	PE	CP	Function
L	X	X	X	J	reset
H	X	X	L	J	preset
H	L	X	H	X	-
H	X	L	H	X	-
H	H	H	H	J	count

SR = synchronous reset, CEP = count enable par. input, CET = count enable trickle input, TC = terminal count output ($TC = CET \cdot Q0 \cdot \overline{Q1} \cdot \overline{Q2} \cdot Q3$), P = preset inputs

40162

Range Data

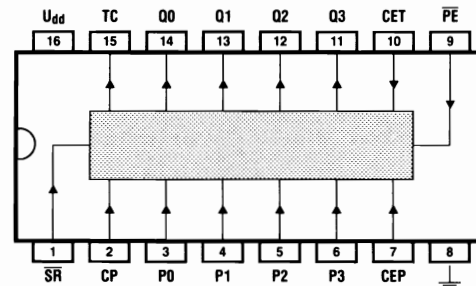
Identification Data

Type	Man	B Sec. 3 Pins- Art-Nr.	T _U	U _{dd}		P _{tot} max mW	U _{dd} V	U _{IL}	U _{IH}	I _{dd} typ μA	t _{TR}		t _{PD}			
				V	V			n _{styp}			n _{styp}					
				min	max			↓	↑		Pin ↓	Pin ↑				
CD40162 BD	Rca	16-dil-5	M	-0.5	+20	500	5 10 15	1.5 3 4	3.5 7 11	40n 40n 40n	Q Q	100 50	100 50	T-Q T-Q	200 80	200 80
CD40162 BE	Rca	16-dil-1	I	-0.5	+20	500	5 10 15	1.5 3 4	3.5 7 11	40n 40n 40n	Q Q	100 50	100 50	T-Q T-Q	200 80	200 80
CD40162 BF	Rca	16-dil-4	M	-0.5	+20	500	5 10 15	1.5 3 4	3.5 7 11	40n 40n 40n	Q Q	100 50	100 40	T-Q T-Q	200 80	200 60
CD40162 BH	Rca	chip	M	-0.5	+20		5 10 15	1.5 3 4	3.5 7 11	40n 40n 40n	Q Q	100 50	100 40	T-Q T-Q	200 80	200 60
CD40162 BK	Rca	16-flat-1	M	-0.5	+20	500	5 10 15	1.5 3 4	3.5 7 11	40n 40n 40n	Q Q	100 50	100 40	T-Q T-Q	200 80	200 60
HCC40162 BD	Sgs	16-dil-5	M	-0.5	+20	200	5 10 15	1.5 3 4	3.5 7 11	40n 40n 40n	Q Q	100 50	100 40	T-Q T-Q	200 80	200 60
HCC40162 BF	Sgs	16-dil-4	M	-0.5	+20	200	5 10 15	1.5 3 4	3.5 7 11	40n 40n 40n	Q Q	100 50	100 40	T-Q T-Q	200 80	200 60
HCC40162 BK	Sgs	16-flat-1	M	-0.5	+20	200	5 10 15	1.5 3 4	3.5 7 11	40n 40n 40n	Q Q	100 50	100 40	T-Q T-Q	200 80	200 60
HCF40162 BE	Sgs	16-dil-1	I	-0.5	+18	200	5 10 15	1.5 3 4	3.5 7 11	40n 40n 40n	Q Q	100 50	100 40	T-Q T-Q	200 80	200 60
HCF40162 BF	Sgs	16-dil-4	I	-0.5	+18	200	5 10 15	1.5 3 4	3.5 7 11	40n 40n 40n	Q Q	100 50	100 40	T-Q T-Q	200 80	200 60
HEF40162 BD	Val	16-dil-4	I	-0.5	+18	500	5 10 15	1.5 3 4	3.5 7 11	(20) (40) (80)	Q Q Q	60 30 20	60 30 20	T-Q T-Q T-Q	110 45 30	115 45 35

40162			Range Data			Identification Data												
Type	Man	B Sec. 3 Pins- Art-Nr.	TU	U _{dd}		P _{tot} max mW	U _{dd}	U _{IL} UNL		U _{IH} UNH		I _{dd} typ μA	t _{TR} ns _{typ}			t _{PD} ns _{typ}		
				V min	V max			V	V max	V min	Pin		↓	↑	Pin → Pin	↓	↑	
HEF 40162 BP	Val	16-dil-1	I	-0.5	+18	500	5	1.5	3.5	(20	Q	60	60	T → Q	110	115		
							10	3	7	(40	Q	30	30	T → Q	45	45		
							15	4	11	(80	Q	20	20	T → Q	30	30		
HEF 40162 BT	Val	16-mic-1	I	-0.5	+18	400	5	1.5	3.5	(20	Q	60	60	T → Q	110	115		
							10	3	7	(40	Q	30	30	T → Q	45	45		
							15	4	11	(80	Q	20	20	T → Q	30	30		
TC 40162 BP	Tos	16-dil-2	I	-0.5	+20	300	5	1.5	3.5	5n	Q	80	80	T → Q	250	250		
							10	3	7	10n	Q	50	50	T → Q	100	100		
							15	4	11	15n	Q	40	40	T → Q	70	70		

40163

Synchronous Programmable Binary Counter



SR	CEP	CET	PE	CP	Function
L	X	X	X	J	reset
H	X	X	L	J	preset
H	L	X	H	X	-
H	X	L	H	X	-
H	H	H	H	J	count

SR = synchronous reset, CEP = count enable par. input, CET = count enable trickle input, TC = terminal count output (TC = CET · Q0 · Q1 · Q2 · Q3), P = preset inputs

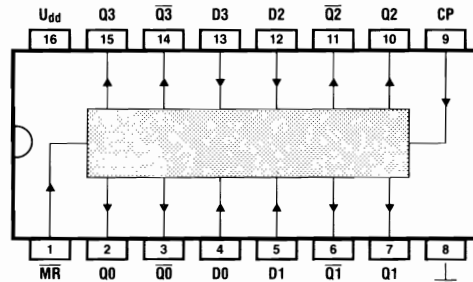
40163			Range Data			Identification Data						40163			Range Data			Identification Data																			
Type	Man	B Sec. 3 Pins- Art-Nr.	TU	Udd		Ptot max	Udd	U _{IL}	U _{IH}	I _{dd} typ	t _{TR} ns _{typ}			t _{PD} ns _{typ}			Type	Man	B Sec. 3 Pins- Art-Nr.	TU	Udd		Ptot max	Udd	U _{IL}	U _{IH}	I _{dd} typ	t _{TR} ns _{typ}			t _{PD} ns _{typ}						
				V min	V max			V min	V max		V min	V max	μA	Pin	↓	↑					Pin → Pin	↓			↑	V min		V max	V min	V max	μA	Pin	↓	↑	Pin → Pin	↓	↑
CD40163 BD	Rca	16-dil-5	M	-0.5	+20	500	5	1.5	3.5	40n	Q	100	100	T · Q	200	200	HEF40163 BP	Val	16-dil-1	I	-0.5	+18	500	5	1.5	3.5	(20	Q	60	60	T · Q	110	115				
							10	3	7	40n	Q	50	50	T · Q	80	80								15	4	11	(40	Q	30	30	T · Q	45	45				
							15	4	11	40n	Q	40	40	T · Q	60	60								15	4	11	(80	Q	20	20	T · Q	30	30				
CD40163 BE	Rca	16-dil-1	I	-0.5	+20	500	5	1.5	3.5	40n	Q	100	100	T · Q	200	200	HEF40163 BT	Val	16-mic-1	I	-0.5	+18	400	5	1.5	3.5	(20	Q	60	60	T · Q	110	115				
							10	3	7	40n	Q	50	50	T · Q	80	80								10	3	7	(40	Q	30	30	T · Q	45	45				
							15	4	11	40n	Q	40	40	T · Q	60	60								15	4	11	(80	Q	20	20	T · Q	30	30				
CD40163 BF	Rca	16-dil-4	M	-0.5	+20	500	5	1.5	3.5	40n	Q	100	100	T · Q	200	200	TC40163 BP	Tos	16-dil-2	I	-0.5	+20	300	5	1.5	3.5	5n	Q	80	80	T · Q	250	250				
							10	3	7	40n	Q	50	50	T · Q	80	80								10	3	7	10n	Q	50	50	T · Q	100	100				
							15	4	11	40n	Q	40	40	T · Q	60	60								15	4	11	15n	Q	40	40	T · Q	70	70				
CD40163 BH	Rca	chip	M	-0.5	+20		5	1.5	3.5	40n	Q	100	100	T · Q	200	200																					
							10	3	7	40n	Q	50	50	T · Q	80	80																					
							15	4	11	40n	Q	40	40	T · Q	60	60																					
CD40163 BK	Rca	16-flat-1	M	-0.5	+20	500	5	1.5	3.5	40n	Q	100	100	T · Q	200	200																					
							10	3	7	40n	Q	50	50	T · Q	80	80																					
							15	4	11	40n	Q	40	40	T · Q	60	60																					
HCC40163 BD	Sgs	16-dil-5	M	-0.5	+20	200	5	1.5	3.5	40n	Q	100	100	T · Q	200	200																					
							10	3	7	40n	Q	50	50	T · Q	80	80																					
							15	4	11	40n	Q	40	40	T · Q	60	60																					
HCC40163 BF	Sgs	16-dil-4	M	-0.5	+20	200	5	1.5	3.5	40n	Q	100	100	T · Q	200	200																					
							10	3	7	40n	Q	50	50	T · Q	80	80																					
							15	4	11	40n	Q	40	40	T · Q	60	60																					
HCC40163 BK	Sgs	16-flat-1	M	-0.5	+20	200	5	1.5	3.5	40n	Q	100	100	T · Q	200	200																					
							10	3	7	40n	Q	50	50	T · Q	80	80																					
							15	4	11	40n	Q	40	40	T · Q	60	60																					
HCF40163 BE	Sgs	16-dil-1	I	-0.5	+18	200	5	1.5	3.5	40n	Q	100	100	T · Q	200	200																					
							10	3	7	40n	Q	50	50	T · Q	80	80																					
							15	4	11	40n	Q	40	40	T · Q	60	60																					
HCF40163 BF	Sgs	16-dil-4	I	-0.5	+18	200	5	1.5	3.5	40n	Q	100	100	T · Q	200	200																					
							10	3	7	40n	Q	50	50	T · Q	80	80																					
							15	4	11	40n	Q	40	40	T · Q	60	60																					
HEF40163 BD	Val	16-dil-4	I	-0.5	+18	500	5	1.5	3.5	(20	Q	60	60	T · Q	110	115																					
							10	3	7	(40	Q	30	30	T · Q	45	45																					
							15	4	11	(80	Q	20	20	T · Q	30	30																					

40174		6 D-Type Flip-Flops with Master Reset							40174			Range Data			Identification Data										
									Type	Man	B Sec. 3 Pins- Art-Nr.	TU	U _{dd}		P _{tot} max	U _{dd}	U _{IL} UNL		U _{IH} UNH		I _{dd} typ	t _{TR} n _{styp}		t _{PD} n _{styp}	
													V min	V max			mW	V	V max	V min		μA	Pin	↓	↑
Inputs		Outp.																							
MR	D	CP	Q																						
L	X	X	L																						
H	L	J	L																						
H	H	J	H																						
40174				Range Data			Identification Data																		
Type	Man	B Sec. 3 Pins- Art-Nr.	TU	U _{dd}		P _{tot} max	U _{dd}	U _{IL} UNL		U _{IH} UNH		I _{dd} typ	t _{TR} n _{styp}		t _{PD} n _{styp}										
				V min	V max			mW	V	V max	V min		μA	Pin	↓	↑	Pin → Pin	↓	↑						
CD 40174 BE	Rca	16-dil-1	I	-0.5	+20	500	5	1.5	3.5	20n	Q	100	100	T-Q	150	150									
				10	3	7	20n	Q	50	50	T-Q	70	70	T-Q	70	70									
				15	4	11	20n	Q	40	40	T-Q	50	50	T-Q	50	50									
CD 40174 BF	Rca	16-dil-4	M	-0.5	+20	500	5	1.5	3.5	20n	Q	100	100	T-Q	150	150									
				10	3	7	20n	Q	50	50	T-Q	70	70	T-Q	70	70									
				15	4	11	20n	Q	40	40	T-Q	50	50	T-Q	50	50									
CD 40174 BH	Rca	chip	M	-0.5	+20	500	5	1.5	3.5	20n	Q	100	100	T-Q	150	150									
				10	3	7	20n	Q	50	50	T-Q	70	70	T-Q	70	70									
				15	4	11	20n	Q	40	40	T-Q	50	50	T-Q	50	50									
CD 40174 BK	Rca	16-flat-1	M	-0.5	+20	500	5	1.5	3.5	20n	Q	100	100	T-Q	150	150									
				10	3	7	20n	Q	50	50	T-Q	70	70	T-Q	70	70									
				15	4	11	20n	Q	40	40	T-Q	50	50	T-Q	50	50									
HCC 40174 BD	Sgs	16-dil-5	M	-0.5	+20	200	5	1.5	3.5	20n	Q	100	100	T-Q	150	150									
				10	3	7	20n	Q	50	50	T-Q	70	70	T-Q	70	70									
				15	4	11	20n	Q	40	40	T-Q	50	50	T-Q	50	50									
HCC 40174 BF	Sgs	16-dil-4	M	-0.5	+20	200	5	1.5	3.5	20n	Q	100	100	T-Q	150	150									
				10	3	7	20n	Q	50	50	T-Q	70	70	T-Q	70	70									
				15	4	11	20n	Q	40	40	T-Q	50	50	T-Q	50	50									
HCC 40174 BK	Sgs	16-flat-1	M	-0.5	+20	200	5	1.5	3.5	20n	Q	100	100	T-Q	150	150									
				10	3	7	20n	Q	50	50	T-Q	70	70	T-Q	70	70									
				15	4	11	20n	Q	40	40	T-Q	50	50	T-Q	50	50									
HCF 40174 BE	Sgs	16-dil-1	I	-0.5	+18	200	5	1.5	3.5	20n	Q	100	100	T-Q	150	150									
				10	3	7	20n	Q	50	50	T-Q	70	70	T-Q	70	70									
				15	4	11	20n	Q	40	40	T-Q	50	50	T-Q	50	50									
HCF 40174 BF	Sgs	16-dil-4	I	-0.5	+18	200	5	1.5	3.5	20n	Q	100	100	T-Q	150	150									
				10	3	7	20n	Q	50	50	T-Q	70	70	T-Q	70	70									
				15	4	11	20n	Q	40	40	T-Q	50	50	T-Q	50	50									
HCF 40174 BM	Sgs	16-mic-1	I	-0.5	+18	200	5	1.5	3.5	20n	Q	100	100	T-Q	150	150									
				10	3	7	20n	Q	50	50	T-Q	70	70	T-Q	70	70									
				15	4	11	20n	Q	40	40	T-Q	50	50	T-Q	50	50									
HEF 40174 BD	Val	16-dil-4	I	-0.5	+18	500	5	1.5	3.5	20n	Q	60	60	T-Q	75	75									
				10	3	7	40	Q	30	30	T-Q	30	30	T-Q	30	30									
				15	4	11	80	Q	20	20	T-Q	20	20	T-Q	20	20									

40174			Range Data			Identification Data												
Type	Man	B Sec. 3 Pins- Art-Nr	T _U	U _{dd}		P _{tot} max mW	U _{dd}	U _{IL} U _{NL}		U _{IH} U _{NH}		I _{dd} typ μA	t _{TR} n _{styp}			t _{PD} n _{styp}		
				V min	V max			V	V max	V min	μA		Pin	↓	↑	Pin → Pin	↓	↑
HEF 40174 BP	Val	16-dil-1	I	-0.5	+18	500	5	1.5	3.5	<20	Q	60	60	T · Q	75	75		
							10	3	7	<40	Q	30	30	T · Q	30	30		
							15	4	11	<80	Q	20	20	T · Q	20	20		
HEF 40174 BT	Val	16-mic-1	I	-0.5	+18	400	5	1.5	3.5	<20	Q	60	60	T · Q	75	75		
							10	3	7	<40	Q	30	30	T · Q	30	30		
							15	4	11	<80	Q	20	20	T · Q	20	20		
TC 40174 BF	Tos	16-mic-3	I	-0.5	+20	180	5	1.5	3.5	5n	Q	80	80	T · Q	150	150		
							10	3	7	10n	Q	50	50	T · Q	65	65		
							15	4	11	15n	Q	40	40	T · Q	45	45		
TC 40174 BP	Tos	16-dil-2	I	-0.5	+20	300	5	1.5	3.5	5n	Q	80	80	T · Q	150	150		
							10	3	7	10n	Q	50	50	T · Q	65	65		
							15	4	11	15n	Q	40	40	T · Q	45	45		
40174 DIE1	Sgs	chip	I	-0.5	+18	200	5	1.5	3.5	20n	Q	100	100	T · Q	150	150		
							10	3	7	20n	Q	50	50	T · Q	70	70		
							15	4	11	20n	Q	40	40	T · Q	50	50		

40175

4 D-Type Flip-Flops with Master Reset



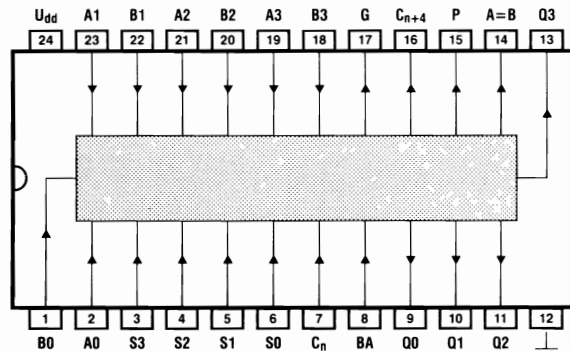
Inputs			Outp.	
MR	D	CP	Q	Q̄
L	X	X	L	H
H	L	J	L	H
H	H	J	H	L

40175			Range Data			Identification Data												
Typ Type · Tipo	Herst Man Fab Prod	B Sec. 3 Pins- Art-Nr.	T _U	U _{dd}		P _{tot} max mW	U _{dd}	U _{IL} U _{NL}		U _{IH} U _{NH}		I _{dd} typ μA	t _{TR} n _{styp}			t _{PD} n _{styp}		
				V min	V max			V	V max	V min	μA		Pin	↓	↑	Pin → Pin	↓	↑
CD40175BD	Rca	16-dil-5	M	-0.5	+20	500	5	1.5	3.5	20n	Q	100	100	T · Q	220	220		
							10	3	7	20n	Q	50	50	T · Q	90	90		
							15	4	11	20n	Q	40	40	T · Q	70	70		

40175			Range Data			Identification Data										
Type	Man	B Sec. 3 Pins- Art-Nr.	T _U	U _{dd}		P _{tot} max	U _{dd}	U _{IL} U _{IH}		I _{dd} typ	t _{TR}			t _{PD}		
				V min	V max			mW	V		V max	V min	μA	Pin	↓	↑
CD40175 BE	Rca	16-dil-1	I	-0.5	+20	500	5 10 15	1.5 3 4	3.5 7 11	20n 20n 20n	Q	100 50 40	100 50 40	T · Q T · Q T · Q	220 90 70	220 90 70
CD40175 BF	Rca	16-dil-4	M	-0.5	+20	500	5 10 15	1.5 3 4	3.5 7 11	20n 20n 20n	Q	100 50 40	100 50 40	T · Q T · Q T · Q	220 90 70	220 90 70
CD40175 BH	Rca	chip	M	-0.5	+20	500	5 10 15	1.5 3 4	3.5 7 11	20n 20n 20n	Q	100 50 40	100 50 40	T · Q T · Q T · Q	220 90 70	220 90 70
CD40175 BK	Rca	16-flat-1	M	-0.5	+20	500	5 10 15	1.5 3 4	3.5 7 11	20n 20n 20n	Q	100 50 40	100 50 40	T · Q T · Q T · Q	220 90 70	220 90 70
HEF40175 BD	Val	16-dil-4	I	-0.5	+18	500	5 10 15	1.5 3 4	3.5 7 11	(20 40 80)	Q	60 30 20	60 30 20	T · Q T · Q T · Q	80 35 25	70 30 25
HEF40175 BP	Val	16-dil-1	I	-0.5	+18	500	5 10 15	1.5 3 4	3.5 7 11	(20 40 80)	Q	60 30 20	60 30 20	T · Q T · Q T · Q	80 35 25	70 30 25
HEF40175 BT	Val	16-mic-1	I	-0.5	+18	400	5 10 15	1.5 3 4	3.5 7 11	(20 40 80)	Q	60 30 20	60 30 20	T · Q T · Q T · Q	80 35 25	70 30 25
TC40175 BF	Tos	16-mic-3	I	-0.5	+20	180	5 10 15	1.5 3 4	3.5 7 11	5n 10n 15n	Q	80 50 40	80 50 40	T · Q T · Q T · Q	170 70 50	170 70 50
TC40175 BP	Tos	16-dil-2	I	-0.5	+20	300	5 10 15	1.5 3 4	3.5 7 11	5n 10n 15n	Q	80 50 40	80 50 40	T · Q T · Q T · Q	170 70 50	170 70 50

40181

4-Bit ALU



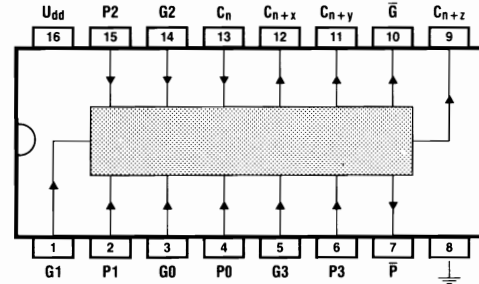
Mode Inputs				Data Outputs Q0...Q3			
S3	S2	S1	S0	BA = H, Logic Function	BA = L, Arithmetic function		
					Cn = H	Cn = L	
L	L	L	L	\bar{A}	A	A plus 1	
L	L	L	H	$\bar{A} + \bar{B}$	A + B	(A + B) plus 1	
L	L	H	L	$\bar{A} \cdot \bar{B}$	A + \bar{B}	(A + B) plus 1	
L	L	H	H	L	minus 1	zero	
L	H	L	L	$\bar{A} \cdot \bar{B}$	A plus (A · \bar{B})	A plus (A · \bar{B}) plus 1	
L	H	L	H	\bar{B}	(A + B) plus (A · \bar{B})	(A + B) plus (A · \bar{B}) plus 1	
L	H	H	L	A ⊕ B	A minus B minus 1	A minus B	
L	H	H	H	A · \bar{B}	(A · \bar{B}) minus 1	A · \bar{B}	
H	L	L	L	$\bar{A} + B$	A plus (A · B)	A plus (A · B) plus 1	
H	L	L	H	$\bar{A} \oplus \bar{B}$	A plus B	A plus B plus 1	
H	L	H	L	B	(A + \bar{B}) plus (A · B)	(A + \bar{B}) plus (A · B) plus 1	
H	L	H	H	A · B	(A · B) minus 1	A · B	
H	H	L	L	H	A plus A	A plus A plus 1	
H	H	L	H	A + \bar{B}	(A + B) plus A	(A + B) plus A plus 1	
H	H	H	L	A + B	(A + \bar{B}) plus A	(A + \bar{B}) plus A plus 1	
H	H	H	H	A	A minus 1	A	

⊕ = exclusive-OR

40181			Range Data			Identification Data											
Type	Man	B Sec. 3 Pins- Art-Nr.	T _U	U _{dd}		P _{tot} max	U _{dd}	U _{IL} U _{IH}		I _{dd} typ	t _{TR} nstyp			t _{PD} nstyp			
				V min	V max			mW	V		V max	V min	μA	Pin	↓	↑	Pin → Pin
CD40181 BD	Rca	24-dil-5	M	-0.5	+20	500	5	1.5	3.5	40n	Q	100	100	A/B	-F	400	400
							10	3	7	40n	Q	50	50	A/B	-F	160	160
							15	4	11	40n	Q	40	40	A/B	-F	120	120
CD40181 BE	Rca	24-dil-1	I	-0.5	+20	500	5	1.5	3.5	40n	Q	100	100	A/B	-F	400	400
							10	3	7	40n	Q	50	50	A/B	-F	160	160
							15	4	11	40n	Q	40	40	A/B	-F	120	120
CD40181 BF	Rca	24-dil-4	M	-0.5	+20	500	5	1.5	3.5	40n	Q	100	100	A/B	-F	400	400
							10	3	7	40n	Q	50	50	A/B	-F	160	160
							15	4	11	40n	Q	40	40	A/B	-F	120	120
CD40181 BH	Rca	chip	M	-0.5	+20	500	5	1.5	3.5	40n	Q	100	100	A/B	-F	400	400
							10	3	7	40n	Q	50	50	A/B	-F	160	160
							15	4	11	40n	Q	40	40	A/B	-F	120	120
CD40181 BK	Rca	24-flat-1	M	-0.5	+20	500	5	1.5	3.5	40n	Q	100	100	A/B	-F	400	400
							10	3	7	40n	Q	50	50	A/B	-F	160	160
							15	4	11	40n	Q	40	40	A/B	-F	120	120
HCC40181 BD	Sgs	24-dil-5	M	-0.5	+20	200	5	1.5	3.5	40n	Q	100	100	A/B	-F	400	400
							10	3	7	40n	Q	50	50	A/B	-F	160	160
							15	4	11	40n	Q	40	40	A/B	-F	120	120
HCC40181 BF	Sgs	24-dil-4	M	-0.5	+20	200	5	1.5	3.5	40n	Q	100	100	A/B	-F	400	400
							10	3	7	40n	Q	50	50	A/B	-F	160	160
							15	4	11	40n	Q	40	40	A/B	-F	120	120
HCC40181 BK	Sgs	24-flat-1	M	-0.5	+20	200	5	1.5	3.5	40n	Q	100	100	A/B	-F	400	400
							10	3	7	40n	Q	50	50	A/B	-F	160	160
							15	4	11	40n	Q	40	40	A/B	-F	120	120
HCF40181 BE	Sgs	24-dil-1	I	-0.5	+18	200	5	1.5	3.5	40n	Q	100	100	A/B	-F	400	400
							10	3	7	40n	Q	50	50	A/B	-F	160	160
							15	4	11	40n	Q	40	40	A/B	-F	120	120
HCF40181 BF	Sgs	24-dil-4	I	-0.5	+18	200	5	1.5	3.5	40n	Q	100	100	A/B	-F	400	400
							10	3	7	40n	Q	50	50	A/B	-F	160	160
							15	4	11	40n	Q	40	40	A/B	-F	120	120
40181 DIE1	Sgs	chip	I	-0.5	+18	200	5	1.5	3.5	40n	Q	100	100	A/B	-F	400	400
							10	3	7	40n	Q	50	50	A/B	-F	160	160
							15	4	11	40n	Q	40	40	A/B	-F	120	120

40182

Carry Generator



$$C_{n+x} = G0 + (P0 \cdot Cn)$$

$$C_{n+y} = G1 + (P1 \cdot G0) + (P1 \cdot P0 \cdot Cn)$$

$$C_{n+z} = G2 + (P2 \cdot G1) + (P2 \cdot P1 \cdot G0) + (P2 \cdot P1 \cdot P0 \cdot Cn)$$

$$\bar{G} = \bar{G3} + (P3 \cdot \bar{G2}) + (P3 \cdot P2 \cdot G1) + (P3 \cdot P2 \cdot P0 \cdot G0)$$

$$\bar{P} = \bar{P3} + \bar{P2} + \bar{P1} + \bar{P0}$$

40182			Range Data			Identification Data											
Type	Man	B Sec. 3 Pins- Art-Nr.	T _U	U _{dd}		P _{tot} max	U _{dd}	U _{IL} U _{IH}		I _{dd} typ	t _{TR} nstyp			t _{PD} nstyp			
				V min	V max			mW	V		V max	V min	μA	Pin	↓	↑	Pin → Pin
CD40182 BD	Rca	16-dil-5	M	-0.5	+20	500	5	1.5	3.5	40n	Q	100	100	P/G	·C	200	200
							10	3	7	40n	Q	50	50	P/G	·C	100	100
							15	4	11	40n	Q	40	40	P/G	·C	75	75

40182			Range Data			Identification Data										
Type	Man	B Sec. 3 Pins-Art-Nr.	TU	U _{dd}		P _{tot} max	U _{dd}	U _{IL} UNL		U _{IH} UNH		I _{dd} typ	t _{TR} nstyp		t _{PD} nstyp	
				V min	V max			mW	V	V max	V min		μA	Pin	↓	↑
CD 40182 BE	Rca	16-dil-1	I	-0.5	+20	500	5	1.5	3.5	40n	Q	100	100	P/G -C	200	200
							10	3	7	40n	Q	50	50	P/G -C	100	100
							15	4	11	40n	Q	40	40	P/G -C	75	75
CD 40182 BF	Rca	16-dil-4	M	-0.5	+20	500	5	1.5	3.5	40n	Q	100	100	P/G -C	200	200
							10	3	7	40n	Q	50	50	P/G -C	100	100
							15	4	11	40n	Q	40	40	P/G -C	75	75
CD 40182 BH	Rca	chip	M	-0.5	+20		5	1.5	3.5	40n	Q	100	100	P/G -C	200	200
							10	3	7	40n	Q	50	50	P/G -C	100	100
							15	4	11	40n	Q	40	40	P/G -C	75	75
CD 40182 BK	Rca	16-flat-1	M	-0.5	+20	500	5	1.5	3.5	40n	Q	100	100	P/G -C	200	200
							10	3	7	40n	Q	50	50	P/G -C	100	100
							15	4	11	40n	Q	40	40	P/G -C	75	75
HCC 40182 BD	Sgs	16-dil-5	M	-0.5	+20	200	5	1.5	3.5	40n	Q	100	100	P/G -Q	200	200
							10	3	7	40n	Q	50	50	P/G -Q	100	100
							15	4	11	40n	Q	40	40	P/G -Q	75	75
HCC 40182 BF	Sgs	16-dil-4	M	-0.5	+20	200	5	1.5	3.5	40n	Q	100	100	P/G -Q	200	200
							10	3	7	40n	Q	50	50	P/G -Q	100	100
							15	4	11	40n	Q	40	40	P/G -Q	75	75
HCC 40182 BK	Sgs	16-flat-1	M	-0.5	+20	200	5	1.5	3.5	40n	Q	100	100	P/G -Q	200	200
							10	3	7	40n	Q	50	50	P/G -Q	100	100
							15	4	11	40n	Q	40	40	P/G -Q	75	75
HCF 40182 BE	Sgs	16-dil-1	I	-0.5	+18	200	5	1.5	3.5	40n	Q	100	100	P/G -Q	200	200
							10	3	7	40n	Q	50	50	P/G -Q	100	100
							15	4	11	40n	Q	40	40	P/G -Q	75	75
HCF 40182 BF	Sgs	16-dil-4	I	-0.5	+18	200	5	1.5	3.5	40n	Q	100	100	P/G -Q	200	200
							10	3	7	40n	Q	50	50	P/G -Q	100	100
							15	4	11	40n	Q	40	40	P/G -Q	75	75
40182 DIE1	Sgs	chip	I	-0.5	+18	200	5	1.5	3.5	40n	Q	100	100	P/G -Q	200	200
							10	3	7	40n	Q	50	50	P/G -Q	100	100
							15	4	11	40n	Q	40	40	P/G -Q	75	75

40192

Programmable Up/Down Decade Counter

MR	PE	CU	CD	Function
H	X	X	X	reset
L	L	X	X	preset
L	H	┘	H	count-up
L	H	H	┘	count-down

$$\overline{TU} = \overline{Q0} \cdot \overline{Q3} \cdot \overline{CU}$$

$$\overline{TD} = \overline{Q0} \cdot \overline{Q1} \cdot \overline{Q2} \cdot \overline{Q3} \cdot \overline{CD}$$

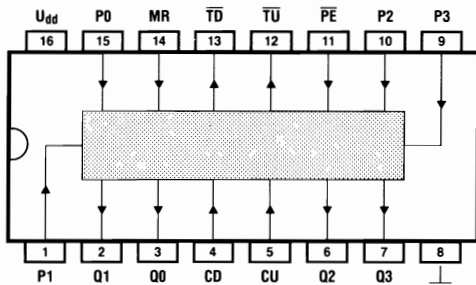
CD = count-down clock, CU = count-up clock, \overline{TU} = terminal count-up (carry) output, \overline{TD} = terminal count-down (borrow) output, P = parallel inputs

40192			Range Data			Identification Data										
Type	Man	B Sec. 3 Pins-Art-Nr.	TU	U _{dd}		P _{tot} max	U _{dd}	U _{IL} UNL		U _{IH} UNH		I _{dd} typ	t _{TR} nstyp		t _{PD} nstyp	
				V min	V max			mW	V	V max	V min		μA	Pin	↓	↑
CD 40192 BD	Rca	16-dil-5	M	-0.5	+20	500	5	1.5	3.5	40n	Q	100	100	R - Q	250	250
							10	3	7	40n	Q	50	50	R - Q	120	120
							15	4	11	40n	Q	40	40	R - Q	90	90

40192			Range Data			Identification Data						40192			Range Data			Identification Data															
Type	Man	B Sec. 3 Pins- Art-Nr.	T _U	U _{dd}		P _{tot} max	U _{dd}	U _{IL}	U _{IH}	I _{dd} typ	t _{TR} n _{styp}			t _{PD} n _{styp}			Type	Man	B Sec. 3 Pins- Art-Nr.	T _U	U _{dd}		P _{tot} max	U _{dd}	U _{IL}	U _{IH}	I _{dd} typ	t _{TR} n _{styp}			t _{PD} n _{styp}		
				V min	V max			V	V max		V min	μA	Pin	↓	↑	Pin → Pin					↓	↑			V min	V max		mW	V	V max	V min	μA	Pin
CD 40192 BE	Rca	16-dil-1	I	-0.5	+20	500	5	1.5	3.5	40n	Q	100	100	R · Q	250	250	HEF 40192 BT	Val	16-mic-1	I	-0.5	+18	400	5	1.5	3.5	(20	Q	60	60	T · Q	210	170
							10	3	7	40n	Q	50	50	R · Q	120	120								Q	30	30	T · Q	85	70				
							15	4	11	40n	Q	40	40	R · Q	90	90								(80	Q	20	20	T · Q	60	50			
CD 40192 BF	Rca	16-dil-4	M	-0.5	+20	500	5	1.5	3.5	40n	Q	100	100	R · Q	250	250	TC 40192 BP	Tos	16-dil-2	I	-0.5	+20	300	5	1.5	3.5	5n	Q	80	80	T · Q	450	456
							10	3	7	40n	Q	50	50	R · Q	120	120								10n	Q	50	50	T · Q	180	180			
							15	4	11	40n	Q	40	40	R · Q	90	90								15n	Q	40	40	T · Q	130	130			
CD 40192 BH	Rca	chip	M	-0.5	+20	500	5	1.5	3.5	40n	Q	100	100	R · Q	250	250	40192 DIE1	Sgs	chip	E	-0.5	+18	200	5	1.5	3.5	40n	Q	100	100	T · Q	250	250
							10	3	7	40n	Q	50	50	R · Q	120	120								40n	Q	50	50	T · Q	120	120			
							15	4	11	40n	Q	40	40	R · Q	90	90								40n	Q	40	40	T · Q	90	90			
CD 40192 BK	Rca	16-flat-1	M	-0.5	+20	500	5	1.5	3.5	40n	Q	100	100	R · Q	250	250								5	1.5	3.5	40n	Q	100	100	T · Q	250	250
							10	3	7	40n	Q	50	50	R · Q	120	120								40n	Q	50	50	T · Q	120	120			
							15	4	11	40n	Q	40	40	R · Q	90	90								40n	Q	40	40	T · Q	90	90			
HCC 40192 BD	Sgs	16-dil-5	M	-0.5	+20	200	5	1.5	3.5	40n	Q	100	100	T · Q	250	250								5	1.5	3.5	40n	Q	100	100	T · Q	250	250
							10	3	7	40n	Q	50	50	T · Q	120	120								40n	Q	50	50	T · Q	120	120			
							15	4	11	40n	Q	40	40	T · Q	90	90								40n	Q	40	40	T · Q	90	90			
HCC 40192 BF	Sgs	16-dil-4	M	-0.5	+20	200	5	1.5	3.5	40n	Q	100	100	T · Q	250	250								5	1.5	3.5	40n	Q	100	100	T · Q	250	250
							10	3	7	40n	Q	50	50	T · Q	120	120								40n	Q	50	50	T · Q	120	120			
							15	4	11	40n	Q	40	40	T · Q	90	90								40n	Q	40	40	T · Q	90	90			
HCC 40192 BK	Sgs	16-flat-1	M	-0.5	+20	200	5	1.5	3.5	40n	Q	100	100	T · Q	250	250								5	1.5	3.5	40n	Q	100	100	T · Q	250	250
							10	3	7	40n	Q	50	50	T · Q	120	120								40n	Q	50	50	T · Q	120	120			
							15	4	11	40n	Q	40	40	T · Q	90	90								40n	Q	40	40	T · Q	90	90			
HCF 40192 BE	Sgs	16-dil-1	E	-0.5	+18	200	5	1.5	3.5	40n	Q	100	100	T · Q	250	250								5	1.5	3.5	40n	Q	100	100	T · Q	250	250
							10	3	7	40n	Q	50	50	T · Q	120	120								40n	Q	50	50	T · Q	120	120			
							15	4	11	40n	Q	40	40	T · Q	90	90								40n	Q	40	40	T · Q	90	90			
HCF 40192 BF	Sgs	16-dil-4	E	-0.5	+18	200	5	1.5	3.5	40n	Q	100	100	T · Q	250	250								5	1.5	3.5	40n	Q	100	100	T · Q	250	250
							10	3	7	40n	Q	50	50	T · Q	120	120								40n	Q	50	50	T · Q	120	120			
							15	4	11	40n	Q	40	40	T · Q	90	90								40n	Q	40	40	T · Q	90	90			
HEF 40192 BD	Val	16-dil-4	I	-0.5	+18	500	5	1.5	3.5	(20	Q	60	60	T · Q	210	170								5	1.5	3.5	(20	Q	60	60	T · Q	210	170
							10	3	7	(40	Q	30	30	T · Q	85	70								Q	30	30	T · Q	85	70				
							15	4	11	(80	Q	20	20	T · Q	60	50								(80	Q	20	20	T · Q	60	50			
HEF 40192 BP	Val	16-dil-1	I	-0.5	+18	500	5	1.5	3.5	(20	Q	60	60	T · Q	210	170								5	1.5	3.5	(20	Q	60	60	T · Q	210	170
							10	3	7	(40	Q	30	30	T · Q	85	70								Q	30	30	T · Q	85	70				
							15	4	11	(80	Q	20	20	T · Q	60	50								(80	Q	20	20	T · Q	60	50			

40193

Programmable Up/Down Binary Counter



MR	PE	CU	CD	Function
H	X	X	X	reset
L	L	X	X	preset
L	H	J	H	count-up
L	H	H	J	count-down

$$\overline{TU} = \overline{Q0 \cdot Q1 \cdot Q2 \cdot Q3 \cdot \overline{CU}}$$

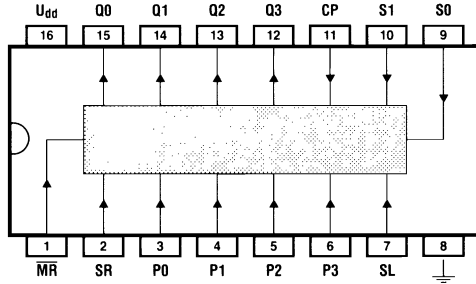
$$\overline{TD} = \overline{Q0 \cdot \overline{Q1} \cdot \overline{Q2} \cdot \overline{Q3} \cdot \overline{CD}}$$

CD = count-down clock, CU = count-up clock, \overline{TU} = terminal count-up (carry) output, \overline{TD} = terminal count-down (borrow) output, P = parallel inputs

40193			Range Data			Identification Data										
Type	Man	B Sec. 3 Pins-Art-Nr	TU	U _{dd}		P _{tot} max	U _{dd}	U _{IL} UNL	U _{IH} UNH	I _{dd} typ	t _{TR} nstyp		t _{PD} nstyp			
				V min	V max						mW	V	V max	V min	μA	Pin ↓
HCC40193 BD	Sgs	16-dil-5	M	-0.5	+20	200	5	1.5	3.5	40n	Q	100	100	T · Q	250	250
				10	3	7	10	3	7	40n	Q	50	50	T · Q	120	120
				15	4	11	15	4	11	40n	Q	40	40	T · Q	90	90
HCC40193 BF	Sgs	16-dil-4	M	-0.5	+20	200	5	1.5	3.5	40n	Q	100	100	T · Q	250	250
				10	3	7	10	3	7	40n	Q	50	50	T · Q	120	120
				15	4	11	15	4	11	40n	Q	40	40	T · Q	90	90
HCC40193 BK	Sgs	16-flat-1	M	-0.5	+20	200	5	1.5	3.5	40n	Q	100	100	T · Q	250	250
				10	3	7	10	3	7	40n	Q	50	50	T · Q	120	120
				15	4	11	15	4	11	40n	Q	40	40	T · Q	90	90
HCF40193 BE	Sgs	16-dil-1	I	-0.5	+18	200	5	1.5	3.5	40n	Q	100	100	T · Q	250	250
				10	3	7	10	3	7	40n	Q	50	50	T · Q	120	120
				15	4	11	15	4	11	40n	Q	40	40	T · Q	90	90
HCF40193 BF	Sgs	16-dil-4	I	-0.5	+18	200	5	1.5	3.5	40n	Q	100	100	T · Q	250	250
				10	3	7	10	3	7	40n	Q	50	50	T · Q	120	120
				15	4	11	15	4	11	40n	Q	40	40	T · Q	90	90
HEF40193 BD	Val	16-dil-4	I	-0.5	+18	500	5	1.5	3.5	(20	Q	60	60	T · Q	210	170
				10	3	7	10	3	7	(40	Q	30	30	T · Q	85	70
				15	4	11	15	4	11	(80	Q	20	20	T · Q	60	50
HEF40193 BP	Val	16-dil-1	I	-0.5	+18	500	5	1.5	3.5	(20	Q	60	60	T · Q	210	170
				10	3	7	10	3	7	(40	Q	30	30	T · Q	85	70
				15	4	11	15	4	11	(80	Q	20	20	T · Q	60	50
HEF40193 BT	Val	16-mic-1	I	-0.5	+18	400	5	1.5	3.5	(20	Q	60	60	T · Q	210	170
				10	3	7	10	3	7	(40	Q	30	30	T · Q	85	70
				15	4	11	15	4	11	(80	Q	20	20	T · Q	60	50
TC40193 BP	Tos	16-dil-2	I	-0.5	+20	300	5	1.5	3.5	5n	Q	80	80	T · Q	450	450
				10	3	7	10	3	7	10n	Q	50	50	T · Q	180	180
				15	4	11	15	4	11	15n	Q	40	40	T · Q	130	130
40193 DIE1	Sgs	chip	I	-0.5	+18	200	5	1.5	3.5	40n	Q	100	100	T · Q	250	250
				10	3	7	10	3	7	40n	Q	50	50	T · Q	120	120
				15	4	11	15	4	11	40n	Q	40	40	T · Q	90	90

40194

4-Bit Bidirectional Universal Shift Register



MR	S1	S0	CP	Function
L	X	X	X	reset
H	L	L	X	-
H	H	L	┘	shift left
H	L	H	┘	shift right
H	H	H	┘	preset

S0, S1 = mode control, P0...P3 = parallel inputs, SR = serial data shift right input, SL = serial data shift left input

40194

Range Data

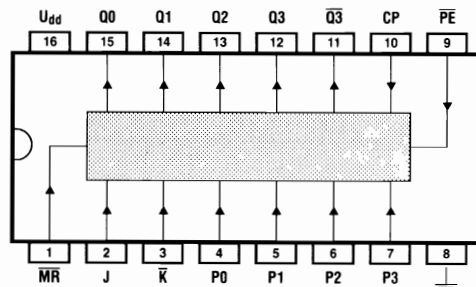
Identification Data

Type	Man	B Sec. 3 Pins-Art-Nr.	T _U	U _{dd}		P _{tot} max mW	U _{dd} V	U _{IL}	U _{IH}	I _{dd} typ μA	t _{TR} nstyp		t _{PD} nstyp			
				V min	V max			V max	V min		Pin ↓	Pin ↑	Pin ↓	Pin ↑		
CD 40194 BD	Rca	16-dil-5	M	-0.5	+20	500	5 10 15	1.5 3 4	3.5 7 11	40n 40n 40n	Q Q Q	100 50 40	100 50 40	T · Q T · Q T · Q	220 100 70	220 100 70
CD 40194 BE	Rca	16-dil-1	I	-0.5	+20	500	5 10 15	1.5 3 4	3.5 7 11	40n 40n 40n	Q Q Q	100 50 40	100 50 40	T · Q T · Q T · Q	220 100 70	220 100 70
CD 40194 BF	Rca	16-dil-4	M	-0.5	+20	500	5 10 15	1.5 3 4	3.5 7 11	40n 40n 40n	Q Q Q	100 50 40	100 50 40	T · Q T · Q T · Q	220 100 70	220 100 70
CD 40194 BH	Rca	chip	M	-0.5	+20		5 10 15	1.5 3 4	3.5 7 11	40n 40n 40n	Q Q Q	100 50 40	100 50 40	T · Q T · Q T · Q	220 100 70	220 100 70
CD 40194 BK	Rca	16-flat-1	M	-0.5	+20	500	5 10 15	1.5 3 4	3.5 7 11	40n 40n 40n	Q Q Q	100 50 40	100 50 40	T · Q T · Q T · Q	220 100 70	220 100 70
HCC 40194 BD	Sgs	16-dil-5	M	-0.5	+20	200	5 10 15	1.5 3 4	3.5 7 11	40n 40n 40n	Q Q Q	100 50 40	100 50 40	T · Q T · Q T · Q	220 100 70	220 100 70
HCC 40194 BF	Sgs	16-dil-4	M	-0.5	+20	200	5 10 15	1.5 3 4	3.5 7 11	40n 40n 40n	Q Q Q	100 50 40	100 50 40	T · Q T · Q T · Q	220 100 70	220 100 70
HCC 40194 BK	Sgs	16-flat-1	M	-0.5	+20	200	5 10 15	1.5 3 4	3.5 7 11	40n 40n 40n	Q Q Q	100 50 40	100 50 40	T · Q T · Q T · Q	220 100 70	220 100 70
HCF 40194 BE	Sgs	16-dil-1	I	-0.5	+18	200	5 10 15	1.5 3 4	3.5 7 11	40n 40n 40n	Q Q Q	100 50 40	100 50 40	T · Q T · Q T · Q	220 100 70	220 100 70
HCF 40194 BF	Sgs	16-dil-4	I	-0.5	+18	200	5 10 15	1.5 3 4	3.5 7 11	40n 40n 40n	Q Q Q	100 50 40	100 50 40	T · Q T · Q T · Q	220 100 70	220 100 70
HEF 40194 BD	Val	16-dil-4	I	-0.5	+18	500	5 10 15	1.5 3 4	3.5 7 11	20 40 80	Q Q Q	60 30 20	60 30 20	T · Q T · Q T · Q	100 40 30	80 35 25

40194			Range Data			Identification Data										
Type	Man	B Sec. 3 Pins- Art-Nr.	T _U	U _{dd}		P _{tot} max	U _{dd}	U _{I/L}	U _{I/H}	I _{dd} typ	t _{TR}			t _{PD}		
				V min	V max	mW		V	V max		V min	μA	Pin	↓	↑	Pin → Pin
HEF40194 BP	Val	16-dil-1	I	-0.5	+18	500	5	1.5	3.5	(20	Q	60	60	T · Q	100	80
							10	3	7	(40	Q	30	30	T · Q	40	35
							15	4	11	(80	Q	20	20	T · Q	30	25
HEF40194 BT	Val	16-mic-1	I	-0.5	+18	400	5	1.5	3.5	(20	Q	60	60	T · Q	100	80
							10	3	7	(40	Q	30	30	T · Q	40	35
							15	4	11	(80	Q	20	20	T · Q	30	25
TC40194 BP	Tos	16-dil-2	I	-0.5	+20	300	5	1.5	3.5	5n	Q	80	80	T · Q	220	220
							10	3	7	10n	Q	50	50	T · Q	90	90
							15	4	11	15n	Q	40	40	T · Q	60	60
40194 DIE1	Sgs	chip	I	-0.5	+18	200	5	1.5	3.5	40n	Q	100	100	T · Q	220	220
							10	3	7	40n	Q	50	50	T · Q	100	100
							15	4	11	40n	Q	40	40	T · Q	70	70

40195

4-Bit Universal Shift Register



MR	PE	J	K	CP	Q0	Function
L	X	X	X	X	L	reset
H	L	X	X	┘	P0	preset
H	H	L	L	┘	L	shift
H	H	L	H	┘	Q0	shift
H	H	H	L	┘	Q0-bar	shift
H	H	H	H	┘	H	shift

PE = preset enable input

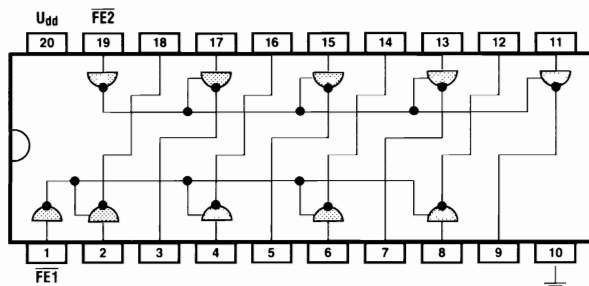
40195			Range Data			Identification Data										
Type	Man	B Sec. 3 Pins- Art-Nr.	T _U	U _{dd}		P _{tot} max	U _{dd}	U _{I/L}	U _{I/H}	I _{dd} typ	t _{TR}			t _{PD}		
				V min	V max	mW		V	V max		V min	μA	Pin	↓	↑	Pin → Pin
HEF40195 BD	Val	16-dil-4	I	-0.5	+18	500	5	1.5	3.5	(20	Q	60	60	T · Q	105	90
							10	3	7	(40	Q	30	30	T · Q	50	45
							15	4	11	(80	Q	20	20	T · Q	35	30
HEF40195 BP	Val	16-dil-1	I	-0.5	+18	500	5	1.5	3.5	(20	Q	60	60	T · Q	105	90
							10	3	7	(40	Q	30	30	T · Q	50	45
							15	4	11	(80	Q	20	20	T · Q	35	30
HEF40195 BT	Val	16-mic-1	I	-0.5	+18	400	5	1.5	3.5	(20	Q	60	60	T · Q	105	90
							10	3	7	(40	Q	30	30	T · Q	50	45
							15	4	11	(80	Q	20	20	T · Q	35	30

40208		4 × 4-Bit Multiport Register											40208			Range Data			Identification Data							
Type	Man	B Sec. 3 Pins- Art-Nr.	T _U	U _{dd}		P _{tot} max mW	U _{dd} V	U _{IL}	U _{IH}	I _{dd} typ μA	t _{TR} n _{styp} μs	t _{TR} n _{styp}		t _{PD} n _{styp}												
				V min	V max			V max	V min			↓	↑	Pin ↓	Pin ↑											
CD 40208 BE	Rca	24-dil-1	I	-0.5	+20	500	5 10 15	1.5 3 4	3.5 7 11	40n 40n 40n	Q	100 50 40	100 50 40	T · Q T · Q T · Q	360 140 100	360 140 100										
CD 40208 BF	Rca	24-dil-4	M	-0.5	+20	500	5 10 15	1.5 3 4	3.5 7 11	40n 40n 40n	Q	100 50 40	100 50 40	T · Q T · Q T · Q	360 140 100	360 140 100										
CD 40208 BH	Rca	chip	M	-0.5	+20		5 10 15	1.5 3 4	3.5 7 11	40n 40n 40n	Q	100 50 40	100 50 40	T · Q T · Q T · Q	360 140 100	360 140 100										
CD 40208 BK	Rca	24-flat-1	M	-0.5	+20	500	5 10 15	1.5 3 4	3.5 7 11	40n 40n 40n	Q	100 50 40	100 50 40	T · Q T · Q T · Q	360 140 100	360 140 100										
HCC 40208 BD	Sgs	24-dil-5	M	-0.5	+20	200	5 10 15	1.5 3 4	3.5 7 11	40n 40n 40n	Q	100 50 40	100 50 40	T · Q T · Q T · Q	360 140 100	360 140 100										
HCC 40208 BF	Sgs	24-dil-4	M	-0.5	+20	200	5 10 15	1.5 3 4	3.5 7 11	40n 40n 40n	Q	100 50 40	100 50 40	T · Q T · Q T · Q	360 140 100	360 140 100										
HCC 40208 BK	Sgs	24-flat-1	M	-0.5	+20	200	5 10 15	1.5 3 4	3.5 7 11	40n 40n 40n	Q	100 50 40	100 50 40	T · Q T · Q T · Q	360 140 100	360 140 100										
HCF 40208 BE	Sgs	24-dil-1	I	-0.5	+18	200	5 10 15	1.5 3 4	3.5 7 11	40n 40n 40n	Q	100 50 40	100 50 40	T · Q T · Q T · Q	360 140 100	360 140 100										
HCF 40208 BF	Sgs	24-dil-4	I	-0.5	+18	200	5 10 15	1.5 3 4	3.5 7 11	40n 40n 40n	Q	100 50 40	100 50 40	T · Q T · Q T · Q	360 140 100	360 140 100										
40208 DIE1	Sgs	chip	I	-0.5	+18	200	5 10 15	1.5 3 4	3.5 7 11	40n 40n 40n	Q	100 50 40	100 50 40	T · Q T · Q T · Q	360 140 100	360 140 100										

40208		Range Data			Identification Data										
Type	Man	B Sec. 3 Pins- Art-Nr	T _U	U _{dd}		P _{tot} max mW	U _{dd} V	U _{IL}	U _{IH}	I _{dd} typ μA	t _{TR} n _{styp} μs	t _{TR} n _{styp}		t _{PD} n _{styp}	
				V min	V max			V max	V min			↓	↑	Pin ↓	Pin ↑
CD 40208 BD	Rca	24-dil-5	M	-0.5	+20	500	5 10 15	1.5 3 4	3.5 7 11	40n 40n 40n	Q	100 50 40	100 50 40	T · Q T · Q T · Q	360 140 100

40240

8-Bit Inverting Bus Driver

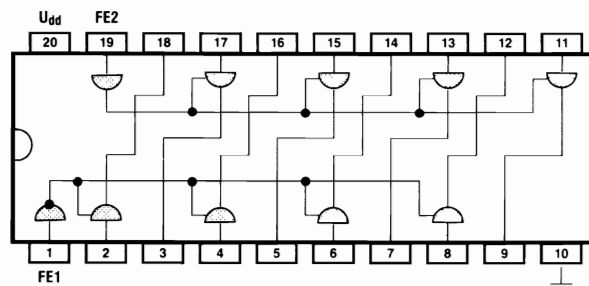


FE1	E	Q
H	X	Z
L	L	H
L	H	L

FE2	E	Q
H	X	Z
L	L	H
L	H	L

40244

8-Bit Bus Driver



FE1	E	Q
H	X	Z
L	L	L
L	H	H

FE2	E	Q
L	X	Z
H	L	L
H	H	H

40240

Range Data

Identification Data

Type	Man	B Sec. 3 Pins- Art-Nr.	T _U	U _{dd}		P _{tot} max mW	U _{dd}		I _{dd} typ μA	t _{TR} n _{styp}		t _{PD} n _{styp}				
				V	V		V	V		Pin	↓	↑	Pin	↓	↑	
				min	max		max	min		→	→	→	→			
HEF 40240 BP	Val	20-dil-1	I	-0.5	+18	500	5	1.5	3.5	(4	Q	40	30	A · B	95	85
							10	3	7	(8	Q	20	20	A · B	40	40
							15	4	11	(16	Q	15	15	A · B	30	30
HEF 40240 BT	Val	20-mc-2	I	-0.5	+18	400	5	1.5	3.5	(4	Q	40	30	A · B	95	85
							10	3	7	(8	Q	20	20	A · B	40	40
							15	4	11	(16	Q	15	15	A · B	30	30

40244

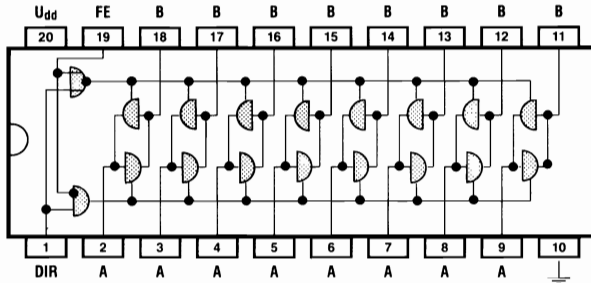
Range Data

Identification Data

Type	Man	B Sec. 3 Pins- Art-Nr.	T _U	U _{dd}		P _{tot} max mW	U _{dd}		I _{dd} typ μA	t _{TR} n _{styp}		t _{PD} n _{styp}				
				V	V		V	V		Pin	↓	↑	Pin	↓	↑	
				min	max		max	min		→	→	→	→			
HEF 40244 BP	Val	20-dil-1	I	-0.5	+18	500	5	1.5	3.5	(4	Q	40	30	A · B	95	85
							10	3	7	(8	Q	20	20	A · B	40	40
							15	4	11	(16	Q	15	15	A · B	30	30
HEF 40244 BT	Val	20-mc-2	I	-0.5	+18	400	5	1.5	3.5	(4	Q	40	30	A · B	95	85
							10	3	7	(8	Q	20	20	A · B	40	40
							15	4	11	(16	Q	15	15	A · B	30	30

40245

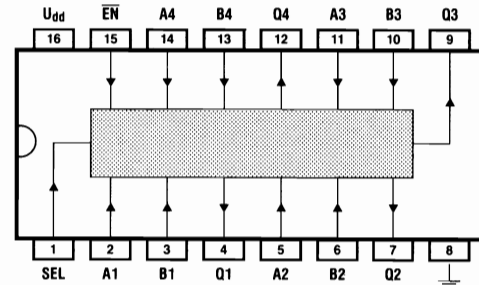
8-Bit Bidirectional Bus Driver



Input	Funktion	
FE DIR		
H X	A = B = Z	
L L	B → A	
L H	A → B	

40257

Quad 2-Line-to-1-Line Multiplexers



Inputs				Outp.
EN	SEL	A	B	Q
H	X	X	X	Z
L	L	L	X	L
L	L	H	X	H
L	H	X	L	L
L	H	X	H	H

40245

Range Data

Identification Data

Type	Man	B Sec. 3 Pins- Art-Nr.	TU	U _{dd}		P _{tot} max mW	U _{dd}	U _{IL} · U _{IH}		I _{dd} typ μA	t _{TR} n _{styp}		t _{PD} n _{styp}			
				V	V			V	V		Pin	↓	↑	Pin	↓	↑
				min	max			max	min							
HEF 40245 BP	Val	20-dil-1	I	-0.5	+18	500	5	1.5	3.5	(4	Q	40	30	A → B	95	85
							10	3	7	(8	Q	20	20	A → B	40	40
							15	4	11	(16	Q	15	15	A → B	30	30
HEF 40245 BT	Val	20-mic-2	I	-0.5	+18	400	5	1.5	3.5	(4	Q	40	30	A → B	95	85
							10	3	7	(8	Q	20	20	A → B	40	40
							15	4	11	(16	Q	15	15	A → B	30	30

40257

Range Data

Identification Data

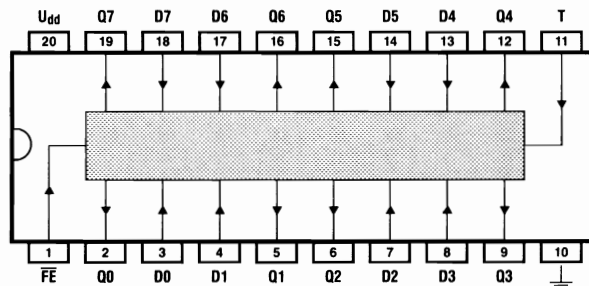
Type	Man	B Sec. 3 Pins- Art-Nr.	TU	U _{dd}		P _{tot} max mW	U _{dd}	U _{IL} · U _{IH}		I _{dd} typ μA	t _{TR} n _{styp}		t _{PD} n _{styp}			
				V	V			V	V		Pin	↓	↑	Pin	↓	↑
				min	max			max	min							
CD 40257 BD	Rca	16-dil-5	M	-0.5	+20	500	5	1.5	3.5	20n	Q	100	100	A/B → Q	150	150
							10	3	7	20n	Q	50	50	A/B → Q	70	70
							15	4	11	20n	Q	40	40	A/B → Q	50	50
CD 40257 BE	Rca	16-dil-1	I	-0.5	+20	500	5	1.5	3.5	20n	Q	100	100	A/B → Q	150	150
							10	3	7	20n	Q	50	50	A/B → Q	70	70
							15	4	11	20n	Q	40	40	A/B → Q	50	50

40257			Range Data			Identification Data										
Type	Man	B Sec. 3 Pins- Art-Nr.	TU	U _{dd}		P _{tot} max	U _{dd}	U _{IL} · U _{NL} · U _{IH} · U _{NH}		I _{dd} typ	t _{TR} nstyp			t _{pd} nstyp		
				V min	V max			mW	V		V max	V min	μA	Pin	↓	↑
CD 40257 BF	Rca	16-dil-4	M	-0.5	+20	500	5	1.5	3.5	20n	Q	100	100	A/B -Q	150	150
							10	3	7	20n	Q	50	50	A/B -Q	70	70
							15	4	11	20n	Q	40	40	A/B -Q	50	50
CD 40257 BH	Rca	chip	M	-0.5	+20		5	1.5	3.5	20n	Q	100	100	A/B -Q	150	150
							10	3	7	20n	Q	50	50	A/B -Q	70	70
							15	4	11	20n	Q	40	40	A/B -Q	50	50
CD 40257 BK	Rca	16-flat-1	M	-0.5	+20	500	5	1.5	3.5	20n	Q	100	100	A/B -Q	150	150
							10	3	7	20n	Q	50	50	A/B -Q	70	70
							15	4	11	20n	Q	40	40	A/B -Q	50	50
HCC 40257 BD	Sgs	16-dil-5	M	-0.5	+20	200	5	1.5	3.5	20n	Q	100	100	D -Q	150	150
							10	3	7	20n	Q	50	50	D -Q	70	70
							15	4	11	20n	Q	40	40	D -Q	50	50
HCC 40257 BF	Sgs	16-dil-4	M	-0.5	+20	200	5	1.5	3.5	20n	Q	100	100	D -Q	150	150
							10	3	7	20n	Q	50	50	D -Q	70	70
							15	4	11	20n	Q	40	40	D -Q	50	50
HCC 40257 BK	Sgs	16-flat-1	M	-0.5	+20	200	5	1.5	3.5	20n	Q	100	100	D -Q	150	150
							10	3	7	20n	Q	50	50	D -Q	70	70
							15	4	11	20n	Q	40	40	D -Q	50	50
HCF 40257 BE	Sgs	16-dil-1	I	-0.5	+18	200	5	1.5	3.5	20n	Q	100	100	D -Q	150	150
							10	3	7	20n	Q	50	50	D -Q	70	70
							15	4	11	20n	Q	40	40	D -Q	50	50
HCF 40257 BF	Sgs	16-dil-4	I	-0.5	+18	200	5	1.5	3.5	20n	Q	100	100	D -Q	150	150
							10	3	7	20n	Q	50	50	D -Q	70	70
							15	4	11	20n	Q	40	40	D -Q	50	50
HCF 40257 BM	Sgs	16-mic-1	I	-0.5	+18	200	5	1.5	3.5	20n	Q	100	100	D -Q	150	150
							10	3	7	20n	Q	50	50	D -Q	70	70
							15	4	11	20n	Q	40	40	D -Q	50	50
40257 DIE1	Sgs	chip	I	-0.5	+18	200	5	1.5	3.5	20n	Q	100	100	D -Q	150	150
							10	3	7	20n	Q	50	50	D -Q	70	70
							15	4	11	20n	Q	40	40	D -Q	50	50

40373

Octal Transparent Latch

Register with 8 outputs



Inputs			Outp.	
FE	D	T	int	Q
H	L	H	L	Z
H	H	H	H	Z
L	L	H	L	L
L	H	H	H	H

int = internal register

40373		Range Data			Identification Data											
Type	Man	B Sec. 3 Pins- Art-Nr.	TU	U _{dd}		P _{tot} max	U _{dd}	U _{IL} · U _{NL} · U _{IH} · U _{NH}		I _{dd} typ	t _{TR} nstyp			t _{pd} nstyp		
				V min	V max			mW	V		V max	V min	μA	Pin	↓	↑
HEF 40373 BP	Val	20-dil-1	I	-0.5	+18	500	5	1.5	3.5	(20	Q	40	30	E -Q	150	125
							15	4	11	(80	Q	20	20	E -Q	60	50
											Q	15	15	E -Q	40	40
HEF 40373 BT	Val	20-mic-2	I	-0.5	+18	400	5	1.5	3.5	(20	Q	40	30	E -Q	150	125
							10	3	7	(40	Q	20	20	E -Q	60	50
							15	4	11	(80	Q	15	15	E -Q	40	40

40374	Octal D-Type Flip-Flop	40374		Range Data			Identification Data									
		Type	Man	B Sec. 3 Pins- Art-Nr.	T _U	U _{dd}		P _{tot} max	U _{dd}	U _{IL} UNL	U _{IH} UNH	I _{dd} typ	t _{TR} n _{styp}		t _{PD} n _{styp}	
						V min	V max						mW	V	V max	V min
HEF 40374 BP	Val	20-dil-1	I	-0.5	+18	500	5 10 15	1.5 3 4	3.5 7 11	(20 (40 (80	Q Q Q	40 20 15	30 20 15	E · Q E · Q E · Q	125 55 40	125 55 40
HEF 40374 BT	Val	20-mic-2	I	-0.5	+18	400	5 10 15	1.5 3 4	3.5 7 11	(20 (40 (80	Q Q Q	40 20 15	30 20 15	E · Q E · Q E · Q	125 55 40	125 55 40

Inputs		Outp.		
\overline{FE}	D	T	int	Q
H	L	↘	L	Z
H	H	↘	H	Z
L	L	↘	L	L
L	H	↘	H	H

int = internal register

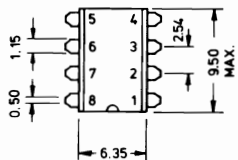
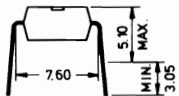
Dimensions and dimensional tolerances as stated by different manufacturers for one and the same case are not always precisely identical. These values are thus to be understood as mean values, unless stated otherwise.

All dimensions in millimeters (mm)

8-Pin dual-in-line

8-dil

plastic



8-dil-1

dil

mic

flat

can

14-dil

14-Pin dual-in-line

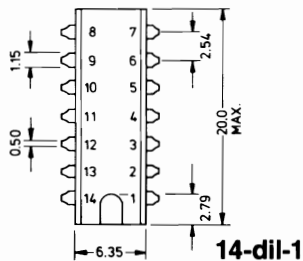
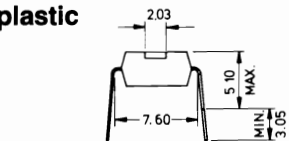
dil

mic

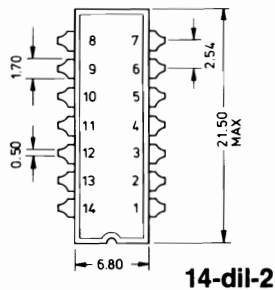
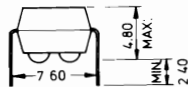
flat

can

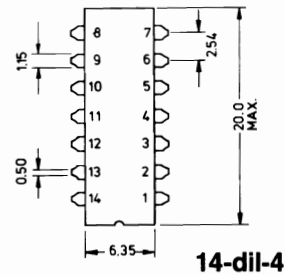
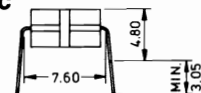
plastic



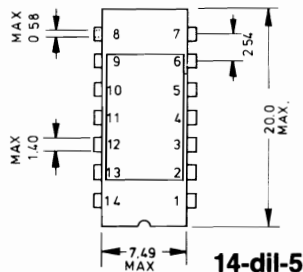
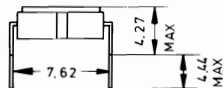
plastic



ceramic



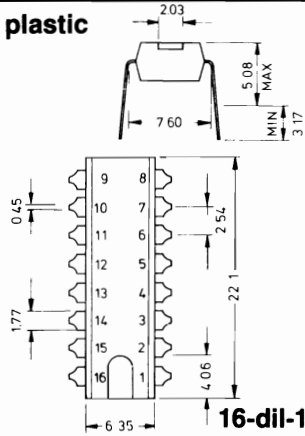
metal/ceramic



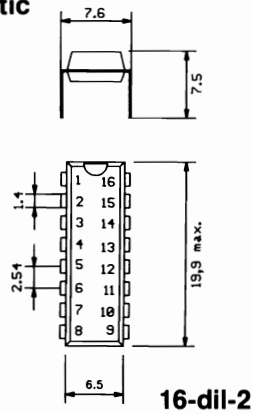
16-Pin dual-in-line

16-dil

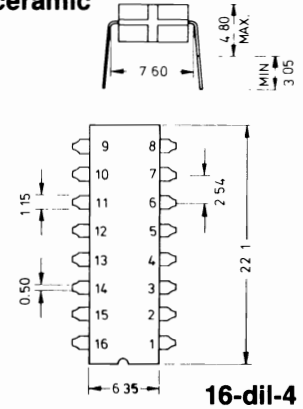
plastic



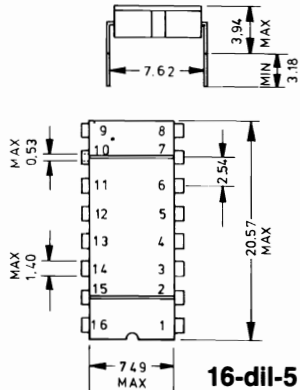
plastic



ceramic



metal/ceramic



dil

mic

flat

can

18-dil

18-Pin dual-in-line

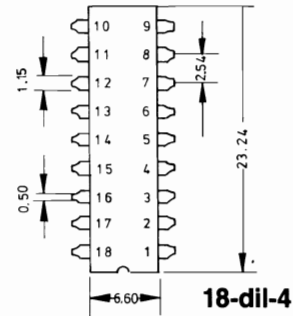
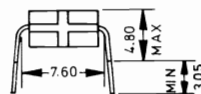
dil

mic

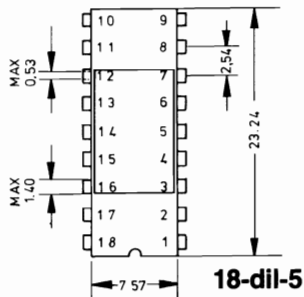
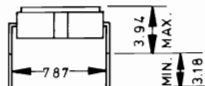
flat

can

ceramic



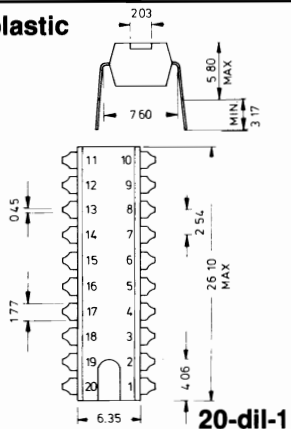
metal/ceramic



20-Pin dual-in-line

20-dil

plastic



dil

mic

flat

can

24-dil

24-Pin dual-in-line

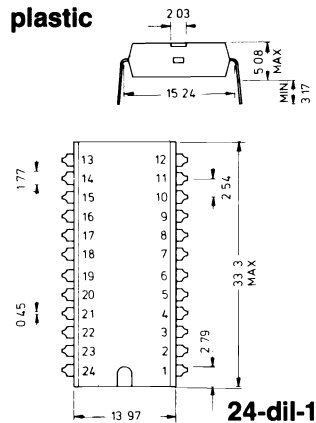
dil

mic

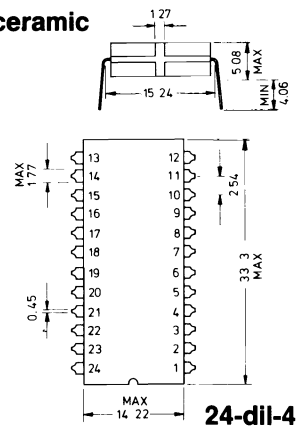
flat

can

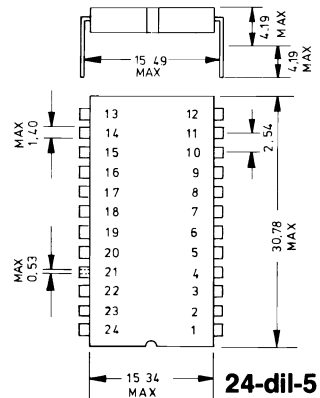
plastic



ceramic



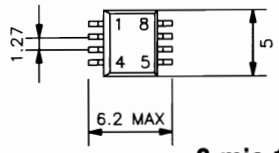
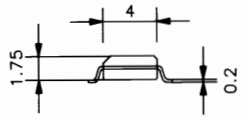
ceramic



8-Pin micro package

8-mic

plastic



8-mic-1

dil

mic

flat

can

14-mic

14-Pin micro package

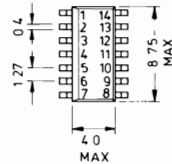
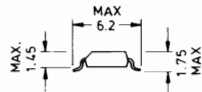
dll

mic

flat

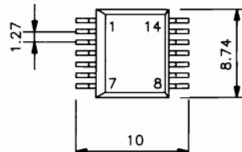
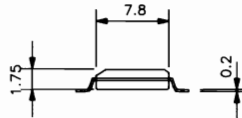
can

plastic



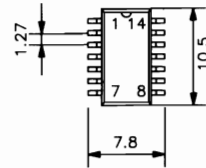
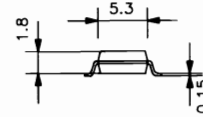
14-mic-1

plastic



14-mic-2

plastic

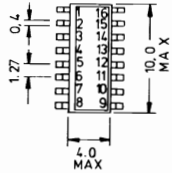
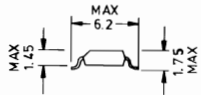


14-mic-3

16-Pin micro package

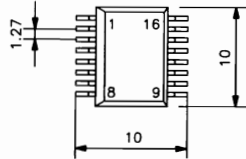
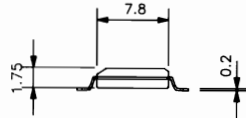
16-mic

plastic



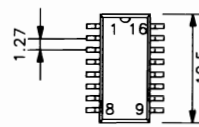
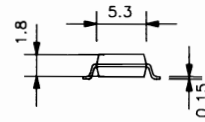
16-mic-1

plastic



16-mic-2

plastic



16-mic-3

dll

mic

flat

can

20-mic

20-Pin micro package

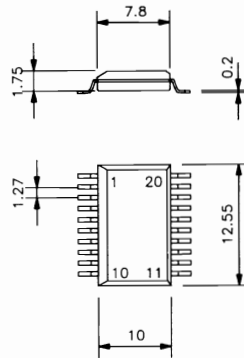
dil

mic

flat

can

plastic

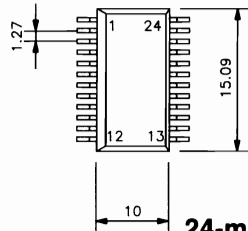
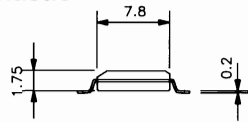


20-mic-2

24-Pin micro package

24-mic

plastic



dil

mic

flat

can

14-flat

14-Pin flat-pack

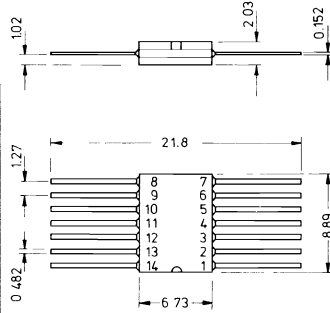
dil

mic

flat

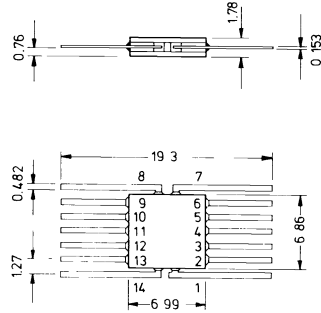
can

ceramic

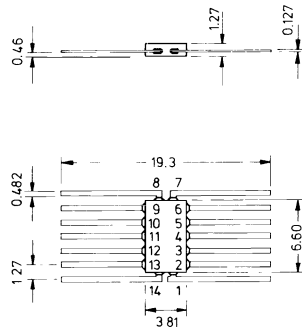


14-flat-1

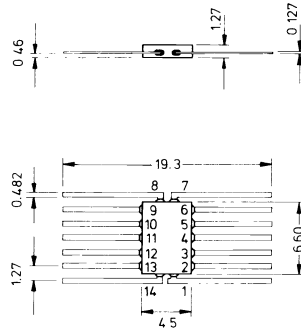
ceramic



14-flat-2



14-flat-5

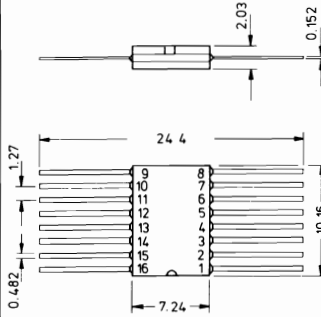


14-flat-6

16-Pin flat-pack

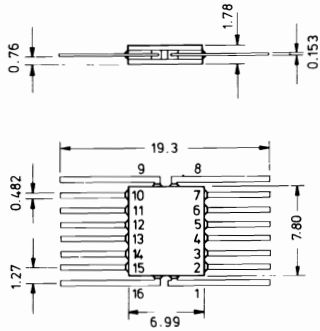
16-flat

ceramic

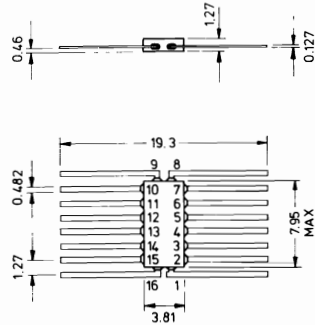


16-flat-1

ceramic



16-flat-2



16-flat-5

dil

mic

flat

can

24-flat**24-Pin flat-pack**

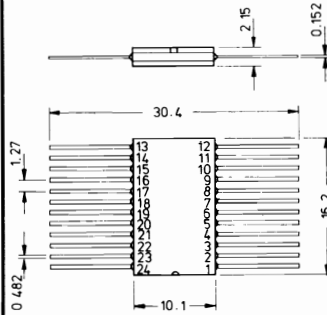
dii

mic

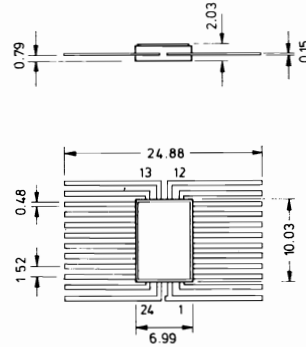
flat

can

ceramic

**24-flat-1**

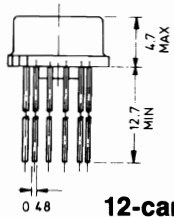
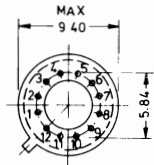
ceramic

**24-flat-3**

12-Pin can

12-can

metal



dil

mic

flat

can

OTHER TITLES OF INTEREST

300 Circuits

301 Circuits

302 Circuits

303 Circuits

304 Circuits

Microprocessor Data Handbook

Semicon's International Diode and SCR Index

Semicon's International Integrated Circuits

Semicon's International Transistor Index

The Japanese Transistor Substitution Manual

The Japanese Transistor Data Manual

The Japanese Diode Data Manual

**Up-To-Date World's Transistors-Diodes-Thyristors
& IC's Comparison Tables A.....Z (Vol. 1)**

**Up-To-Date World's Transistors-Diodes-Thyristors
& IC's Comparison Tables 1N.....60,000..... μ (Vol. 2)**

Up-To-Date World's Transistor Comparison Tables A – Z (Vol. 1)

Up-To-Date World's Transistor Comparison Tables 0 – μ (Vol. 2)

Up-To-Date CMOS 4000 IC's Data & Comparison Tables

Up-To-Date CMOS 7400 IC's Data & Comparison Tables

Towers International Transistor Selector

BM4567

\$ 19.95

Published by



TECH PUBLICATIONS PTE LTD

10, Jalan Besar, #B1-39 Sim Lim Tower, Singapore 0820.

Tel: 2914595, Fax: 2991550.

ISBN: 981-214-121-9